

Traffic Safety

Whether we're driving, biking or walking, we all have an important role to play in traffic safety.

Talk with your family
about rules of the road



Curb your distractions



Watch your speed




Slow in the school
zone



Obey all traffic lights, signs
and signals as a driver, biker
and walker



Model good behavior
and share the road



Stay alert of your
surroundings







Be patient and kind



E-bike Rules



California designates three classes of electric bicycles. Knowing the class of your electric bicycle will tell you where and how you can ride.

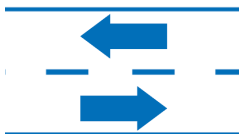
| | |  Pedal bike |  Class 1 |  Class 2 |  Class 3 |
|----------------------|-------------|--|--|--|--|
| Pedal assist | | | ● | ● | ● |
| Throttle | | | | ● | |
| Max speed | Speed limit | | 20 mph | 20 mph | 28 mph |
| Minimum age | None | None | None | None | 16 |
| Driver's license | No | No | No | No | No |
| Helmet required | Under 18 | Under 18 | Under 18 | Under 18 | All ages |
| Helmet recommended | All ages | All ages | All ages | All ages | All ages |
| Allowed on sidewalks | No | No | No | No | No |
| Allowed on trails | Yes | Yes | Yes | Yes | No |

All e-bikes



Passengers

Only allowed on bikes specifically made for additional riders
Must have a seat for passengers
Often have footrests for the passenger



Where to ride

Ride in the same direction as traffic
Use bike lanes when available
Do not ride on sidewalks on crosswalks



Signs & signals

Obey all traffic signs and signals
Come to a complete stop at signs
Look before turning



Safety

Ride with care
Reduce speed when needed
Be aware of all other road users



This "sharrow" means the lane is too narrow for bikes and cars to travel side by side. Ride toward the middle of the lane and avoid unsafe passing.

If there are no marked bike lanes or sharrows present, bicyclists have a right to share the road.