



# City of Carlsbad California 2023 - 2030

## APPENDIX B - INTERCEPT SURVEY RESULTS



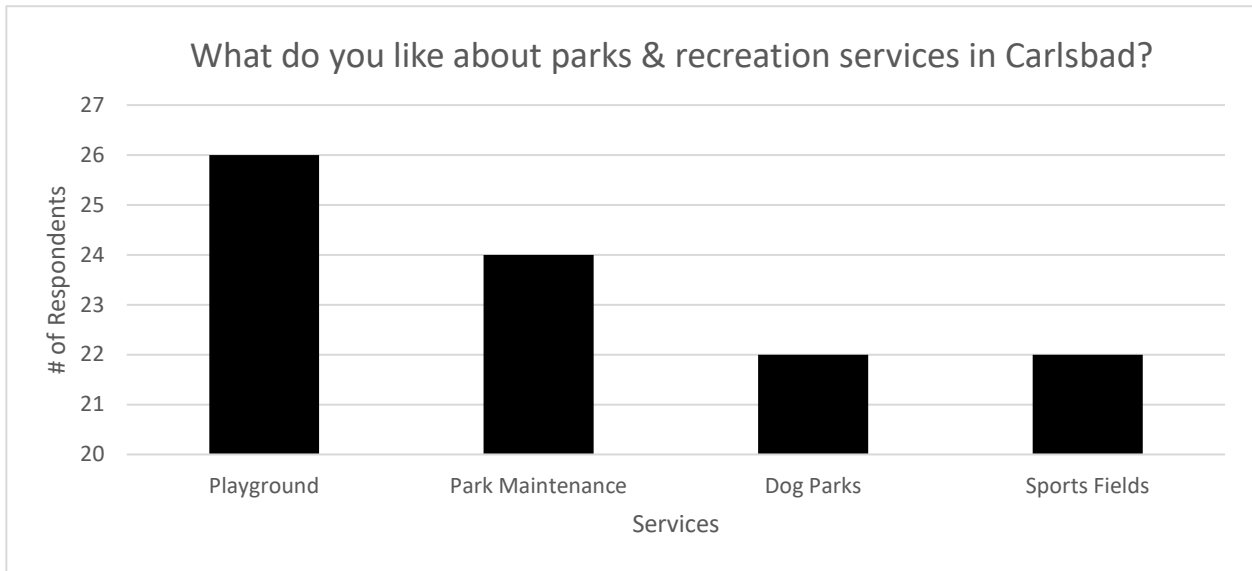
## APPENDIX B - INTERCEPT SURVEY RESULTS

From Feb. 14 through Feb. 23, 2020, the project team conducted 209 intercept surveys at 22 park sites and facilities. Data was collected at various times of the day, including mornings, afternoons, and early evenings to reach a diverse group of park users.

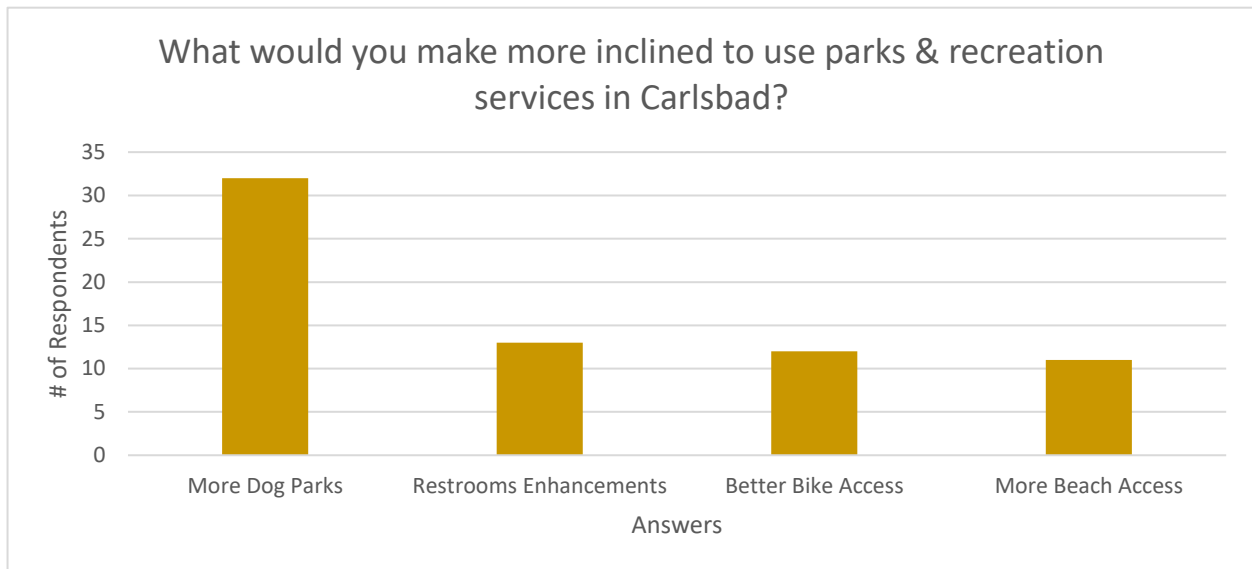
Park users were asked:

1. What do you like about parks and recreation services in Carlsbad (Figure 162)?
2. What would make you more inclined to use parks and recreation services in Carlsbad (Figure 163)?

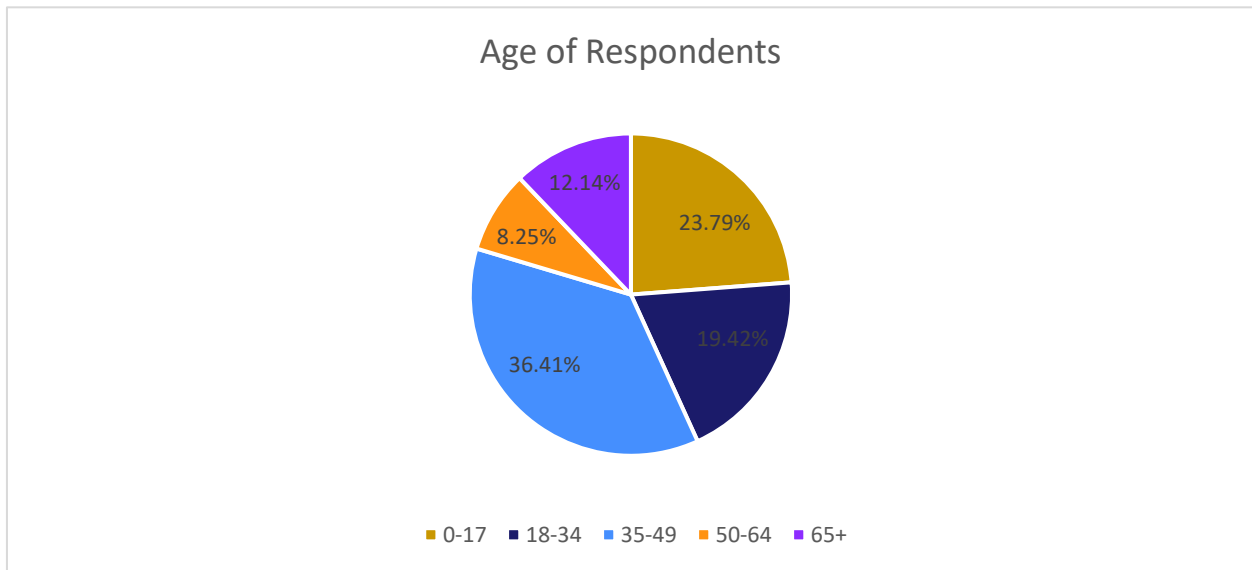
| Location                  | Responses  |
|---------------------------|------------|
| Alga Norte                | 34         |
| Ann D. L'Heureux Dog Park | 21         |
| Cadencia Park             | 5          |
| Calavera Hills            | 26         |
| Chase                     | 4          |
| Hidden Canyon             | 11         |
| Holiday                   | 3          |
| Hosp Grove                | 10         |
| La Costa Canyon           | 5          |
| Laguna Rivera Park        | 7          |
| Leo Carillo               | 11         |
| Levante Park              | 15         |
| Magee                     | 1          |
| Magnolia                  | 3          |
| Maxton Brown              | 3          |
| Monroe St Pool            | 5          |
| Pine Ave                  | 10         |
| Poinsettia                | 10         |
| Senior Center             | 13         |
| Stagecoach                | 10         |
| Zone 5 Business Park      | 2          |
| <b>TOTAL</b>              | <b>209</b> |



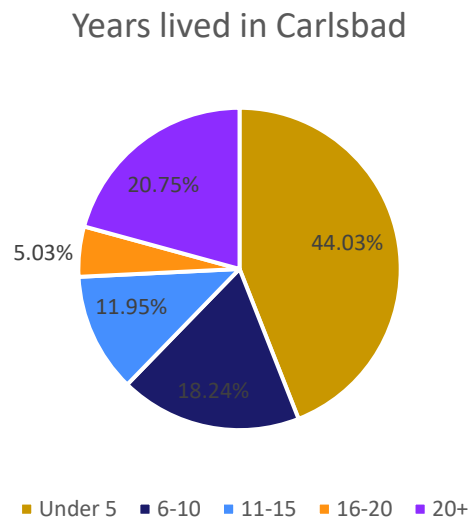
**Figure 1: What do you like about parks & recreation services in Carlsbad?**



**Figure 2: What would make you more inclined to use parks & recreation services in Carlsbad?**



**Figure 4: Age of respondents**



**Figure 3: Years lived in Carlsbad**

## APPENDIX C – ONLINE SURVEY

In addition to adding two virtual meetings in 2021, the project team conducted an online survey to provide an added opportunity for the community to provide input into the master plan:

1. Do you visit Carlsbad parks?
2. What would make going to city parks even better?
3. What do you enjoy most about going to city parks?
4. What is the main reason you don't visit city parks?
5. What specific sports leagues, fitness classes and camps would interest you and members of your household?
6. What recreational activities would you like to see more of in Carlsbad?

The online survey collected 1,766 responses: 96.4% of respondents stated they visit City of Carlsbad parks. The most common themes are below with the number of times in parentheses.

