

Appendix A: Approved TIA Scoping Agreement Letter



May 17, 2022

Nathan Schmidt
Transportation Planning and Mobility Manager
Public Works Branch/Transportation Department
City of Carlsbad
1635 Faraday Ave.
Carlsbad, CA 92008

RE: TIA scoping agreement letter for the Carlsbad General Plan and Zoning Ordinance Update Project (formerly known as the Carlsbad Housing Element Update Project)

Dear Nathan,

STC Traffic, is pleased to submit this scoping letter for the Carlsbad General Plan and Zoning Ordinance Update (Project), which outlines the study scenarios, study roadway segments, data collection and analysis methodology. The Transportation Impact Analysis (TIA) will be prepared to assess the roadway conditions (vehicular LOS) in the year 2035 with the project.

Project Description: In an effort to provide more housing to meet the future demand, the City of Carlsbad is increasing housing density of the existing residential sites or rezoning sites to residential zones. The City has identified potential sites throughout the city. A map showing the potential project housing sites is included as an attachment.

Two project alternatives will be evaluated in the TIA which are as follows:

- Alternative 1 (Alt 1) is referred as Map 1 by the City and consist of changes to the identified 18 sites.
- Alternative 2 (Alt 2) is referred as Map 2 by the City and will include all the changes from the Alt 1 with Site 3, Site 8 and Site 15 removed. This alternative would also increase density and number of housing units that could be consider at Site 14 and Site 17.

It should be noted that at this point the project (site locations, housing density and zone change) is still in the planning stage and has not been finalized.

Study Scenarios: The following scenarios will be included in the study:

- Existing Conditions: The existing roadway conditions will be evaluated based on the existing traffic volumes (October 2021 and April 2022 traffic counts) and roadway geometry.
- Year 2035 Adopted General Plan: Roadway conditions for the year 2035 will be evaluated with the currently adopted General Plan roadway geometry and traffic volumes.
- Year 2035 Alternative 1: Roadway conditions for the year 2035 with Project Alternative 1 will be evaluated with the General Plan roadway geometry and change in traffic volumes due to the Project Alternative 1.



- Year 2035 Alternative 2: Roadway conditions for the year 2035 with Project Alternative 2 will be evaluated with the General Plan roadway geometry and the change in traffic volumes due to the Project Alternative 2.

Study Roadway Segments: Based on the potential housing sites and the criteria outlined in the TIA guidelines, roadway segments potentially affected by the proposed project will be included in the study. The list of study roadway segments is shown in **Table 1** and graphically shown in a figure as an attachment. The figure also shows the potential project housing site locations.

Table 1: Study Roadway Segments

ID	Roadway	Segment Limits
1	El Camino Real	North City Limit to Marron Road
2		Marron Road to Carlsbad Village Drive
3		Carlsbad Village Drive to Tamarack Avenue
4		Tamarack Avenue to Cannon Road
5		Cannon Road to College Boulevard
6		College Boulevard to Palomar Airport Road
7		Palomar Airport Road to Camino Vida Roble
8		Camino Vida Roble to Poinsettia Lane
9		Poinsettia Lane to Aviara Parkway-Alga Road
10		Aviara Parkway-Alga Road to La Costa Avenue
11		La Costa Avenue to South City Limit
12	College Boulevard	North City Limit to Carlsbad Village Drive
13		Carlsbad Village Drive to Cannon Road
14		Cannon Road to El Camino Real *
15		El Camino Real to Aston Avenue
16		Aston Avenue to Palomar Airport Road
17	Aviara Parkway	Palomar Airport Road to Poinsettia Lane
18	Cannon Road	Carlsbad Boulevard to Avenida Encinas
19		Avenida Encinas to Paseo del Norte
20		Paseo del Norte to Car Country Drive
21		Car Country Drive to Legoland Drive
22		Legoland Drive to Faraday Avenue
23		Faraday Avenue to El Camino Real
24	Palomar Airport Road	Avenida Encinas to Paseo del Norte
25		Paseo del Norte to Armada Drive
26		Armada Drive to Aviara Parkway
27		Aviara Parkway to Camino Vida Roble
28		Camino Vida Roble to El Camino Real
29		El Camino Real to El Fuerte Street
30		El Fuerte Street to Melrose Drive
31		Melrose Drive to East City Limit
32	La Costa Avenue	Piraeus Street to El Camino Real
33	Poinsettia Lane	Carlsbad Boulevard to Avenida Encinas
34		Avenida Encinas to Paseo del Norte
35		Paseo del Norte to Aviara Parkway
36	Salk Avenue	College Boulevard to El Camino Real

* Future Roadway

Note: Exempt roadway segments are also included in the above list.



Data Collection: STC will utilize the 24-hour roadway segment counts received from the City which was collected in October, 2021. As data is not available at the following ten (10) locations, 24-hour roadway segment counts will be collected when schools are in session:

18. Cannon Road from Carlsbad Boulevard to Avenida Encinas
19. Cannon Road from Avenida Encinas to Paseo del Norte
20. Cannon Road from Paseo del Norte to Car Country Drive
21. Cannon Road from Car Country Drive to Legoland Drive
22. Cannon Road from Legoland Drive to Faraday Avenue
23. Cannon Road from Faraday Avenue to El Camino Real
32. La Costa Avenue from Piraeus Street to El Camino Real
34. Poinsettia Lane from Avenida Encinas to Paseo del Norte
35. Poinsettia Lane from Paseo del Norte to Aviara Parkway
36. Salk Avenue from College Boulevard to El Camino Real

Future Traffic Volume Forecast: The following SANDAG models will be requested from the City to forecast the year 2035 traffic volumes:

- Base year 2016
- Year 2035 with Adopted General Plan
- Year 2035 Alternative 1
- Year 2035 Alternative 2

It is assumed that the future model used for the year 2035 with Adopted General Plan forecast, reflects the currently adopted general plan conditions.

Base year 2016 and year 2035 Adopted General Plan models will be used to derive the annual growth rate on each study roadway segments, which will be applied to the existing volumes to derive the future year 2035 Adopted General Plan volumes. To derive the year 2035 Alternative 1 and Alternative 2 volumes, the difference in volume between the Adopted General Plan and the two Project alternatives will be derived by comparing the respective models, which will then be applied to the year 2035 Adopted General Plan volumes.

Project Trip Generation, Distribution and Assignment: The SANDAG's Activity Based Model (ABM), known as ABM2+, model will be used to estimate the project trips, which will be based on the project size and density. The model assigns project trips on the roadway network based on the land uses, roadway network, socioeconomic and demographic data.

Roadway Segment Analysis Methodology: STC will use the attached roadway service volume tables (Specific Corridor and Generalized) for the analysis, after confirmation from the City. The following are the service volumes assumed for the roadway segments as they are not available:



ID	Roadway	Segment Limits	Roadway Classification	Peak Direction LOS Thresholds				
				A	B	C	D	E
14	College Boulevard	Cannon Road to El Camino Real ¹	4/45/D	0	0	1040	1760	1800
33	Poinsettia Lane	Carlsbad Boulevard to Avenida Encinas ²	4/35/D	0	0	520	1390	1540
36	Salk Avenue	College Boulevard to El Camino Real	2/35/D	0	0	190	630	780

1 – Service volume assumed to be similar to College Blvd between Carlsbad Village Dr and Cannon Rd.

2 – Used Generalized Service Volume for 4/35/D Arterial Street

3 – Used Generalized Service Volume for 2/35/D Industrial Street

The peak hour directional volumes will be compared to the service volume thresholds to determine the roadway level of service (LOS). Analysis will be conducted for both direction of travel and for AM and PM peak hours.

Note: As the housing element update is a high level (program level) analysis, facilities operating at LOS D are not required to be split into segments for a more detailed segment level analysis. Segment level analysis is recommended during the preparation of site specific TIA.

Please feel free to contact either myself, or Balaji Shivaji (balaji.shivaji@stctrffic.com) with any questions or comments you may have. Once you are good with this methodology/outline we will commence with the work.

Sincerely,

David DiPierro, TE
Senior Principal Manager
STC Traffic

cc: Brenna Weatherby, Director, Rincon Consultants, Inc.
Scott Donnell, Senior Planner, City of Carlsbad

Attachment 1 – Potential Project Housing Sites

Attachment 2 – Study Roadway Segments

Attachment 3 – Roadway Service Volume Table (Specific Corridor and Generalized Data)



ATTACHMENTS

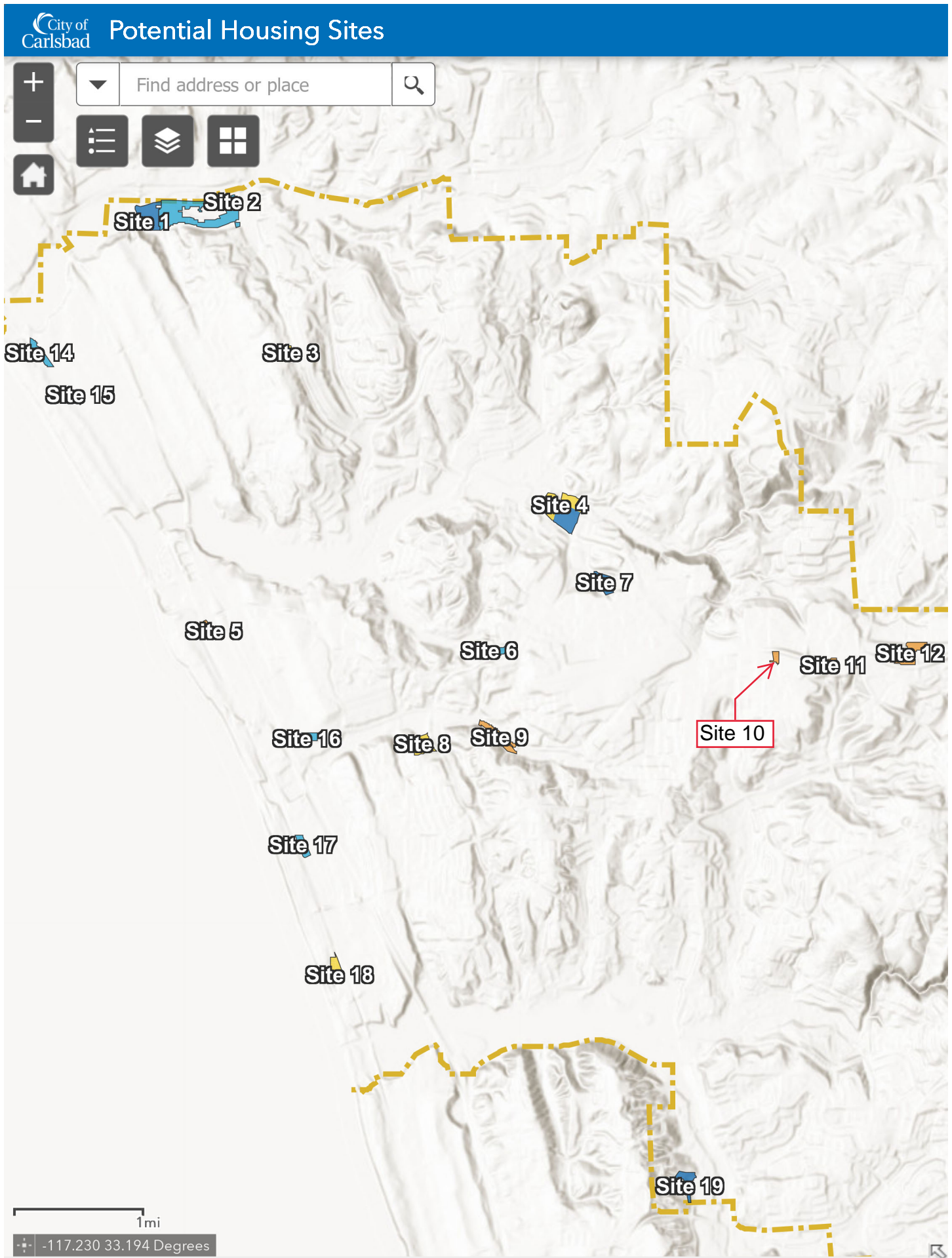


Table 1: Roadway Service Volume Table - Specific Corridor

N/S Streets	Facility Service Volume									Segment Service Volume							
	Roadway Limits	Roadway Classification	Peak Direction LOS Thresholds					Thresholds		Roadway Limits	Peak Direction LOS Thresholds					Thresholds	
			A	B	C	D	E	LOS Standard ¹	Roadway Capacity		A	B	C	D	E	LOS Standard ¹	Roadway Capacity
El Camino Real	City Limits to Marron Road	6/35/D	**	**	**	**	1400	1	1400								
	Marron Road to Carlsbad Village Drive	6/35/D	**	140	2070	2520	##	2520	2520								
	Carlsbad Village Drive to Tamarack Avenue	6/55/D	1930	2850	2900	##	##	2900	2900								
	Tamarack Avenue to Cannon Road	6/55/D	**	**	2400	2800	##	2800	2800	Tamarack Avenue to Kelly Drive	**	**	140	2160	2950	2160	2950
			**	1460	2820	2900	##	2900	2900	Kelly Drive to Lisa St-West Ranch	**	**	2490	2800	##	2800	2800
			**	**	2490	2800	##	2800	2800	Lisa St-West Ranch - Cannon Road	**	**	2490	2800	##	2800	2800
	Cannon Road to College Boulevard	2/55/D - NB	**	1060	1860	##	##	1860	1860								
		3/55/D - SB	**	2150	2900	##	##	2900	2900								
	College Boulevard to Palomar Airport Road	6/55/D	270	2750	2940	##	##	2940	2940	College Boulevard to Faraday Road	2230	3100	##	##	##	3100	3100
			**	1420	2910	2940	##	2940	2940	Faraday Road to Palomar Airport Road	**	**	420	1970	2470	1970	2470
	Palomar Airport Road to Camino Vida Roble	6/55/D	**	**	1330	2510	2580	2510	2580	Palomar Airport Road to Gateway Road	**	**	1310	2810	3090	2810	3090
			**	**	2050	2810	2900	2810	2900	Gateway Road to Town Garden Road	**	**	2050	2810	2900	2810	2900
			**	**	2050	2810	2900	2810	2900	Town Garden Road to Camino Vida Roble	**	**	2050	2810	2900	2810	2900
	Camino Vida Roble to Poinsettia Lane	2/55/D - NB	**	970	2020	2100	##	2100	2100								
		3/55/D - SB	**	1470	2820	2900	##	2900	2900								
Poinsettia Lane to Aviara Parkway-Alga Road	6/55/D	**	**	2100	2820	2900	2820	2900									
Aviara Parkway-Alga Road to La Costa Avenue	3/55/D - NB	**	1390	2580	##	##	2580	2580									
	2/55/D - SB	**	800	1920	##	##	1920	1920									
La Costa Avenue to Leucadia Boulevard	6/55/D	**	**	1880	2820	2880	2820	2880	La Costa Avenue to La Costa Towne Center	**	**	1100	2600	2850	2600	2850	
		**	**	260	1970	2760	1970	2760	La Costa Towne Center to Levante Street	**	**	260	1970	2760	1970	2760	
		**	990	2780	2880	##	2880	2880	Levante Street to Calle Barcelona	**	**	2350	2870	2900	2870	2900	
		**	**	2350	2870	2900	2870	2900	Calle Barcelona to Leucadia Boulevard	**	**	2350	2870	2900	2870	2900	
College Boulevard	City Limits to Carlsbad Village Drive	4/45/D	**	**	930	1680	1770	1680	1770								
	Carlsbad Village Drive to Cannon Road	4/45/D	**	**	1040	1760	1800	1760	1800	Carlsbad Village Drive to Red Bluff Place-Inlet Drive	**	**	520	1520	1760	1520	1760
			**	**	1220	1760	1800	1760	1800	Red Bluff Place-Inlet Drive to Rift Road-Rich Field Drive	**	**	1220	1760	1800	1760	1800
			**	**	1290	1900	1940	1900	1940	Rift Road-Rich Field Drive to Cannon Road	**	**	1290	1900	1940	1900	1940
	El Camino Real to Aston Avenue	4/50/D	**	**	390	1440	1810	1440	1810	El Camino Real to Salk Avenue	**	**	110	1210	1750	1210	1750
			**	**	650	1630	1830	1630	1830	Salk Avenue to Faraday Avenue	**	**	650	1630	1830	1630	1830
	Aston Avenue to Palomar Airport Road	2/50/D - NB	880	1680	##	##	##	1680	1680	Faraday Avenue to Aston Avenue	**	**	380	1430	1800	1430	1800
2/50/D - SB		80	970	1040	##	##	1040	1040									

Table 1: Roadway Service Volume Table - Specific Corridor (Continued)

N/S Streets	Facility Service Volume									Segment Service Volume								
	Roadway Limits	Roadway Classification	Peak Direction LOS Thresholds					Thresholds		Roadway Limits	Peak Direction LOS Thresholds					Thresholds		
			A	B	C	D	E	LOS Standard ¹	Roadway Capacity		A	B	C	D	E	LOS Standard ¹	Roadway Capacity	
Aviara Parkway	Palomar Airport Road to Poinsettia Lane	4/45/D	**	**	**	1130	1630	1130	1630	Palomar Airport Road to Laurel Tree Lane	**	**	**	690	1410	690	1410	
			Laurel Tree Ln to Mariposa Rd-Cobblestone Rd	**	**	**	850	1450	850	1450								
			Mariposa Rd-Cobblestone Rd to Plum Tree Rd	**	**	120	1260	1690	1260	1690								
			Plum Tree Rd to Camino De Las Ondas	**	**	380	1410	1720	1410	1720								
			Camino De Las Ondas to Poinsettia Lane	**	**	120	1260	1690	1260	1690								
	Poinsettia Lane to El Camino Real	4/40/D	**	**	310	1340	1610	1340	1610	Poinsettia Lane to Kestrel Drive	**	**	210	1260	1570	1260	1570	
			Kestrel Drive to Black Rail Road	**	**	1020	1580	1640	1580	1640								
			Black Rail Road to Aviara Resort Drive	**	**	**	820	1410	820	1410								
			Aviara Resort Drive to Kingfisher Lane	**	**	1130	1630	1690	1630	1690								
			Kingfisher Lane to Batiquitos Dr/Baccharis Ave	**	**	**	950	1500	950	1500								
			Batiquitos Dr/Baccharis Ave to Ambrosia Ln	**	**	**	830	1420	830	1420								
			Ambrosia Ln to Mimosa Dr	**	**	1120	1590	1650	1590	1650								
			Mimosa Dr to Manzanita St	**	**	**	870	1500	870	1500								
			Manzanita St to El Camino Real	**	**	**	**	270	270	270								
Melrose Drive	City Limits to Palomar Airport Road	4/55/D - NB	**	**	1710	2740	2830	2740	2830									
		3/55/D - SB	**	**	**	930	1630	930	1630									
	Palomar Airport Road to Poinsettia Lane	6/55/D	**	490	2720	2880	##	2880	2880									
	Poinsettia Lane to Rancho Santa Fe Road	6/55/D	**	**	1400	2100	##	2100	2100									
Rancho Santa Fe Road	City Limits to Camino Junipero	6/55/D	**	2520	3160	##	##	3160	3160									
	Camino Junipero to La Costa Avenue	6/55/D	**	1400	2660	2700	##	2700	2700									
	La Costa Avenue to Calle Barcelona	6/50/D	**	460	2410	2480	##	2480	2480	La Costa Avenue to Camino De Los Coches	**	510	2500	2620	##	2620	2620	
	Calle Barcelona to Olivenhain Road	6/50/D	**	540	2810	3040	##	3040	3040	Camino De Los Coches to Calle Barcelona	**	400	2320	2480	##	2480	2480	
	Olivenhain Road to Calle Acervo	4/45/D	**	**	470	1390	1600	1390	1600									

** Indicates LOS cannot be achieved during peak hour.(e.g., signal spacing is too close to achieve smooth traffic flows even at low volumes).

Indicates the capacity jumps to LOS F because intersection capacities have been reached. (i.e., travel speeds quickly degrade to LOS F).

¹ - LOS Standard capacity indicates the highest acceptable LOS standard (LOS D or lower) for the roadway facility

Table 1: Roadway Service Volume Table - Specific Corridor (Continued)

E/W Streets	Facility Service Volume									Segment Service Volume							
	Roadway Limits	Roadway Classification	Peak Direction LOS Thresholds					Thresholds		Roadway Limits	Peak Direction LOS Thresholds					Thresholds	
			A	B	C	D	E	LOS Standard ¹	Roadway Capacity		A	B	C	D	E	LOS Standard ¹	Roadway Capacity
Carlsbad Village Drive	I-5 SB Ramp to Valley Street	4/35/D	**	**	680	1490	1640	1490	1640								
	Valley Street to El Camino Real	4/40/D	**	**	950	1630	1700	1630	1700								
	El Camino Real to College Blvd	2-4/40/U-D	**	**	970	1180	##	1180	1180								
Cannon Road	Carlsbad Blvd to Avenida Encinas	1-2/35/D - EB	**	**	1130	1390	1420	1390	1420								
		2/35/D - WB	**	**	360	500	##	500	500								
	Avenida Encinas to Paseo del Norte	4/35/D	**	**	**	730	1320	730	1320	Avenida Encinas to I-5 SB Ramp	**	**	**	**	200	200	200
										I-5 SB Ramp to I-5 NB Ramp	**	**	550	1560	1790	1560	1790
										I-5 NB Ramp to Paseo del Norte	**	**	**	980	1390	980	1390
	Paseo del Norte to Car Country	4/50/D	**	390	1630	1770	1800	1770	1800								
	Car Country to Legoland Drive	4/50/D	**	1170	1660	1700	##	1700	1700								
	Legoland Drive to Faraday Avenue	4/50/D	**	290	1470	1600	##	1600	1600	Legoland Drive to Grand Pacific Drive	**	**	940	1570	1650	1570	1650
										Grand Pacific Drive to Faraday Avenue	**	930	1560	1600	##	1600	1600
	Faraday Avenue to El Camino Real	4/50/D	**	**	1280	1620	##	1620	1620								
El Camino Real to College Boulevard	4/50/D	**	**	280	1310	1690	1310	1690									
Faraday Avenue	Van Allen Way to El Camino Real	4/40/D	**	**	220	1400	1680	1400	1680								
	El Camino Real to Melrose Drive	4/50/D	**	**	1370	1640	##	1640	1640								
Palomar Airport Road	Carlsbad Boulevard to Avenida Encinas	2/35/U	**	520	760	##	##	760	760								
	Avenida Encinas to Paseo del Norte	3/35/D - EB	**	**	**	**	250	1	250								
		2/35/D - WB	**	**	**	**	650	1	650								
	Paseo del Norte to Armada	3/45/D - EB	**	**	1640	2660	2740	2660	2740								
		4/45/D - WB	**	**	2250	3570	3680	3570	3680								
	Armada to Aviara Parkway	6/55/D	**	650	2760	2940	##	2940	2940								
	Aviara Parkway to Camino Vida Roble	6/55/D	440	2720	2900	##	##	2900	2900	Aviara Parkway to Palomar Oaks Way	1170	2820	2900	##	##	2900	2900
										Palomar Oaks Way to Camino Vida Roble	**	2300	2900	##	##	2900	2900
	Camino Vida Roble to El Camino Real	6/55/D	**	890	2780	2900	##	2900	2900	Camino Vida Roble to Yarrow Drive	**	2410	2900	##	##	2900	2900
									Yarrow Drive to Lowes	**	580	2670	2880	##	2880	2880	
									Lowes to El Camino Real	**	**	1370	2750	2910	2750	2910	
El Camino Real to El Fuerte	6/55/D	**	1290	2830	2900	##	2900	2900									
El Fuerte to Melrose Drive	6/55/D	**	1230	2860	2940	##	2940	2940									
Melrose Drive to City Limits	6/55/D	**	340	2590	2900	##	2900	2900									
Poinsettia Lane	Avenida Encinas to Paseo del Norte	4/35/D	**	**	**	180	1190	180	1190								
	Paseo del Norte to Aviara Parkway	4/50/D	**	**	1330	1770	1840	1770	1840								
	Aviara Parkway to Cassia Road	2-4/50/D	**	460	1600	1760	1820	1760	1820								
	Cassia Road to El Camino Real	4/50/D	**	**	1040	1670	1740	1670	1740								
El Camino Real to East of El Fuerte	4/50/D	**	**	1160	1690	1750	1690	1750									

Table 1: Roadway Service Volume Table - Specific Corridor (Continued)

E/W Streets	Facility Service Volume									Segment Service Volume								
	Roadway Limits	Roadway Classification	Peak Direction LOS Thresholds					Thresholds		Roadway Limits	A	B	C	D	E	LOS Standard ¹	Roadway Capacity	
			A	B	C	D	E	LOS Standard ¹	Roadway Capacity									
Alga Road	El Camino Real to Corintia Street	4/50/D	510	1660	1760	##	##	1760	1760									
	Corintia Street to Melrose Drive	4/50/D	**	**	1390	1700	1760	1700	1760									
La Costa Avenue	Piraeus Street to El Camino Real	4/55/D	**	1450	1700	##	##	1700	1700									
Olivenhain Road	Rancho Santa Fe Road to City Limits	3/50/D - EB	**	870	1550	1620	##	1620	1620									
		2/50/D - WB	**	1260	1810	1860	##	1860	1860									

** Indicates LOS cannot be achieved during peak hour.(e.g., signal spacing is too close to achieve smooth traffic flows even at low volumes).

Indicates the capacity jumps to LOS F because intersection capacities have been reached. (i.e., travel speeds quickly degrade to LOS F).

¹ - LOS Standard capacity indicates the highest acceptable LOS standard (LOS D or lower) for the roadway facility

Table 2: Roadway Service Volume Table - Generalized Data

Segment Capacity Threshold for Arterial Streets

Hourly Volume in Peak Direction

Lanes	Speed Limit	Median	B	C	D	E
1	35	Undivided	**	180	590	740
	35	Divided	**	190	630	780
2	35	Divided	**	520	1390	1540
	45	Divided	**	600	1560	1760
	50	Divided	**	850	1690	1820
3	55	Divided	**	1050	1800	1890
	35	Divided	**	680	2230	2540
	45	Divided	**	2040	2660	2700
	50	Divided	**	2360	2760	2800
4	55	Divided	390	2600	2870	2900
4	45	Divided	**	2780	3560	3620

Segment Capacity Threshold for Industrial Streets

Hourly Volume in Peak Direction

Lanes	Speed Limit	Median	B	C	D	E
1	25	Undivided	**	110	450	560
	25	Divided	**	140	610	720
	35	Undivided	**	180	590	740
	35	Divided	**	190	630	780
	40	Undivided	**	216	708	888
	40	Divided	**	228	756	936

Hourly Volume in Both Direction

Lanes	Speed Limit	Median	B	C	D	E
2	35	Undivided	**	340	1100	1380
	35	Divided	**	360	1170	1450
4	35	Divided	**	970	2580	2860
	45	Divided	**	1120	2890	3260
	50	Divided	**	1580	3130	3380
	55	Divided	**	1950	3340	3500
5	55	Divided	**	3395	4343	4455
6	35	Divided	**	1260	4130	4720
	50	Divided	**	4380	5120	5180
	55	Divided	730	4820	5320	5360
7	45	Divided	**	4483	5785	5878

Hourly Volume in Both Direction

Lanes	Speed Limit	Median	B	C	D	E
2	25	Undivided	**	200	800	990
	25	Divided	**	250	1080	1270
	35	Undivided	**	340	1100	1380
	35	Divided	**	360	1170	1450
	40	Undivided	**	408	1320	1656
	40	Divided	**	432	1404	1740

Annual Average Daily Traffic

Lanes	Speed Limit	Median	B	C	D	E
2	35	Undivided	**	4200	13700	17200
	35	Divided	**	4400	14600	18100
4	35	Divided	**	12100	32200	35800
	45	Divided	**	13900	36200	40800
	50	Divided	**	19700	39200	42200
	55	Divided	**	24400	41700	43800
6	35	Divided	**	15800	51700	59000
	50	Divided	**	54700	63900	64800
	55	Divided	9100	60200	66500	67000

Annual Average Daily Traffic

Lanes	Speed Limit	Median	B	C	D	E
2	25	Undivided	**	2200	8900	11000
	25	Divided	**	2800	12000	14100
	35	Undivided	**	4200	13700	17200
	35	Divided	**	4400	14600	18100
	40	Undivided	**	5040	16440	20640
	40	Divided	**	5280	17520	21720

Appendix B: Roadway Segment Daily Traffic Count Data

VOLUME

El Camino Real Bet. Haymar Dr & Marron Rd

Day: Wednesday
Date: 10/27/2021

City: Carlsbad
Project #: CA21_040160_001

DAILY TOTALS					NB	SB	EB	WB	Total		
					14,499	13,594	0	0	28,093		
AM Period	NB	SB	EB	WB	TOTAL	PM Period	NB	SB	EB	WB	TOTAL
0:00	26	19			45	12:00	222	205			427
0:15	28	15			43	12:15	222	185			407
0:30	16	10			26	12:30	252	205			457
0:45	9	79	14	58	23	12:45	207	903	238	833	445
1:00	8	11			19	13:00	241	245			486
1:15	8	12			20	13:15	256	223			479
1:30	10	8			18	13:30	240	197			437
1:45	5	31	4	35	9	13:45	242	979	205	870	447
2:00	4	7			11	14:00	259	180			439
2:15	10	12			22	14:15	264	200			464
2:30	8	9			17	14:30	282	228			510
2:45	6	28	12	40	18	14:45	321	1126	206	814	527
3:00	4	6			10	15:00	280	215			495
3:15	9	9			18	15:15	315	227			542
3:30	9	17			26	15:30	278	244			522
3:45	14	36	15	47	29	15:45	347	1220	220	906	567
4:00	7	14			21	16:00	335	231			566
4:15	14	27			41	16:15	320	206			526
4:30	12	47			59	16:30	281	211			492
4:45	31	64	52	140	83	16:45	357	1293	185	833	542
5:00	15	34			49	17:00	275	176			451
5:15	31	66			97	17:15	317	155			472
5:30	44	117			161	17:30	336	217			553
5:45	53	143	160	377	213	17:45	329	1257	199	747	528
6:00	86	109			195	18:00	307	183			490
6:15	78	108			186	18:15	320	196			516
6:30	95	164			259	18:30	280	198			478
6:45	109	368	212	593	321	18:45	230	1137	207	784	437
7:00	125	252			377	19:00	205	188			393
7:15	164	267			431	19:15	205	135			340
7:30	180	418			598	19:30	133	150			283
7:45	239	708	419	1356	658	19:45	157	700	128	601	285
8:00	238	332			570	20:00	158	127			285
8:15	232	305			537	20:15	150	144			294
8:30	207	292			499	20:30	112	117			229
8:45	184	861	240	1169	424	20:45	120	540	112	500	232
9:00	199	211			410	21:00	85	86			171
9:15	145	224			369	21:15	103	66			169
9:30	210	197			407	21:30	69	93			162
9:45	181	735	206	838	387	21:45	77	334	70	315	147
10:00	161	172			333	22:00	70	69			139
10:15	187	166			353	22:15	60	58			118
10:30	186	149			335	22:30	92	42			134
10:45	169	703	191	678	360	22:45	50	272	40	209	90
11:00	189	183			372	23:00	46	28			74
11:15	213	166			379	23:15	41	31			72
11:30	212	202			414	23:30	32	22			54
11:45	218	832	199	750	417	23:45	31	150	20	101	51
TOTALS	4588	6081			10669	TOTALS	9911	7513			17424
SPLIT %	43.0%	57.0%			38.0%	SPLIT %	56.9%	43.1%			62.0%

DAILY TOTALS					NB	SB	EB	WB	Total
					14,499	13,594	0	0	28,093

AM Peak Hour	7:45	7:30			7:30	PM Peak Hour	16:00	15:15			15:15
AM Pk Volume	916	1474			2363	PM Pk Volume	1293	922			2197
Pk Hr Factor	0.958	0.879			0.898	Pk Hr Factor	0.905	0.945			0.969
7 - 9 Volume	1569	2525	0	0	4094	4 - 6 Volume	2550	1580	0	0	4130
7 - 9 Peak Hour	7:45	7:30			7:30	4 - 6 Peak Hour	16:00	16:00			16:00
7 - 9 Pk Volume	916	1474	0	0	2363	4 - 6 Pk Volume	1293	833	0	0	2126
Pk Hr Factor	0.958	0.879	0.000	0.000	0.898	Pk Hr Factor	0.905	0.902	0.000	0.000	0.939

VOLUME

El Camino Real Bet. Haymar Dr & Marron Rd

Day: Thursday
Date: 10/28/2021City: Carlsbad
Project #: CA21_040160_001

DAILY TOTALS					NB	SB	EB	WB	Total		
					14,781	13,733	0	0	28,514		
AM Period	NB	SB	EB	WB	TOTAL	PM Period	NB	SB	EB	WB	TOTAL
0:00	28	13			41	12:00	253	212			465
0:15	16	15			31	12:15	225	209			434
0:30	14	10			24	12:30	211	210			421
0:45	10	68	18	56	28 124	12:45	246	935	242	873	488 1808
1:00	6	4			10	13:00	231	240			471
1:15	6	8			14	13:15	225	226			451
1:30	9	9			18	13:30	249	201			450
1:45	7	28	8	29	15 57	13:45	290	995	243	910	533 1905
2:00	6	7			13	14:00	266	215			481
2:15	9	11			20	14:15	244	194			438
2:30	8	7			15	14:30	339	217			556
2:45	10	33	7	32	17 65	14:45	306	1155	237	863	543 2018
3:00	9	11			20	15:00	266	228			494
3:15	9	4			13	15:15	319	213			532
3:30	10	16			26	15:30	301	237			538
3:45	15	43	19	50	34 93	15:45	332	1218	242	920	574 2138
4:00	9	13			22	16:00	338	208			546
4:15	18	24			42	16:15	343	232			575
4:30	12	46			58	16:30	320	259			579
4:45	24	63	61	144	85 207	16:45	292	1293	210	909	502 2202
5:00	18	35			53	17:00	318	177			495
5:15	21	73			94	17:15	334	200			534
5:30	48	113			161	17:30	300	201			501
5:45	56	143	141	362	197 505	17:45	321	1273	216	794	537 2067
6:00	84	116			200	18:00	324	204			528
6:15	62	121			183	18:15	290	202			492
6:30	103	141			244	18:30	286	202			488
6:45	114	363	222	600	336 963	18:45	270	1170	201	809	471 1979
7:00	106	220			326	19:00	216	180			396
7:15	138	299			437	19:15	233	165			398
7:30	173	418			591	19:30	179	136			315
7:45	250	667	393	1330	643 1997	19:45	171	799	133	614	304 1413
8:00	233	283			516	20:00	144	109			253
8:15	237	301			538	20:15	110	125			235
8:30	215	268			483	20:30	100	116			216
8:45	195	880	277	1129	472 2009	20:45	125	479	96	446	221 925
9:00	168	216			384	21:00	91	99			190
9:15	176	188			364	21:15	106	74			180
9:30	172	179			351	21:30	91	97			188
9:45	162	678	209	792	371 1470	21:45	100	388	76	346	176 734
10:00	181	164			345	22:00	95	67			162
10:15	192	169			361	22:15	88	58			146
10:30	191	175			366	22:30	93	49			142
10:45	190	754	188	696	378 1450	22:45	51	327	27	201	78 528
11:00	221	197			418	23:00	48	26			74
11:15	218	166			384	23:15	46	30			76
11:30	206	190			396	23:30	36	13			49
11:45	224	869	188	741	412 1610	23:45	30	160	18	87	48 247
TOTALS	4589	5961			10550	TOTALS	10192	7772			17964
SPLIT %	43.5%	56.5%			37.0%	SPLIT %	56.7%	43.3%			63.0%

DAILY TOTALS					NB	SB	EB	WB	Total
					14,781	13,733	0	0	28,514

AM Peak Hour	7:45	7:30			7:30	PM Peak Hour	15:45	15:45			15:45
AM Pk Volume	935	1395			2288	PM Pk Volume	1333	941			2274
Pk Hr Factor	0.935	0.834			0.890	Pk Hr Factor	0.972	0.908			0.982
7 - 9 Volume	1547	2459	0	0	4006	4 - 6 Volume	2566	1703	0	0	4269
7 - 9 Peak Hour	7:45	7:30			7:30	4 - 6 Peak Hour	16:00	16:00			16:00
7 - 9 Pk Volume	935	1395	0	0	2288	4 - 6 Pk Volume	1293	909	0	0	2202
Pk Hr Factor	0.935	0.834	0.000	0.000	0.890	Pk Hr Factor	0.942	0.877	0.000	0.000	0.951

VOLUME

El Camino Real Bet. Haymar Dr & Marron Rd

Day: Friday
Date: 10/29/2021City: Carlsbad
Project #: CA21_040160_001

DAILY TOTALS					NB	SB	EB		WB		Total
					15,282	14,596					0
AM Period	NB	SB	EB	WB	TOTAL	PM Period	NB	SB	EB	WB	TOTAL
0:00	29	19			48	12:00	255	226			481
0:15	23	18			41	12:15	274	210			484
0:30	13	13			26	12:30	279	219			498
0:45	15	80	5	55	20	12:45	278	1086	237	892	515
1:00	12	11			23	13:00	257	278			535
1:15	9	6			15	13:15	286	251			537
1:30	7	8			15	13:30	275	239			514
1:45	7	35	7	32	14	13:45	275	1093	268	1036	543
2:00	11	4			15	14:00	285	292			577
2:15	8	8			16	14:15	292	281			573
2:30	7	8			15	14:30	344	275			619
2:45	7	33	5	25	12	14:45	347	1268	262	1110	609
3:00	10	8			18	15:00	324	305			629
3:15	3	12			15	15:15	346	281			627
3:30	4	20			24	15:30	299	303			602
3:45	10	27	16	56	26	15:45	344	1313	299	1188	643
4:00	9	11			20	16:00	331	271			602
4:15	16	21			37	16:15	313	282			595
4:30	10	40			50	16:30	308	271			579
4:45	19	54	51	123	70	16:45	309	1261	205	1029	514
5:00	18	46			64	17:00	339	169			508
5:15	33	72			105	17:15	297	175			472
5:30	32	103			135	17:30	289	222			511
5:45	60	143	139	360	199	17:45	284	1209	201	767	485
6:00	61	86			147	18:00	274	231			505
6:15	70	117			187	18:15	315	200			515
6:30	96	157			253	18:30	277	219			496
6:45	98	325	229	589	327	18:45	268	1134	203	853	471
7:00	115	217			332	19:00	201	199			400
7:15	125	285			410	19:15	195	151			346
7:30	165	330			495	19:30	193	171			364
7:45	239	644	344	1176	583	19:45	150	739	162	683	312
8:00	186	287			473	20:00	149	127			276
8:15	219	253			472	20:15	136	115			251
8:30	249	232			481	20:30	137	113			250
8:45	196	850	237	1009	433	20:45	119	541	91	446	210
9:00	191	188			379	21:00	132	111			243
9:15	157	188			345	21:15	112	94			206
9:30	170	206			376	21:30	110	86			196
9:45	186	704	179	761	365	21:45	96	450	119	410	215
10:00	195	176			371	22:00	90	76			166
10:15	187	216			403	22:15	87	58			145
10:30	195	219			414	22:30	96	71			167
10:45	228	805	202	813	430	22:45	92	365	56	261	148
11:00	212	196			408	23:00	76	52			128
11:15	214	182			396	23:15	48	15			63
11:30	256	206			462	23:30	32	26			58
11:45	255	937	228	812	483	23:45	30	186	17	110	47
TOTALS	4637	5811			10448	TOTALS	10645	8785			19430
SPLIT %	44.4%	55.6%			35.0%	SPLIT %	54.8%	45.2%			65.0%

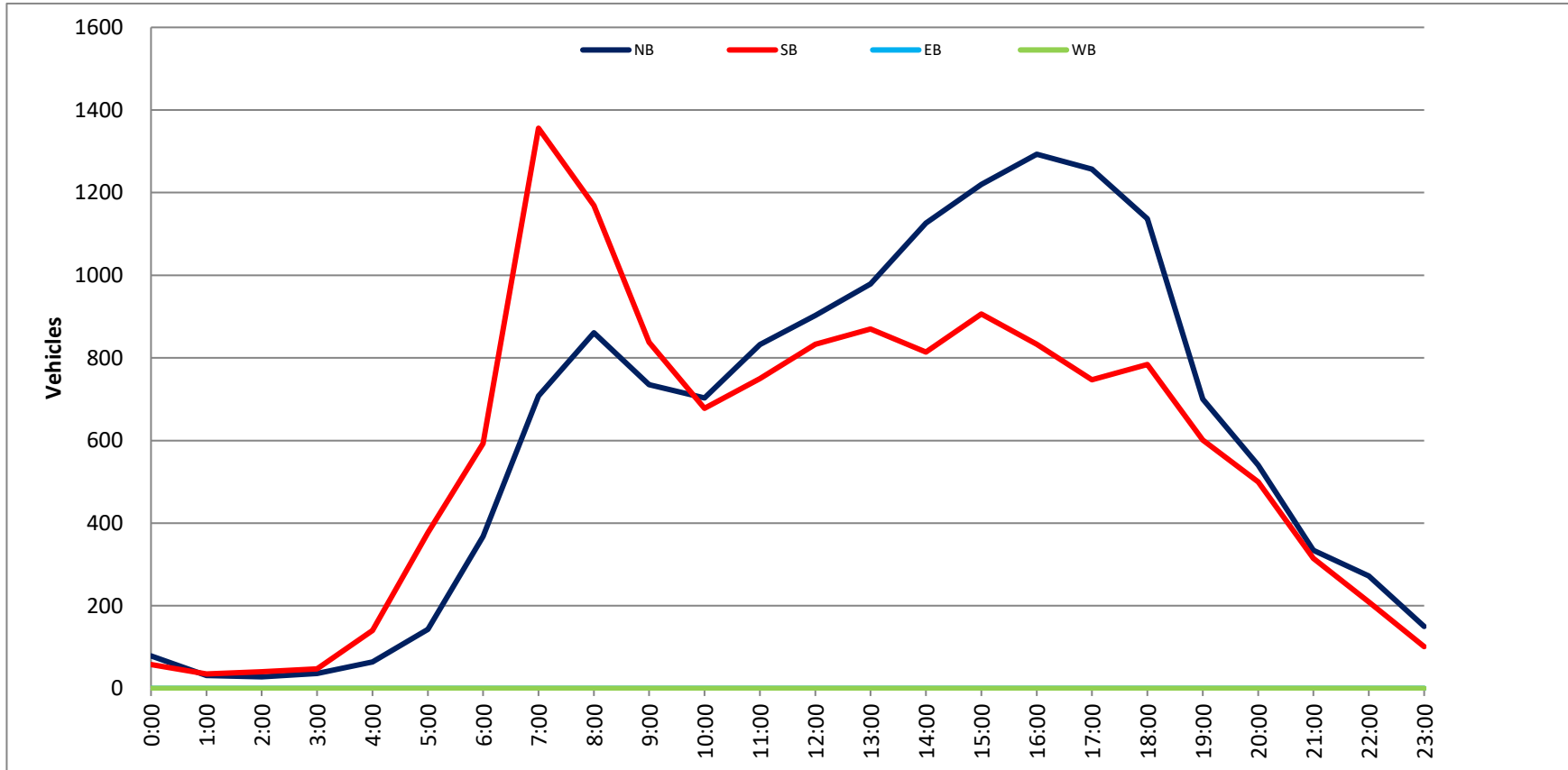
DAILY TOTALS					NB	SB	EB		WB		Total
					15,282	14,596					0
AM Peak Hour	11:45	7:15			7:30	PM Peak Hour	14:30	15:00			15:00
AM Pk Volume	1063	1246			2023	PM Pk Volume	1361	1188			2501
Pk Hr Factor	0.953	0.906			0.867	Pk Hr Factor	0.981	0.974			0.972
7 - 9 Volume	1494	2185	0	0	3679	4 - 6 Volume	2470	1796	0	0	4266
7 - 9 Peak Hour	7:45	7:15			7:30	4 - 6 Peak Hour	16:15	16:00			16:00
7 - 9 Pk Volume	893	1246	0	0	2023	4 - 6 Pk Volume	1269	1029	0	0	2290
Pk Hr Factor	0.897	0.906	0.000	0.000	0.867	Pk Hr Factor	0.936	0.912	0.000	0.000	0.951

Project #: CA21_040160_001

City: Carlsbad

Location: El Camino Real Bet. Haymar Dr & Marron Rd

Date: 10/27/2021



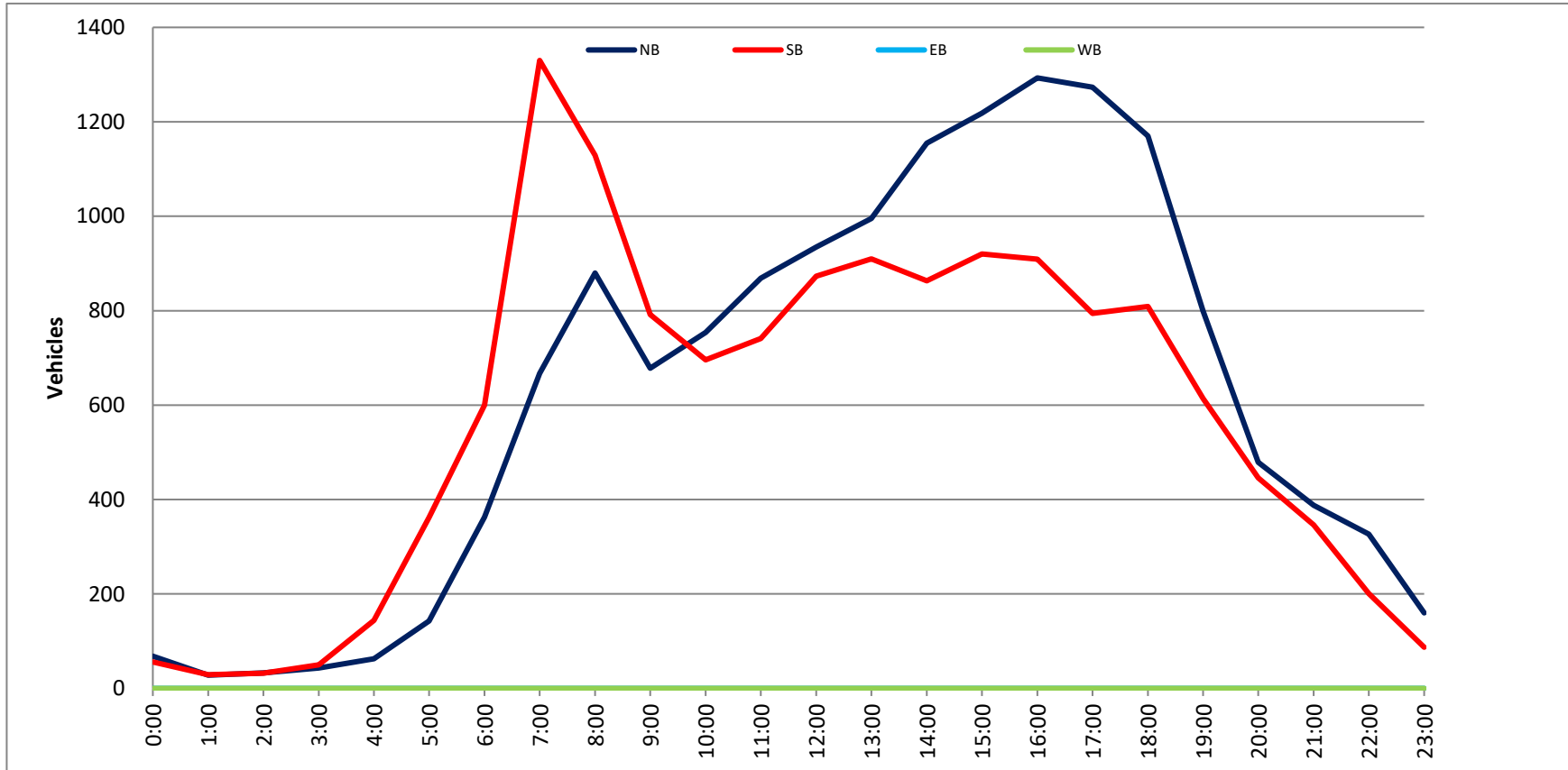
Prepared by NDS/ATD

Project #: CA21_040160_001

City: Carlsbad

Location: El Camino Real Bet. Haymar Dr & Marron Rd

Date: 10/28/2021

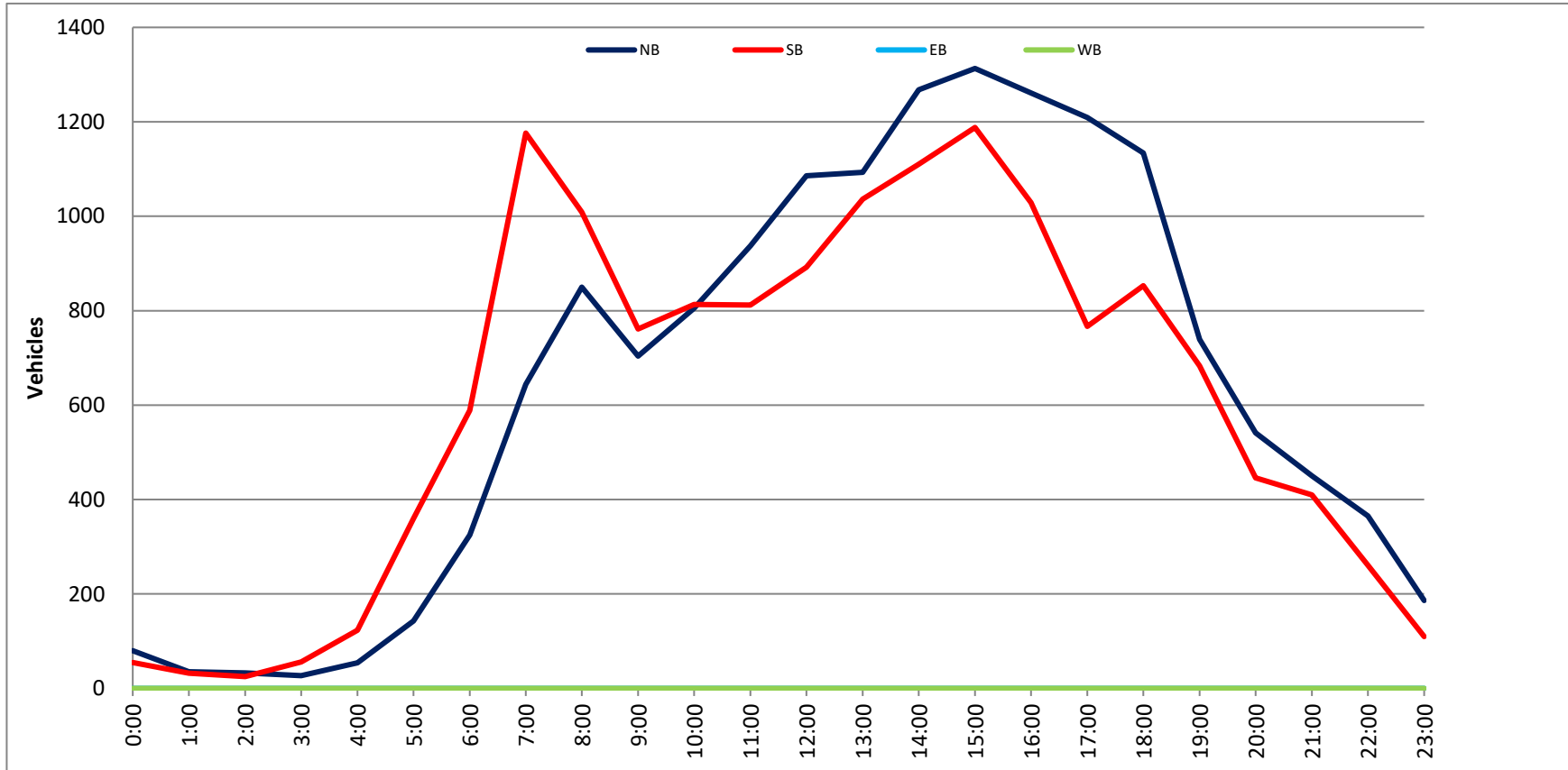


Project #: CA21_040160_001

City: Carlsbad

Location: El Camino Real Bet. Haymar Dr & Marron Rd

Date: 10/29/2021



VOLUME

El Camino Real Bet. Marron Rd & Carlsbad Village Dr

Day: Wednesday
Date: 10/27/2021

City: Carlsbad
Project #: CA21_040160_002

DAILY TOTALS					NB	SB	EB	WB	Total		
					12,772	12,230	0	0	25,002		
AM Period	NB	SB	EB	WB	TOTAL	PM Period	NB	SB	EB	WB	TOTAL
0:00	18	12			30	12:00	206	183			389
0:15	23	9			32	12:15	211	169			380
0:30	15	11			26	12:30	242	189			431
0:45	6	62	12	44	18	12:45	170	829	214	755	384
1:00	5	11			16	13:00	197	222			419
1:15	5	10			15	13:15	227	206			433
1:30	9	5			14	13:30	198	181			379
1:45	5	24	6	32	11	13:45	218	840	187	796	405
2:00	3	7			10	14:00	225	162			387
2:15	8	9			17	14:15	230	183			413
2:30	5	7			12	14:30	266	209			475
2:45	8	24	7	30	15	14:45	289	1010	186	740	475
3:00	2	5			7	15:00	262	193			455
3:15	8	7			15	15:15	288	208			496
3:30	7	16			23	15:30	244	225			469
3:45	12	29	17	45	29	15:45	322	1116	198	824	520
4:00	8	13			21	16:00	289	209			498
4:15	11	25			36	16:15	306	188			494
4:30	9	46			55	16:30	253	195			448
4:45	23	51	50	134	73	16:45	320	1168	171	763	491
5:00	14	36			50	17:00	242	162			404
5:15	20	70			90	17:15	305	142			447
5:30	32	102			134	17:30	337	200			537
5:45	47	113	151	359	198	17:45	311	1195	182	686	493
6:00	65	110			175	18:00	291	164			455
6:15	65	101			166	18:15	284	149			433
6:30	81	158			239	18:30	248	159			407
6:45	108	319	204	573	312	18:45	212	1035	161	633	373
7:00	103	227			330	19:00	170	159			329
7:15	121	246			367	19:15	167	137			304
7:30	150	382			532	19:30	100	133			233
7:45	173	547	380	1235	553	19:45	111	548	114	543	225
8:00	193	300			493	20:00	109	130			239
8:15	204	275			479	20:15	98	117			215
8:30	191	262			453	20:30	103	105			208
8:45	169	757	219	1056	388	20:45	89	399	93	445	182
9:00	168	195			363	21:00	79	66			145
9:15	123	207			330	21:15	81	68			149
9:30	194	176			370	21:30	54	79			133
9:45	152	637	184	762	336	21:45	57	271	59	272	116
10:00	160	148			308	22:00	56	52			108
10:15	174	146			320	22:15	50	36			86
10:30	161	130			291	22:30	91	38			129
10:45	170	665	173	597	343	22:45	40	237	32	158	72
11:00	192	155			347	23:00	33	21			54
11:15	196	146			342	23:15	36	27			63
11:30	185	182			367	23:30	24	17			41
11:45	206	779	184	667	390	23:45	24	117	16	81	40
TOTALS	4007	5534			9541	TOTALS	8765	6696			15461
SPLIT %	42.0%	58.0%			38.2%	SPLIT %	56.7%	43.3%			61.8%

DAILY TOTALS					NB	SB	EB	WB	Total
					12,772	12,230	0	0	25,002

AM Peak Hour	11:45	7:30			7:30	PM Peak Hour	17:15	15:15			15:15
AM Pk Volume	865	1337			2057	PM Pk Volume	1244	840			1983
Pk Hr Factor	0.894	0.875			0.930	Pk Hr Factor	0.923	0.933			0.953
7 - 9 Volume	1304	2291	0	0	3595	4 - 6 Volume	2363	1449	0	0	3812
7 - 9 Peak Hour	7:45	7:30			7:30	4 - 6 Peak Hour	16:45	16:00			16:00
7 - 9 Pk Volume	761	1337	0	0	2057	4 - 6 Pk Volume	1204	763	0	0	1931
Pk Hr Factor	0.933	0.875	0.000	0.000	0.930	Pk Hr Factor	0.893	0.913	0.000	0.000	0.969

VOLUME

El Camino Real Bet. Marron Rd & Carlsbad Village Dr

Day: Thursday
Date: 10/28/2021City: Carlsbad
Project #: CA21_040160_002

DAILY TOTALS					NB	SB	EB		WB		Total
					13,157	12,566					0
AM Period	NB	SB	EB	WB	TOTAL	PM Period	NB	SB	EB	WB	TOTAL
0:00	23	9			32	12:00	226	196			422
0:15	9	12			21	12:15	206	192			398
0:30	12	11			23	12:30	188	192			380
0:45	9	53	15	47	24	12:45	190	810	219	799	409
1:00	6	2			8	13:00	220	217			437
1:15	5	5			10	13:15	197	208			405
1:30	10	5			15	13:30	221	180			401
1:45	7	28	5	17	12	13:45	278	916	218	823	496
2:00	5	6			11	14:00	241	197			438
2:15	7	8			15	14:15	226	174			400
2:30	4	5			9	14:30	310	194			504
2:45	9	25	5	24	14	14:45	275	1052	212	777	487
3:00	7	12			19	15:00	239	205			444
3:15	10	6			16	15:15	275	195			470
3:30	7	14			21	15:30	269	216			485
3:45	13	37	18	50	31	15:45	288	1071	222	838	510
4:00	5	13			18	16:00	289	186			475
4:15	16	23			39	16:15	338	212			550
4:30	12	46			58	16:30	280	236			516
4:45	24	57	57	139	81	16:45	254	1161	188	822	442
5:00	17	36			53	17:00	284	156			440
5:15	12	73			85	17:15	326	180			506
5:30	38	114			152	17:30	289	181			470
5:45	52	119	125	348	177	17:45	304	1203	195	712	499
6:00	73	116			189	18:00	302	186			488
6:15	76	114			190	18:15	282	187			469
6:30	90	148			238	18:30	263	183			446
6:45	100	339	217	595	317	18:45	222	1069	182	738	404
7:00	82	201			283	19:00	178	158			336
7:15	121	275			396	19:15	199	148			347
7:30	136	382			518	19:30	130	120			250
7:45	161	500	360	1218	521	19:45	150	657	118	544	268
8:00	194	260			454	20:00	102	120			222
8:15	204	276			480	20:15	99	111			210
8:30	184	241			425	20:30	88	101			189
8:45	158	740	255	1032	413	20:45	105	394	95	427	200
9:00	150	195			345	21:00	78	94			172
9:15	158	166			324	21:15	88	80			168
9:30	171	165			336	21:30	74	87			161
9:45	160	639	189	715	349	21:45	80	320	75	336	155
10:00	162	152			314	22:00	69	62			131
10:15	182	151			333	22:15	81	52			133
10:30	172	161			333	22:30	89	45			134
10:45	193	709	168	632	361	22:45	45	284	24	183	69
11:00	191	177			368	23:00	38	25			63
11:15	217	141			358	23:15	42	32			74
11:30	214	175			389	23:30	30	15			45
11:45	211	833	168	661	379	23:45	31	141	17	89	48
TOTALS	4079	5478			9557	TOTALS	9078	7088			16166
SPLIT %	42.7%	57.3%			37.2%	SPLIT %	56.2%	43.8%			62.8%

DAILY TOTALS					NB	SB	EB		WB		Total
					13,157	12,566					0
AM Peak Hour	11:15	7:30			7:30	PM Peak Hour	17:15	15:45			15:45
AM Pk Volume	868	1278			1973	PM Pk Volume	1221	856			2051
Pk Hr Factor	0.960	0.836			0.947	Pk Hr Factor	0.936	0.907			0.932
7 - 9 Volume	1240	2250	0	0	3490	4 - 6 Volume	2364	1534	0	0	3898
7 - 9 Peak Hour	7:45	7:30			7:30	4 - 6 Peak Hour	17:00	16:00			16:00
7 - 9 Pk Volume	743	1278	0	0	1973	4 - 6 Pk Volume	1203	822	0	0	1983
Pk Hr Factor	0.911	0.836	0.000	0.000	0.947	Pk Hr Factor	0.923	0.871	0.000	0.000	0.901

VOLUME

El Camino Real Bet. Marron Rd & Carlsbad Village Dr

Day: Friday
Date: 10/29/2021City: Carlsbad
Project #: CA21_040160_002

DAILY TOTALS					NB	SB	EB	WB	Total		
					13,497	13,378	0	0	26,875		
AM Period	NB	SB	EB	WB	TOTAL	PM Period	NB	SB	EB	WB	TOTAL
0:00	23	19			42	12:00	219	203			422
0:15	17	18			35	12:15	236	194			430
0:30	10	12			22	12:30	225	200			425
0:45	12	62	6	55	18 117	12:45	247	927	213	810	460 1737
1:00	7	10			17	13:00	248	255			503
1:15	8	6			14	13:15	245	230			475
1:30	8	7			15	13:30	229	218			447
1:45	4	27	7	30	11 57	13:45	247	969	245	948	492 1917
2:00	9	4			13	14:00	254	268			522
2:15	8	11			19	14:15	269	258			527
2:30	8	8			16	14:30	296	247			543
2:45	6	31	5	28	11 59	14:45	301	1120	239	1012	540 2132
3:00	8	8			16	15:00	284	274			558
3:15	3	12			15	15:15	306	253			559
3:30	3	18			21	15:30	264	276			540
3:45	10	24	18	56	28 80	15:45	309	1163	271	1074	580 2237
4:00	7	12			19	16:00	286	244			530
4:15	17	21			38	16:15	298	255			553
4:30	10	38			48	16:30	276	248			524
4:45	14	48	48	119	62 167	16:45	287	1147	184	931	471 2078
5:00	15	47			62	17:00	322	156			478
5:15	23	74			97	17:15	268	162			430
5:30	27	104			131	17:30	303	199			502
5:45	47	112	127	352	174 464	17:45	285	1178	204	721	489 1899
6:00	54	83			137	18:00	273	215			488
6:15	59	118			177	18:15	275	200			475
6:30	79	159			238	18:30	252	181			433
6:45	82	274	205	565	287 839	18:45	222	1022	182	778	404 1800
7:00	96	199			295	19:00	167	178			345
7:15	103	262			365	19:15	161	121			282
7:30	139	302			441	19:30	146	135			281
7:45	195	533	311	1074	506 1607	19:45	132	606	146	580	278 1186
8:00	177	260			437	20:00	109	122			231
8:15	197	231			428	20:15	116	103			219
8:30	231	208			439	20:30	99	102			201
8:45	185	790	216	915	401 1705	20:45	86	410	86	413	172 823
9:00	166	173			339	21:00	119	114			233
9:15	127	169			296	21:15	87	95			182
9:30	149	184			333	21:30	76	92			168
9:45	175	617	166	692	341 1309	21:45	72	354	105	406	177 760
10:00	202	159			361	22:00	74	62			136
10:15	170	195			365	22:15	66	58			124
10:30	166	195			361	22:30	89	70			159
10:45	208	746	187	736	395 1482	22:45	74	303	49	239	123 542
11:00	186	181			367	23:00	63	46			109
11:15	218	164			382	23:15	35	21			56
11:30	231	184			415	23:30	29	23			52
11:45	247	882	210	739	457 1621	23:45	25	152	15	105	40 257
TOTALS	4146	5361			9507	TOTALS	9351	8017			17368
SPLIT %	43.6%	56.4%			35.4%	SPLIT %	53.8%	46.2%			64.6%

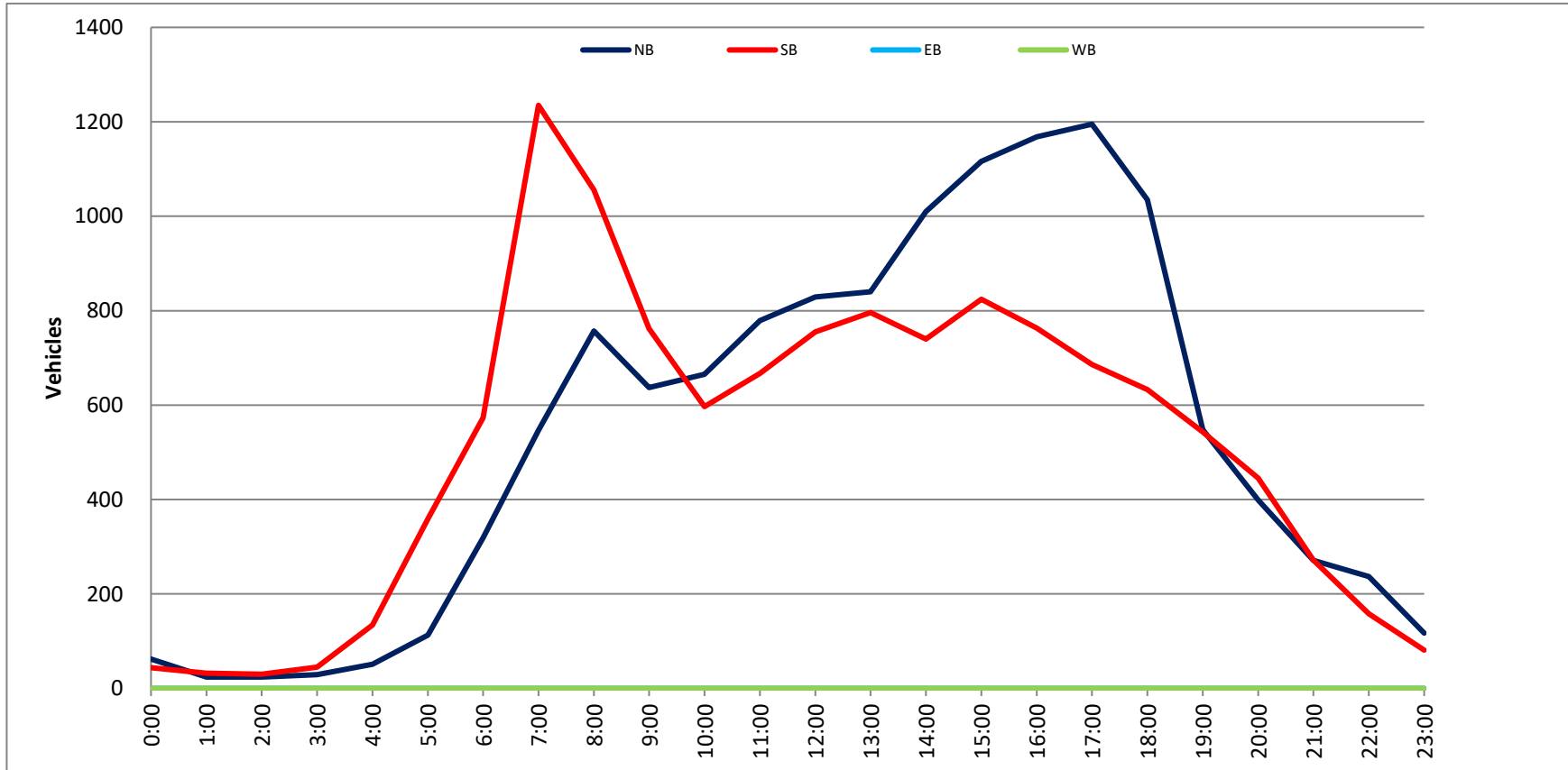
DAILY TOTALS					NB	SB	EB	WB	Total
					13,497	13,378	0	0	26,875
AM Peak Hour	11:30	7:15			7:30	PM Peak Hour	14:30	15:00	15:00
AM Pk Volume	933	1135			1812	PM Pk Volume	1187	1074	2237
Pk Hr Factor	0.944	0.912			0.895	Pk Hr Factor	0.970	0.973	0.964
7 - 9 Volume	1323	1989	0	0	3312	4 - 6 Volume	2325	1652	0 0 3977
7 - 9 Peak Hour	7:45	7:15			7:30	4 - 6 Peak Hour	16:15	16:00	16:00
7 - 9 Pk Volume	800	1135	0	0	1812	4 - 6 Pk Volume	1183	931	0 0 2078
Pk Hr Factor	0.866	0.912	0.000	0.000	0.895	Pk Hr Factor	0.918	0.913	0.000 0.000 0.939

Project #: CA21_040160_002

City: Carlsbad

Location: El Camino Real Bet. Marron Rd & Carlsbad

Date: 10/27/2021

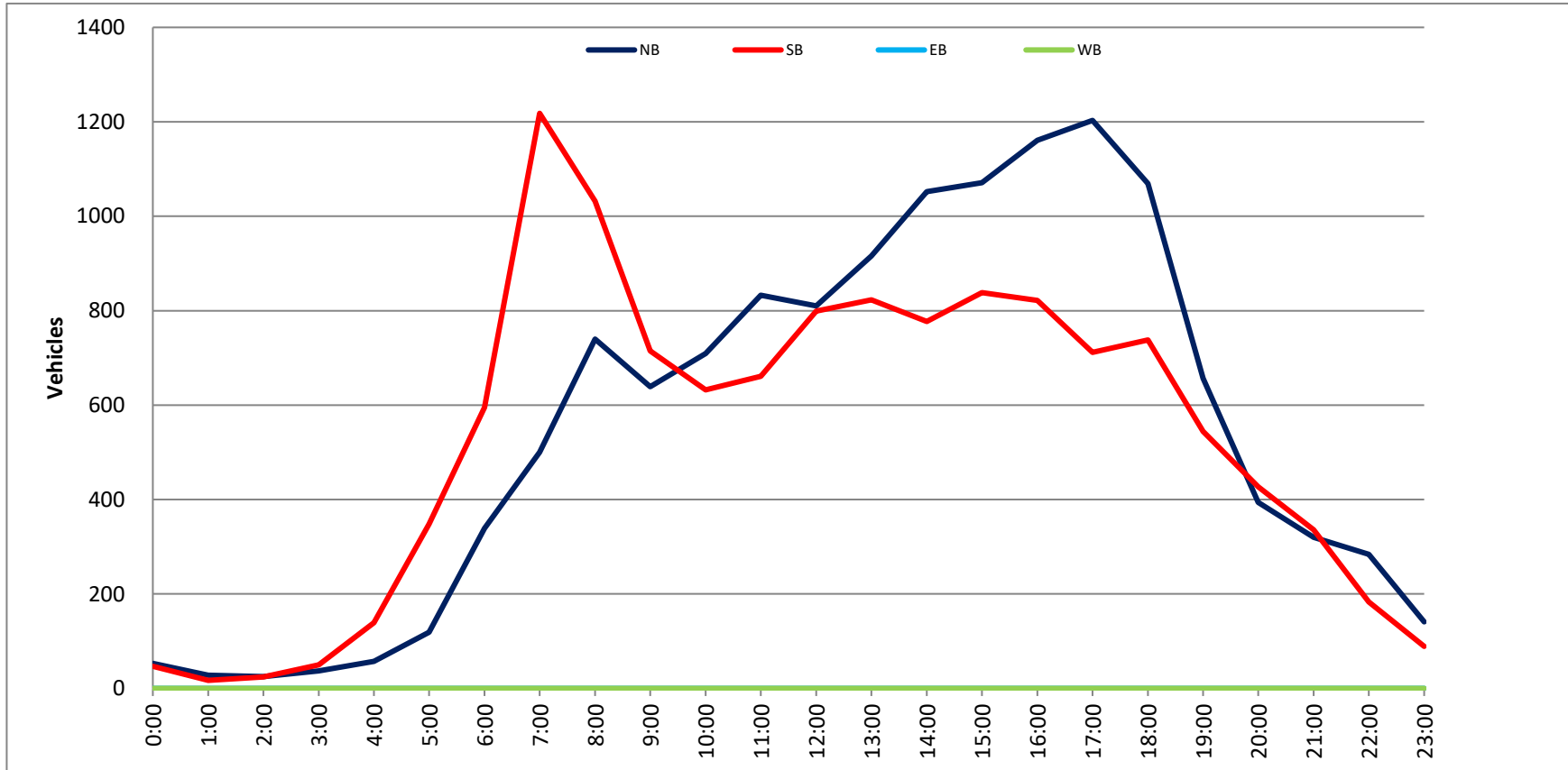


Project #: CA21_040160_002

City: Carlsbad

Location: El Camino Real Bet. Marron Rd & Carlsbad

Date: 10/28/2021

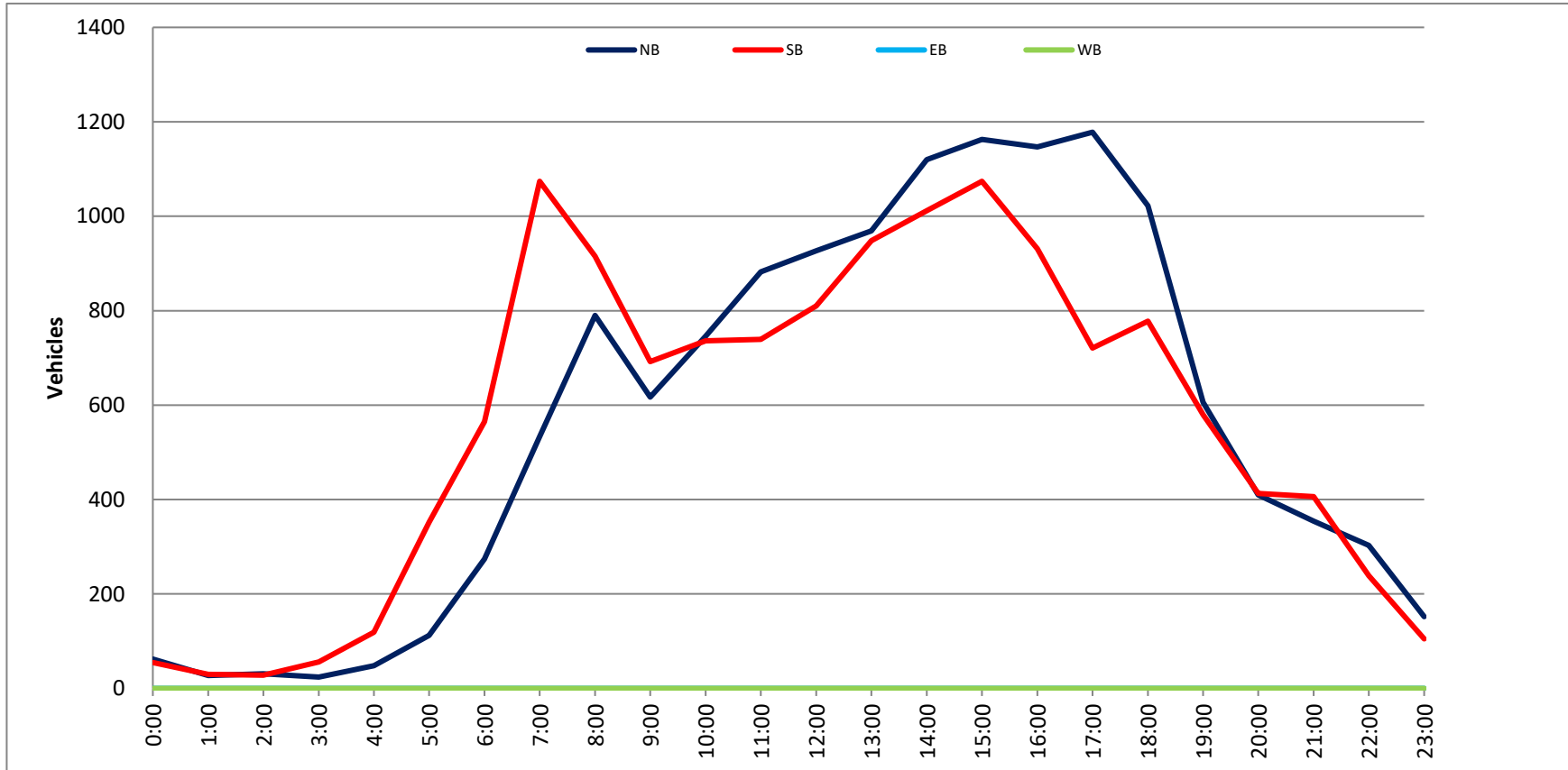


Project #: CA21_040160_002

City: Carlsbad

Location: El Camino Real Bet. Marron Rd & Carlsbad

Date: 10/29/2021



VOLUME

El Camino Real Bet. Chestnut & Tamarack Ave

Day: Tuesday
Date: 10/5/2021

City: Carlsbad
Project #: CA21_040160_003

DAILY TOTALS					NB	SB	EB	WB	Total		
					9,538	9,782	0	0	19,320		
AM Period	NB	SB	EB	WB	TOTAL	PM Period	NB	SB	EB	WB	TOTAL
00:00	18	7			25	12:00	148	135			283
00:15	11	8			19	12:15	168	119			287
00:30	9	5			14	12:30	157	177			334
00:45	13	51	3	23	16	12:45	133	606	160	591	293
01:00	6	3			9	13:00	149	167			316
01:15	4	4			8	13:15	167	160			327
01:30	4	2			6	13:30	169	171			340
01:45	2	16	2	11	4	13:45	168	653	165	663	333
02:00	5	4			9	14:00	169	136			305
02:15	6	5			11	14:15	185	170			355
02:30	3	3			6	14:30	192	171			363
02:45	1	15	4	16	5	14:45	223	769	182	659	405
03:00	3	5			8	15:00	258	177			435
03:15	4	8			12	15:15	232	186			418
03:30	3	9			12	15:30	224	282			506
03:45	3	13	26	48	29	15:45	247	961	243	888	490
04:00	4	10			14	16:00	237	205			442
04:15	9	23			32	16:15	255	170			425
04:30	5	36			41	16:30	219	160			379
04:45	12	30	58	127	70	16:45	268	979	162	697	430
05:00	11	39			50	17:00	228	167			395
05:15	14	56			70	17:15	248	140			388
05:30	16	72			88	17:30	243	143			386
05:45	18	59	121	288	139	17:45	236	955	126	576	362
06:00	25	87			112	18:00	228	118			346
06:15	32	91			123	18:15	187	138			325
06:30	48	108			156	18:30	158	97			255
06:45	42	147	192	478	234	18:45	153	726	105	458	258
07:00	58	146			204	19:00	109	101			210
07:15	75	218			293	19:15	94	100			194
07:30	107	261			368	19:30	96	89			185
07:45	148	388	325	950	473	19:45	74	373	66	356	140
08:00	208	221			429	20:00	96	69			165
08:15	166	268			434	20:15	59	68			127
08:30	101	227			328	20:30	57	51			108
08:45	113	588	174	890	287	20:45	52	264	56	244	108
09:00	79	114			193	21:00	57	60			117
09:15	102	127			229	21:15	51	73			124
09:30	107	124			231	21:30	35	45			80
09:45	113	401	115	480	228	21:45	39	182	38	216	77
10:00	140	118			258	22:00	40	36			76
10:15	116	122			238	22:15	44	27			71
10:30	137	142			279	22:30	55	15			70
10:45	120	513	111	493	231	22:45	25	164	11	89	36
11:00	144	119			263	23:00	24	16			40
11:15	151	113			264	23:15	25	5			30
11:30	131	119			250	23:30	22	9			31
11:45	165	591	149	500	314	23:45	23	94	11	41	34
TOTALS	2812	4304			7116	TOTALS	6726	5478			12204
SPLIT %	39.5%	60.5%			36.8%	SPLIT %	55.1%	44.9%			63.2%

DAILY TOTALS					NB	SB	EB	WB	Total
					9,538	9,782	0	0	19,320

AM Peak Hour	11:45	07:30			07:30	PM Peak Hour	16:45	15:15			15:30
AM Pk Volume	638	1075			1704	PM Pk Volume	987	916			1863
Pk Hr Factor	0.949	0.827			0.901	Pk Hr Factor	0.921	0.812			0.920
7 - 9 Volume	976	1840	0	0	2816	4 - 6 Volume	1934	1273	0	0	3207
7 - 9 Peak Hour	07:30	07:30			07:30	4 - 6 Peak Hour	16:45	16:00			16:00
7 - 9 Pk Volume	629	1075	0	0	1704	4 - 6 Pk Volume	987	697	0	0	1676
Pk Hr Factor	0.756	0.827	0.000	0.000	0.901	Pk Hr Factor	0.921	0.850	0.000	0.000	0.948

VOLUME

El Camino Real Bet. Chestnut & Tamarack Ave

Day: Wednesday
Date: 10/6/2021

City: Carlsbad
Project #: CA21_040160_003

DAILY TOTALS					NB	SB	EB	WB	Total		
					9,360	9,480	0	0	18,840		
AM Period	NB	SB	EB	WB	TOTAL	PM Period	NB	SB	EB	WB	TOTAL
00:00	18	5			23	12:00	140	118			258
00:15	9	4			13	12:15	161	155			316
00:30	11	9			20	12:30	134	123			257
00:45	13	51	1	19	74	12:45	145	580	150	546	1226
01:00	6	2			8	13:00	120	134			254
01:15	6	4			10	13:15	144	146			290
01:30	8	5			13	13:30	142	141			283
01:45	5	25	3	14	47	13:45	130	536	134	555	1091
02:00	4	3			7	14:00	153	154			307
02:15	4	3			7	14:15	184	133			317
02:30	4	3			7	14:30	178	160			338
02:45	3	15	5	14	37	14:45	255	770	145	592	1362
03:00	2	5			7	15:00	235	127			362
03:15	5	11			16	15:15	251	163			414
03:30	5	12			17	15:30	200	228			428
03:45	5	17	15	43	75	15:45	225	911	217	735	1646
04:00	5	13			18	16:00	216	169			385
04:15	5	29			34	16:15	241	142			383
04:30	10	41			51	16:30	247	147			394
04:45	11	31	47	130	219	16:45	237	941	165	623	1564
05:00	5	30			35	17:00	227	153			380
05:15	15	56			71	17:15	228	128			356
05:30	8	122			130	17:30	257	135			392
05:45	21	49	121	329	520	17:45	256	968	122	538	1506
06:00	29	69			98	18:00	219	136			355
06:15	35	117			152	18:15	196	112			308
06:30	49	138			187	18:30	181	127			308
06:45	65	178	171	495	809	18:45	155	751	100	475	1226
07:00	64	150			214	19:00	138	128			266
07:15	105	212			317	19:15	101	93			194
07:30	113	282			395	19:30	81	92			173
07:45	154	436	311	955	1856	19:45	78	398	67	380	778
08:00	200	252			452	20:00	64	83			147
08:15	139	296			435	20:15	58	64			122
08:30	113	235			348	20:30	64	50			114
08:45	106	558	187	970	1821	20:45	78	264	62	259	523
09:00	92	132			224	21:00	59	51			110
09:15	99	137			236	21:15	52	58			110
09:30	116	144			260	21:30	36	43			79
09:45	121	428	141	554	1244	21:45	38	185	49	201	386
10:00	107	128			235	22:00	42	15			57
10:15	108	107			215	22:15	55	24			79
10:30	146	109			255	22:30	60	21			81
10:45	131	492	124	468	1215	22:45	30	187	13	73	260
11:00	112	99			211	23:00	26	9			35
11:15	120	124			244	23:15	18	20			38
11:30	130	113			243	23:30	19	9			28
11:45	144	506	129	465	1244	23:45	20	83	9	47	130
TOTALS	2786	4456			7242	TOTALS	6574	5024			11598
SPLIT %	38.5%	61.5%			38.4%	SPLIT %	56.7%	43.3%			61.6%

DAILY TOTALS					NB	SB	EB	WB	Total
					9,360	9,480	0	0	18,840

AM Peak Hour	07:30	07:30			07:30	PM Peak Hour	17:00	15:15			15:15
AM Pk Volume	606	1141			1747	PM Pk Volume	968	777			1669
Pk Hr Factor	0.758	0.917			0.939	Pk Hr Factor	0.942	0.852			0.944
7 - 9 Volume	994	1925	0	0	2919	4 - 6 Volume	1909	1161	0	0	3070
7 - 9 Peak Hour	07:30	07:30			07:30	4 - 6 Peak Hour	17:00	16:00			16:00
7 - 9 Pk Volume	606	1141	0	0	1747	4 - 6 Pk Volume	968	623	0	0	1564
Pk Hr Factor	0.758	0.917	0.000	0.000	0.939	Pk Hr Factor	0.942	0.922	0.000	0.000	0.973

VOLUME

El Camino Real Bet. Chestnut & Tamarack Ave

Day: Thursday
Date: 10/7/2021

City: Carlsbad
Project #: CA21_040160_003

DAILY TOTALS					NB	SB	EB	WB	Total		
					9,423	9,767	0	0	19,190		
AM Period	NB	SB	EB	WB	TOTAL	PM Period	NB	SB	EB	WB	TOTAL
00:00	16	7			23	12:00	132	141			273
00:15	16	5			21	12:15	145	122			267
00:30	5	3			8	12:30	162	144			306
00:45	10	47	3	18	13	12:45	139	578	166	573	305
01:00	5	7			12	13:00	134	149			283
01:15	6	1			7	13:15	138	167			303
01:30	5	4			9	13:30	161	159			320
01:45	3	19	1	13	4	13:45	173	606	135	610	308
02:00	3	3			6	14:00	147	142			289
02:15	5	3			8	14:15	186	139			325
02:30	3	3			6	14:30	207	152			359
02:45	2	13	4	13	6	14:45	179	719	170	603	349
03:00	2	6			8	15:00	226	170			396
03:15	6	4			10	15:15	243	186			429
03:30	10	8			18	15:30	233	257			490
03:45	3	21	13	31	16	15:45	211	913	237	850	448
04:00	6	10			16	16:00	222	130			352
04:15	8	21			29	16:15	234	154			388
04:30	9	43			52	16:30	274	145			419
04:45	6	29	49	123	55	16:45	245	975	136	565	381
05:00	9	42			51	17:00	254	157			411
05:15	13	56			69	17:15	268	167			435
05:30	19	97			116	17:30	249	120			369
05:45	26	67	127	322	153	17:45	207	978	146	590	353
06:00	36	75			111	18:00	182	142			324
06:15	35	96			131	18:15	203	116			319
06:30	60	123			183	18:30	192	107			299
06:45	49	180	183	477	232	18:45	137	714	118	483	255
07:00	54	157			211	19:00	108	110			218
07:15	85	223			308	19:15	99	99			198
07:30	112	260			372	19:30	73	99			172
07:45	130	381	325	965	455	19:45	84	364	62	370	146
08:00	200	278			478	20:00	67	68			135
08:15	187	296			483	20:15	67	61			128
08:30	107	220			327	20:30	59	51			110
08:45	136	630	224	1018	360	20:45	62	255	45	225	107
09:00	92	138			230	21:00	78	57			135
09:15	109	128			237	21:15	30	71			101
09:30	129	139			268	21:30	40	55			95
09:45	116	446	147	552	263	21:45	43	191	36	219	79
10:00	95	122			217	22:00	45	43			88
10:15	127	97			224	22:15	41	23			64
10:30	133	136			269	22:30	61	12			73
10:45	119	474	146	501	265	22:45	34	181	19	97	53
11:00	129	141			270	23:00	39	11			50
11:15	138	118			256	23:15	22	13			35
11:30	158	106			264	23:30	16	11			27
11:45	120	545	138	503	258	23:45	20	97	11	46	31
TOTALS	2852	4536			7388	TOTALS	6571	5231			11802
SPLIT %	38.6%	61.4%			38.5%	SPLIT %	55.7%	44.3%			61.5%

DAILY TOTALS					NB	SB	EB	WB	Total
					9,423	9,767	0	0	19,190

AM Peak Hour	08:00	07:30			07:30	PM Peak Hour	16:30	15:00			15:00
AM Pk Volume	630	1159			1788	PM Pk Volume	1041	850			1763
Pk Hr Factor	0.788	0.892			0.925	Pk Hr Factor	0.950	0.827			0.899
7 - 9 Volume	1011	1983	0	0	2994	4 - 6 Volume	1953	1155	0	0	3108
7 - 9 Peak Hour	08:00	07:30			07:30	4 - 6 Peak Hour	16:30	16:30			16:30
7 - 9 Pk Volume	630	1159	0	0	1788	4 - 6 Pk Volume	1041	605	0	0	1646
Pk Hr Factor	0.788	0.892	0.000	0.000	0.925	Pk Hr Factor	0.950	0.906	0.000	0.000	0.946

Project #: CA21_040160_003

City: Carlsbad

Location: El Camino Real Bet. Chestnut & Tamarack Ave

Date: 10/5/2021



Project #: CA21_040160_003

City: Carlsbad

Location: El Camino Real Bet. Chestnut & Tamarack Ave

Date: 10/6/2021



Project #: CA21_040160_003

City: Carlsbad

Location: El Camino Real Bet. Chestnut & Tamarack Ave

Date: 10/7/2021



VOLUME

El Camino Real Bet. Tamarack Ave & Cannon Rd

Day: Tuesday
Date: 10/5/2021

City: Carlsbad
Project #: CA21_040160_004

DAILY TOTALS					NB	SB	EB	WB	Total					
					0	0	11,973	11,735	23,708					
AM Period	NB	SB	EB	WB	TOTAL	PM Period	NB	SB	EB	WB	TOTAL			
00:00			11	16	27	12:00			144	156	300			
00:15			11	8	19	12:15			139	180	319			
00:30			4	10	14	12:30			149	170	319			
00:45			3	29	12	46	15	75	179	611	168	674	347	1285
01:00			5	4	9	13:00			177	185	362			
01:15			5	5	10	13:15			187	169	356			
01:30			5	5	10	13:30			190	195	385			
01:45			3	18	5	19	8	37	160	714	205	754	365	1468
02:00			3	4	7	14:00			161	190	351			
02:15			5	2	7	14:15			179	247	426			
02:30			2	3	5	14:30			226	278	504			
02:45			2	12	4	13	6	25	205	771	235	950	440	1721
03:00			8	3	11	15:00			166	268	434			
03:15			8	3	11	15:15			197	270	467			
03:30			13	1	14	15:30			246	304	550			
03:45			22	51	8	15	30	66	296	905	279	1121	575	2026
04:00			15	8	23	16:00			173	293	466			
04:15			29	10	39	16:15			226	318	544			
04:30			42	6	48	16:30			195	303	498			
04:45			67	153	6	30	73	183	197	791	316	1230	513	2021
05:00			34	11	45	17:00			190	323	513			
05:15			78	17	95	17:15			158	346	504			
05:30			106	13	119	17:30			165	270	435			
05:45			143	361	22	63	165	424	138	651	300	1239	438	1890
06:00			98	31	129	18:00			116	338	454			
06:15			128	29	157	18:15			170	240	410			
06:30			134	61	195	18:30			125	188	313			
06:45			253	613	68	189	321	802	118	529	220	986	338	1515
07:00			217	83	300	19:00			115	150	265			
07:15			279	107	386	19:15			118	136	254			
07:30			341	186	527	19:30			87	128	215			
07:45			471	1308	218	594	689	1902	74	394	116	530	190	924
08:00			405	224	629	20:00			81	111	192			
08:15			332	190	522	20:15			74	83	157			
08:30			322	117	439	20:30			59	76	135			
08:45			297	1356	136	667	433	2023	62	276	81	351	143	627
09:00			200	111	311	21:00			52	74	126			
09:15			191	147	338	21:15			71	61	132			
09:30			181	143	324	21:30			57	52	109			
09:45			165	737	130	531	295	1268	42	222	47	234	89	456
10:00			179	125	304	22:00			33	51	84			
10:15			151	147	298	22:15			28	50	78			
10:30			168	135	303	22:30			18	57	75			
10:45			148	646	142	549	290	1195	14	93	25	183	39	276
11:00			176	166	342	23:00			21	35	56			
11:15			165	137	302	23:15			8	34	42			
11:30			188	142	330	23:30			6	25	31			
11:45			159	688	205	650	364	1338	9	44	23	117	32	161
TOTALS			5972	3366	9338	TOTALS			6001	8369	14370			
SPLIT %			64.0%	36.0%	39.4%	SPLIT %			41.8%	58.2%	60.6%			

DAILY TOTALS					NB	SB	EB	WB	Total
					0	0	11,973	11,735	23,708

AM Peak Hour			07:30	07:30	07:30	PM Peak Hour			15:30	16:30	15:30
AM Pk Volume			1549	818	2367	PM Pk Volume			941	1288	2135
Pk Hr Factor			0.822	0.913	0.859	Pk Hr Factor			0.795	0.931	0.928
7 - 9 Volume	0	0	2664	1261	3925	4 - 6 Volume	0	0	1442	2469	3911
7 - 9 Peak Hour			07:30	07:30	07:30	4 - 6 Peak Hour			16:15	16:30	16:15
7 - 9 Pk Volume	0	0	1549	818	2367	4 - 6 Pk Volume	0	0	808	1288	2068
Pk Hr Factor	0.000	0.000	0.822	0.913	0.859	Pk Hr Factor	0.000	0.000	0.894	0.931	0.950

VOLUME

El Camino Real Bet. Tamarack Ave & Cannon Rd

Day: Wednesday
Date: 10/6/2021

City: Carlsbad
Project #: CA21_040160_004

DAILY TOTALS					NB	SB	EB		WB		Total			
					0	0	11,968	11,823			23,791			
AM Period	NB	SB	EB	WB	TOTAL	PM Period	NB	SB	EB	WB	TOTAL			
00:00			9	16	25	12:00			147	193	340			
00:15			3	10	13	12:15			172	179	351			
00:30			6	15	21	12:30			152	158	310			
00:45			5	23	11	52	12:45		184	655	170	700	354	1355
01:00			3	8	11	13:00			170	163	333			
01:15			2	9	11	13:15			190	175	365			
01:30			4	9	13	13:30			158	211	369			
01:45			5	14	5	31	13:45		150	668	198	747	348	1415
02:00			2	5	7	14:00			171	228	399			
02:15			6	4	10	14:15			200	249	449			
02:30			3	5	8	14:30			217	258	475			
02:45			5	16	5	19	14:45		203	791	245	980	448	1771
03:00			6	1	7	15:00			200	318	518			
03:15			9	3	12	15:15			169	289	458			
03:30			15	5	20	15:30			275	235	510			
03:45			16	46	6	15	15:45		290	934	291	1133	581	2067
04:00			14	3	17	16:00			199	277	476			
04:15			35	8	43	16:15			175	296	471			
04:30			46	7	53	16:30			188	321	509			
04:45			56	151	11	29	16:45		191	753	294	1188	485	1941
05:00			35	5	40	17:00			208	279	487			
05:15			67	12	79	17:15			163	345	508			
05:30			133	12	145	17:30			160	319	479			
05:45			166	401	20	49	17:45		158	689	336	1279	494	1968
06:00			89	29	118	18:00			152	255	407			
06:15			142	45	187	18:15			126	284	410			
06:30			163	60	223	18:30			133	228	361			
06:45			206	600	74	208	18:45		136	547	188	955	324	1502
07:00			219	82	301	19:00			145	166	311			
07:15			268	131	399	19:15			87	159	246			
07:30			323	189	512	19:30			96	110	206			
07:45			498	1308	248	650	19:45		82	410	88	523	170	933
08:00			415	238	653	20:00			85	106	191			
08:15			377	157	534	20:15			70	70	140			
08:30			324	117	441	20:30			56	87	143			
08:45			245	1361	149	661	20:45		58	269	85	348	143	617
09:00			176	108	284	21:00			52	83	135			
09:15			177	134	311	21:15			53	63	116			
09:30			181	110	291	21:30			49	52	101			
09:45			198	732	139	491	21:45		51	205	53	251	104	456
10:00			174	126	300	22:00			23	53	76			
10:15			157	110	267	22:15			30	60	90			
10:30			155	159	314	22:30			16	60	76			
10:45			161	647	160	555	22:45		15	84	33	206	48	290
11:00			141	152	293	23:00			12	30	42			
11:15			152	156	308	23:15			16	20	36			
11:30			158	169	327	23:30			12	24	36			
11:45			163	614	174	651	23:45		10	50	28	102	38	152
TOTALS			5913	3411	9324	TOTALS			6055	8412	14467			
SPLIT %			63.4%	36.6%	39.2%	SPLIT %			41.9%	58.1%	60.8%			

DAILY TOTALS					NB	SB	EB		WB		Total
					0	0	11,968	11,823			23,791

AM Peak Hour	07:45	07:30	07:30	PM Peak Hour	15:30	17:00	15:00				
AM Pk Volume	1614	832	2445	PM Pk Volume	939	1279	2067				
Pk Hr Factor	0.810	0.839	0.819	Pk Hr Factor	0.809	0.927	0.889				
7 - 9 Volume	0	0	2669	1311	3980	4 - 6 Volume	0	0	1442	2467	3909
7 - 9 Peak Hour	07:45	07:30	07:30	4 - 6 Peak Hour	16:15	17:00	16:30				
7 - 9 Pk Volume	0	0	1614	832	2445	4 - 6 Pk Volume	0	0	762	1279	1989
Pk Hr Factor	0.000	0.000	0.810	0.839	0.819	Pk Hr Factor	0.000	0.000	0.916	0.927	0.977

VOLUME

El Camino Real Bet. Tamarack Ave & Cannon Rd

Day: Thursday
Date: 10/7/2021

City: Carlsbad
Project #: CA21_040160_004

DAILY TOTALS				NB	SB	EB	WB	Total
				0	0	12,276	11,855	24,131

AM Period	NB	SB	EB	WB	TOTAL	PM Period	NB	SB	EB	WB	TOTAL			
00:00			9	16	25	12:00			187	174	361			
00:15			7	19	26	12:15			151	168	319			
00:30			3	6	9	12:30			161	197	358			
00:45			3	22	11	52	12:45		202	701	193	732	395	1433
01:00			5	6	11	13:00			174	216	390			
01:15			2	7	9	13:15			202	199	401			
01:30			3	5	8	13:30			266	177	443			
01:45			0	10	3	21	13:45		195	837	220	812	415	1649
02:00			2	3	5	14:00			172	217	389			
02:15			5	3	8	14:15			160	203	363			
02:30			2	3	5	14:30			195	221	416			
02:45			6	15	2	11	14:45		242	769	249	890	491	1659
03:00			8	3	11	15:00			213	274	487			
03:15			4	6	10	15:15			224	269	493			
03:30			8	12	20	15:30			270	310	580			
03:45			15	35	4	25	15:45		277	984	253	1106	530	2090
04:00			11	5	16	16:00			181	271	452			
04:15			31	8	39	16:15			172	296	468			
04:30			43	9	52	16:30			198	300	498			
04:45			67	152	8	30	16:45		176	727	367	1234	543	1961
05:00			41	8	49	17:00			189	304	493			
05:15			69	10	79	17:15			184	335	519			
05:30			121	20	141	17:30			148	321	469			
05:45			167	398	20	58	17:45		158	679	332	1292	490	1971
06:00			86	38	124	18:00			167	243	410			
06:15			118	37	155	18:15			142	248	390			
06:30			156	67	223	18:30			139	237	376			
06:45			237	597	59	201	18:45		142	590	187	915	329	1505
07:00			208	77	285	19:00			109	146	255			
07:15			238	110	348	19:15			110	138	248			
07:30			365	206	571	19:30			113	103	216			
07:45			453	1264	211	604	19:45		74	406	117	504	191	910
08:00			450	236	686	20:00			65	97	162			
08:15			417	172	589	20:15			77	76	153			
08:30			295	129	424	20:30			55	84	139			
08:45			281	1443	146	683	20:45		51	248	87	344	138	592
09:00			197	135	332	21:00			56	77	133			
09:15			187	115	302	21:15			75	49	124			
09:30			179	138	317	21:30			60	59	119			
09:45			192	755	134	522	21:45		39	230	49	234	88	464
10:00			166	106	272	22:00			38	58	96			
10:15			154	153	307	22:15			29	55	84			
10:30			157	155	312	22:30			12	71	83			
10:45			189	666	131	545	22:45		20	99	40	224	60	323
11:00			155	183	338	23:00			13	45	58			
11:15			170	153	323	23:15			10	22	32			
11:30			128	179	307	23:30			9	29	38			
11:45			154	607	187	702	23:45		10	42	18	114	28	156
TOTALS			5964	3454	9418	TOTALS			6312	8401	14713			
SPLIT %			63.3%	36.7%	39.0%	SPLIT %			42.9%	57.1%	61.0%			

DAILY TOTALS				NB	SB	EB	WB	Total
				0	0	12,276	11,855	24,131

AM Peak Hour	07:30	07:30	07:30	PM Peak Hour	15:00	16:45	15:00				
AM Pk Volume	1685	825	2510	PM Pk Volume	984	1327	2090				
Pk Hr Factor	0.930	0.874	0.915	Pk Hr Factor	0.888	0.904	0.901				
7 - 9 Volume	0	0	2707	1287	3994	4 - 6 Volume	0	0	1406	2526	3932
7 - 9 Peak Hour	07:30	07:30	07:30	4 - 6 Peak Hour	16:30	16:45	16:30				
7 - 9 Pk Volume	0	0	1685	825	2510	4 - 6 Pk Volume	0	0	747	1327	2053
Pk Hr Factor	0.000	0.000	0.930	0.874	0.915	Pk Hr Factor	0.000	0.000	0.943	0.904	0.945

Project #: CA21_040160_004

City: Carlsbad

Location: El Camino Real Bet. Tamarack Ave & Cannon

Date: 10/5/2021



Project #: CA21_040160_004

City: Carlsbad

Location: El Camino Real Bet. Tamarack Ave & Cannon

Date: 10/6/2021



Project #: CA21_040160_004

City: Carlsbad

Location: El Camino Real Bet. Tamarack Ave & Cannon

Date: 10/7/2021



VOLUME

El Camino Real Bet. Cannon Rd & College Blvd

Day: Tuesday
Date: 9/28/2021

City: Carlsbad
Project #: CA21_040160_005

DAILY TOTALS					NB	SB	EB	WB	Total					
					0	0	14,798	15,838	30,636					
AM Period	NB	SB	EB	WB	TOTAL	PM Period	NB	SB	EB	WB	TOTAL			
00:00			5	29	34	12:00			207	288	495			
00:15			6	13	19	12:15			193	289	482			
00:30			5	16	21	12:30			232	225	457			
00:45			2	18	10	12:45			239	871	239	1041	478	1912
01:00			2	7	9	13:00			239	241	480			
01:15			4	5	9	13:15			213	240	453			
01:30			3	5	8	13:30			231	281	512			
01:45			3	12	13	13:45			226	909	273	1035	499	1944
02:00			5	7	12	14:00			203	303	506			
02:15			5	5	10	14:15			242	300	542			
02:30			5	7	12	14:30			232	420	652			
02:45			7	22	4	14:45			233	910	356	1379	589	2289
03:00			6	7	13	15:00			216	379	595			
03:15			17	2	19	15:15			231	389	620			
03:30			12	5	17	15:30			281	418	699			
03:45			29	64	9	15:45			356	1084	415	1601	771	2685
04:00			25	5	30	16:00			259	371	630			
04:15			34	11	45	16:15			261	418	679			
04:30			69	11	80	16:30			220	437	657			
04:45			101	229	10	16:45			221	961	405	1631	626	2592
05:00			58	14	72	17:00			203	380	583			
05:15			92	13	105	17:15			211	418	629			
05:30			149	25	174	17:30			226	421	647			
05:45			204	503	36	17:45			208	848	397	1616	605	2464
06:00			136	47	183	18:00			207	324	531			
06:15			157	74	231	18:15			205	298	503			
06:30			151	89	240	18:30			159	253	412			
06:45			275	719	69	18:45			169	740	253	1128	422	1868
07:00			267	103	370	19:00			152	214	366			
07:15			303	129	432	19:15			107	198	305			
07:30			389	197	586	19:30			104	151	255			
07:45			453	1412	319	19:45			91	454	145	708	236	1162
08:00			459	327	786	20:00			64	109	173			
08:15			497	178	675	20:15			75	105	180			
08:30			460	154	614	20:30			66	108	174			
08:45			370	1786	159	20:45			61	266	146	468	207	734
09:00			261	185	446	21:00			40	97	137			
09:15			235	162	397	21:15			69	62	131			
09:30			243	200	443	21:30			62	91	153			
09:45			219	958	188	21:45			48	219	73	323	121	542
10:00			241	204	445	22:00			41	55	96			
10:15			239	173	412	22:15			22	76	98			
10:30			188	191	379	22:30			26	81	107			
10:45			182	850	203	22:45			19	108	47	259	66	367
11:00			183	198	381	23:00			22	53	75			
11:15			211	227	438	23:15			15	24	39			
11:30			196	226	422	23:30			14	38	52			
11:45			203	793	236	23:45			11	62	27	142	38	204
TOTALS			7366	4507	11873	TOTALS			7432	11331	18763			
SPLIT %			62.0%	38.0%	38.8%	SPLIT %			39.6%	60.4%	61.2%			

DAILY TOTALS					NB	SB	EB	WB	Total
					0	0	14,798	15,838	30,636

AM Peak Hour			07:45	11:30	07:45	PM Peak Hour			15:30	15:45	15:30
AM Pk Volume			1869	1039	2847	PM Pk Volume			1157	1641	2779
Pk Hr Factor			0.940	0.899	0.906	Pk Hr Factor			0.813	0.939	0.901
7 - 9 Volume	0	0	3198	1566	4764	4 - 6 Volume	0	0	1809	3247	5056
7 - 9 Peak Hour			07:45	07:30	07:45	4 - 6 Peak Hour			16:00	16:15	16:00
7 - 9 Pk Volume	0	0	1869	1021	2847	4 - 6 Pk Volume	0	0	961	1640	2592
Pk Hr Factor	0.000	0.000	0.940	0.781	0.906	Pk Hr Factor	0.000	0.000	0.920	0.938	0.954

VOLUME

El Camino Real Bet. Cannon Rd & College Blvd

Day: Wednesday
Date: 9/29/2021

City: Carlsbad
Project #: CA21_040160_005

DAILY TOTALS	NB	SB	EB	WB	Total
	0	0	15,284	15,762	31,046

AM Period	NB	SB	EB	WB	TOTAL	PM Period	NB	SB	EB	WB	TOTAL			
00:00			9	26	35	12:00			210	235	445			
00:15			7	21	28	12:15			195	228	423			
00:30			7	16	23	12:30			211	252	463			
00:45			7	30	9	72	12:45		198	814	226	941	424	1755
01:00			6	6	12	13:00			211	235	446			
01:15			4	7	11	13:15			245	243	488			
01:30			4	11	15	13:30			246	268	514			
01:45			5	19	7	31	13:45		213	915	259	1005	472	1920
02:00			6	5	11	14:00			196	323	519			
02:15			5	6	11	14:15			212	326	538			
02:30			5	11	16	14:30			277	418	695			
02:45			14	30	6	28	14:45		199	884	395	1462	594	2346
03:00			8	2	10	15:00			226	341	567			
03:15			13	5	18	15:15			227	350	577			
03:30			15	5	20	15:30			270	434	704			
03:45			36	72	6	18	15:45		405	1128	355	1480	760	2608
04:00			27	8	35	16:00			254	376	630			
04:15			37	5	42	16:15			235	373	608			
04:30			75	9	84	16:30			178	451	629			
04:45			134	273	12	34	16:45		246	913	429	1629	675	2542
05:00			59	13	72	17:00			244	415	659			
05:15			115	9	124	17:15			221	367	588			
05:30			177	24	201	17:30			183	378	561			
05:45			240	591	35	81	17:45		161	809	409	1569	570	2378
06:00			136	60	196	18:00			164	296	460			
06:15			175	70	245	18:15			190	338	528			
06:30			200	121	321	18:30			166	275	441			
06:45			346	857	83	334	18:45		170	690	270	1179	440	1869
07:00			269	110	379	19:00			156	235	391			
07:15			363	131	494	19:15			96	214	310			
07:30			443	213	656	19:30			88	159	247			
07:45			485	1560	331	785	19:45		92	432	126	734	218	1166
08:00			466	296	762	20:00			88	171	259			
08:15			555	187	742	20:15			96	112	208			
08:30			400	131	531	20:30			78	105	183			
08:45			395	1816	153	767	20:45		70	332	131	519	201	851
09:00			249	179	428	21:00			55	103	158			
09:15			265	156	421	21:15			49	79	128			
09:30			233	178	411	21:30			53	84	137			
09:45			278	1025	167	680	21:45		55	212	69	335	124	547
10:00			207	159	366	22:00			43	66	109			
10:15			224	182	406	22:15			44	85	129			
10:30			189	203	392	22:30			29	88	117			
10:45			198	818	190	734	22:45		19	135	46	285	65	420
11:00			185	205	390	23:00			22	50	72			
11:15			213	210	423	23:15			19	23	42			
11:30			246	235	481	23:30			8	31	39			
11:45			231	875	279	929	23:45		5	54	27	131	32	185
TOTALS			7966	4493	12459	TOTALS			7318	11269	18587			
SPLIT %			63.9%	36.1%	40.1%	SPLIT %			39.4%	60.6%	59.9%			

DAILY TOTALS	NB	SB	EB	WB	Total
	0	0	15,284	15,762	31,046

AM Peak Hour	07:30	07:30	07:30	PM Peak Hour	15:30	16:15	15:30				
AM Pk Volume	1949	1027	2976	PM Pk Volume	1164	1668	2702				
Pk Hr Factor	0.878	0.776	0.912	Pk Hr Factor	0.719	0.925	0.889				
7 - 9 Volume	0	0	3376	1552	4928	4 - 6 Volume	0	0	1722	3198	4920
7 - 9 Peak Hour	07:30	07:30	07:30	4 - 6 Peak Hour	16:00	16:15	16:15				
7 - 9 Pk Volume	0	0	1949	1027	2976	4 - 6 Pk Volume	0	0	913	1668	2571
Pk Hr Factor	0.000	0.000	0.878	0.776	0.912	Pk Hr Factor	0.000	0.000	0.899	0.925	0.952

VOLUME

El Camino Real Bet. Cannon Rd & College Blvd

Day: Thursday
Date: 9/30/2021

City: Carlsbad
Project #: CA21_040160_005

DAILY TOTALS				NB	SB	EB	WB	Total
				0	0	15,165	16,562	31,727

AM Period	NB	SB	EB	WB	TOTAL	PM Period	NB	SB	EB	WB	TOTAL			
00:00			9	27	36	12:00			194	324	518			
00:15			9	22	31	12:15			214	325	539			
00:30			7	14	21	12:30			242	340	582			
00:45			3	28	8	71	12:45		288	938	351	1340	639	2278
01:00			1	12	13	13:00			209	310	519			
01:15			3	4	7	13:15			234	277	511			
01:30			9	7	16	13:30			254	317	571			
01:45			2	15	9	32	13:45		261	958	284	1188	545	2146
02:00			3	3	6	14:00			226	321	547			
02:15			6	4	10	14:15			223	283	506			
02:30			5	3	8	14:30			276	418	694			
02:45			12	26	11	21	14:45		252	977	370	1392	622	2369
03:00			11	1	12	15:00			261	394	655			
03:15			12	2	14	15:15			223	375	598			
03:30			13	9	22	15:30			245	404	649			
03:45			31	67	5	17	15:45		416	1145	375	1548	791	2693
04:00			21	11	32	16:00			264	376	640			
04:15			26	10	36	16:15			258	438	696			
04:30			58	9	67	16:30			223	421	644			
04:45			104	209	9	39	16:45		236	981	371	1606	607	2587
05:00			76	11	87	17:00			231	421	652			
05:15			99	19	118	17:15			248	370	618			
05:30			153	24	177	17:30			237	366	603			
05:45			209	537	28	82	17:45		218	934	429	1586	647	2520
06:00			125	45	170	18:00			168	364	532			
06:15			141	53	194	18:15			164	306	470			
06:30			175	82	257	18:30			163	276	439			
06:45			283	724	97	277	18:45		145	640	253	1199	398	1839
07:00			270	116	386	19:00			144	202	346			
07:15			303	126	429	19:15			103	216	319			
07:30			383	192	575	19:30			103	201	304			
07:45			435	1391	323	757	19:45		75	425	173	792	248	1217
08:00			465	336	801	20:00			79	135	214			
08:15			473	160	633	20:15			105	132	237			
08:30			456	167	623	20:30			67	136	203			
08:45			351	1745	174	837	20:45		63	314	135	538	198	852
09:00			281	161	442	21:00			68	132	200			
09:15			260	185	445	21:15			54	95	149			
09:30			218	182	400	21:30			67	80	147			
09:45			242	1001	166	694	21:45		57	246	82	389	139	635
10:00			215	166	381	22:00			34	69	103			
10:15			206	173	379	22:15			32	97	129			
10:30			197	163	360	22:30			34	102	136			
10:45			210	828	187	689	22:45		26	126	46	314	72	440
11:00			212	251	463	23:00			14	44	58			
11:15			227	213	440	23:15			21	25	46			
11:30			209	231	440	23:30			14	30	44			
11:45			206	854	334	1029	23:45		7	56	26	125	33	181
TOTALS			7425	4545	11970	TOTALS			7740	12017	19757			
SPLIT %			62.0%	38.0%	37.7%	SPLIT %			39.2%	60.8%	62.3%			

DAILY TOTALS				NB	SB	EB	WB	Total
				0	0	15,165	16,562	31,727

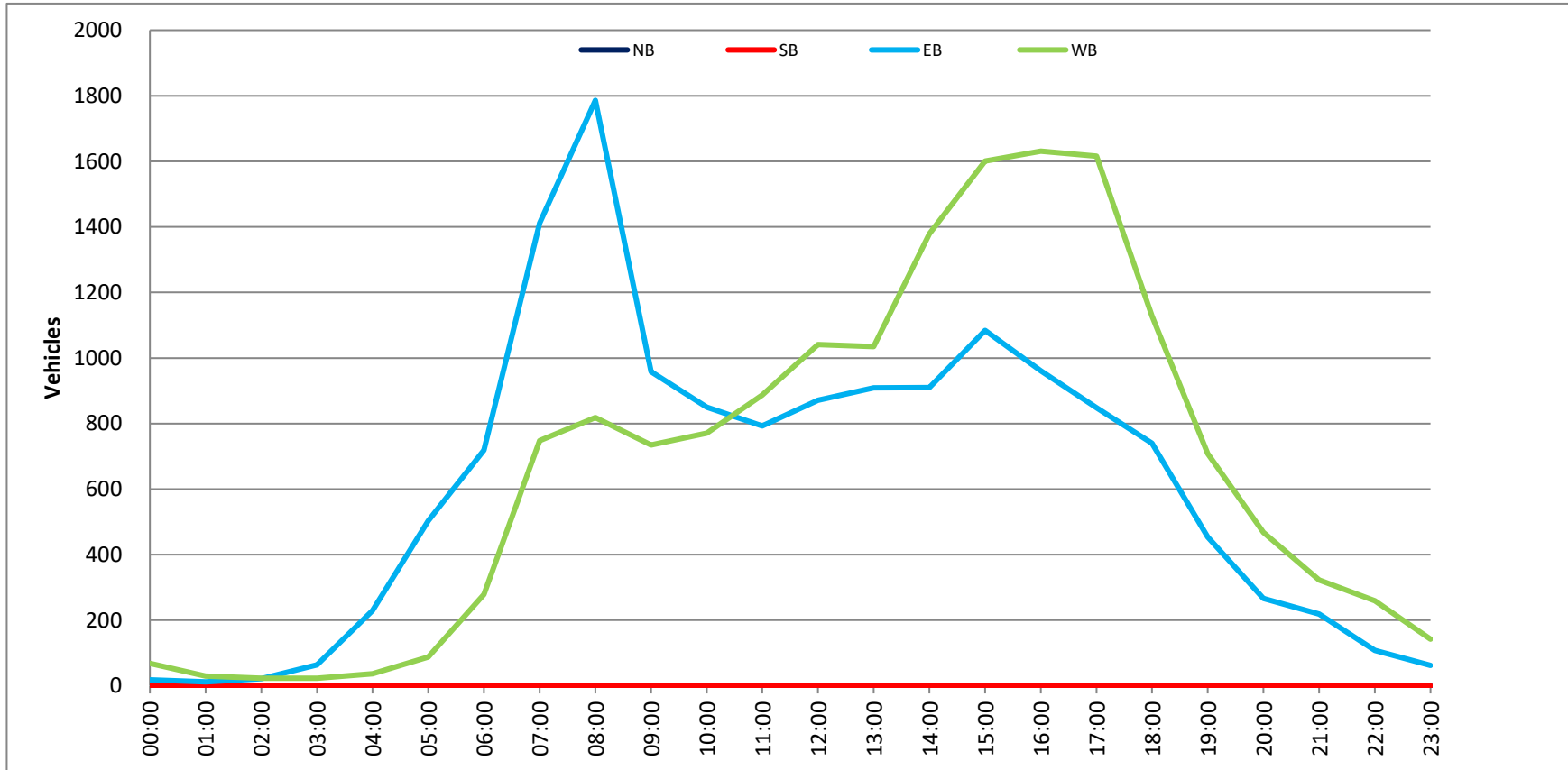
AM Peak Hour	07:45	11:45	07:45	PM Peak Hour	15:30	16:15	15:30				
AM Pk Volume	1829	1323	2815	PM Pk Volume	1183	1651	2776				
Pk Hr Factor	0.967	0.973	0.879	Pk Hr Factor	0.711	0.942	0.877				
7 - 9 Volume	0	0	3136	1594	4730	4 - 6 Volume	0	0	1915	3192	5107
7 - 9 Peak Hour	07:45	07:30	07:45	4 - 6 Peak Hour	16:00	16:15	16:15				
7 - 9 Pk Volume	0	0	1829	1011	2815	4 - 6 Pk Volume	0	0	981	1651	2599
Pk Hr Factor	0.000	0.000	0.967	0.752	0.879	Pk Hr Factor	0.000	0.000	0.929	0.942	0.934

Project #: CA21_040160_005

City: Carlsbad

Location: El Camino Real Bet. Cannon Rd & College Blvd

Date: 9/28/2021



Project #: CA21_040160_005

City: Carlsbad

Location: El Camino Real Bet. Cannon Rd & College Blvd

Date: 9/29/2021



Project #: CA21_040160_005

City: Carlsbad

Location: El Camino Real Bet. Cannon Rd & College Blvd

Date: 9/30/2021



VOLUME

El Camino Real Bet. College Blvd & Palomar Airport Rd

Day: Tuesday
Date: 9/28/2021

City: Carlsbad
Project #: CA21_040160_006

DAILY TOTALS					NB	SB	EB	WB	Total		
					14,408	14,548	0	0	28,956		
AM Period	NB	SB	EB	WB	TOTAL	PM Period	NB	SB	EB	WB	TOTAL
00:00	20	17			37	12:00	256	255			511
00:15	12	12			24	12:15	292	247			539
00:30	12	6			18	12:30	244	261			505
00:45	9	53	4	39	13	12:45	278	1070	238	1001	2071
01:00	3	5			8	13:00	256	288			544
01:15	8	12			20	13:15	277	224			501
01:30	5	9			14	13:30	259	240			499
01:45	11	27	6	32	17	13:45	268	1060	243	995	2055
02:00	6	7			13	14:00	252	261			513
02:15	2	2			4	14:15	249	267			516
02:30	7	9			16	14:30	261	334			595
02:45	7	22	5	23	12	14:45	274	1036	238	1100	2136
03:00	5	6			11	15:00	263	257			520
03:15	3	14			17	15:15	314	253			567
03:30	8	14			22	15:30	314	271			585
03:45	7	23	12	46	19	15:45	275	1166	349	1130	2296
04:00	7	21			28	16:00	268	368			636
04:15	19	19			38	16:15	266	278			544
04:30	25	43			68	16:30	299	279			578
04:45	41	92	51	134	92	16:45	296	1129	274	1199	2328
05:00	29	35			64	17:00	314	326			640
05:15	42	53			95	17:15	318	280			598
05:30	77	74			151	17:30	293	289			582
05:45	113	261	131	293	244	17:45	242	1167	271	1166	2333
06:00	80	90			170	18:00	272	235			507
06:15	90	88			178	18:15	242	203			445
06:30	82	143			225	18:30	177	180			357
06:45	143	395	190	511	333	18:45	225	916	184	802	1718
07:00	117	170			287	19:00	173	156			329
07:15	175	179			354	19:15	149	99			248
07:30	245	263			508	19:30	125	90			215
07:45	333	870	298	910	631	19:45	107	554	93	438	992
08:00	288	372			660	20:00	79	61			140
08:15	240	318			558	20:15	82	74			156
08:30	229	361			590	20:30	96	57			153
08:45	232	989	262	1313	494	20:45	118	375	62	254	629
09:00	217	260			477	21:00	90	48			138
09:15	192	200			392	21:15	59	55			114
09:30	202	204			406	21:30	91	54			145
09:45	194	805	214	878	408	21:45	70	310	49	206	516
10:00	223	207			430	22:00	55	38			93
10:15	220	210			430	22:15	62	36			98
10:30	174	224			398	22:30	53	35			88
10:45	208	825	197	838	405	22:45	35	205	29	138	343
11:00	230	222			452	23:00	50	30			80
11:15	222	233			455	23:15	23	29			52
11:30	233	270			503	23:30	28	19			47
11:45	249	934	278	1003	527	23:45	23	124	21	99	223
TOTALS	5296	6020			11316	TOTALS	9112	8528			17640
SPLIT %	46.8%	53.2%			39.1%	SPLIT %	51.7%	48.3%			60.9%

DAILY TOTALS					NB	SB	EB	WB	Total
					14,408	14,548	0	0	28,956

AM Peak Hour	07:30	07:45			07:45	PM Peak Hour	16:30	15:45			15:15
AM Pk Volume	1106	1349			2439	PM Pk Volume	1227	1274			2412
Pk Hr Factor	0.830	0.907			0.924	Pk Hr Factor	0.965	0.865			0.948
7 - 9 Volume	1859	2223	0	0	4082	4 - 6 Volume	2296	2365	0	0	4661
7 - 9 Peak Hour	07:30	07:45			07:45	4 - 6 Peak Hour	16:30	16:00			16:45
7 - 9 Pk Volume	1106	1349	0	0	2439	4 - 6 Pk Volume	1227	1199	0	0	2390
Pk Hr Factor	0.830	0.907	0.000	0.000	0.924	Pk Hr Factor	0.965	0.815	0.000	0.000	0.934

VOLUME

El Camino Real Bet. College Blvd & Palomar Airport Rd

Day: Wednesday
Date: 9/29/2021

City: Carlsbad
Project #: CA21_040160_006

DAILY TOTALS					NB	SB	EB	WB	Total		
					14,106	14,517	0	0	28,623		
AM Period	NB	SB	EB	WB	TOTAL	PM Period	NB	SB	EB	WB	TOTAL
00:00	22	21			43	12:00	247	270			517
00:15	18	13			31	12:15	261	272			533
00:30	12	13			25	12:30	234	248			482
00:45	6	58	8	55	14	12:45	255	997	227	1017	482
01:00	5	13			18	13:00	257	239			496
01:15	10	3			13	13:15	247	260			507
01:30	8	14			22	13:30	254	256			510
01:45	7	30	10	40	17	13:45	252	1010	217	972	469
02:00	3	8			11	14:00	284	246			530
02:15	11	1			12	14:15	245	232			477
02:30	4	7			11	14:30	286	324			610
02:45	6	24	10	26	16	14:45	282	1097	244	1046	526
03:00	3	5			8	15:00	263	238			501
03:15	8	8			16	15:15	278	225			503
03:30	7	8			15	15:30	287	301			588
03:45	5	23	19	40	24	15:45	261	1089	402	1166	663
04:00	9	23			32	16:00	256	306			562
04:15	12	23			35	16:15	252	297			549
04:30	34	33			67	16:30	317	262			579
04:45	38	93	63	142	101	16:45	274	1099	317	1182	591
05:00	29	40			69	17:00	312	355			667
05:15	43	48			91	17:15	327	314			641
05:30	64	87			151	17:30	263	251			514
05:45	105	241	126	301	231	17:45	249	1151	211	1131	460
06:00	77	83			160	18:00	260	231			491
06:15	92	91			183	18:15	253	189			442
06:30	108	116			224	18:30	191	182			373
06:45	125	402	205	495	330	18:45	220	924	180	782	400
07:00	157	152			309	19:00	196	153			349
07:15	172	221			393	19:15	175	115			290
07:30	229	271			500	19:30	118	92			210
07:45	316	874	320	964	636	19:45	113	602	86	446	199
08:00	282	325			607	20:00	141	105			246
08:15	243	334			577	20:15	96	85			181
08:30	187	340			527	20:30	116	67			183
08:45	257	969	270	1269	527	20:45	105	458	72	329	177
09:00	192	236			428	21:00	88	48			136
09:15	192	223			415	21:15	69	56			125
09:30	185	195			380	21:30	69	46			115
09:45	206	775	221	875	427	21:45	54	280	56	206	110
10:00	186	209			395	22:00	60	40			100
10:15	183	196			379	22:15	55	54			109
10:30	192	184			376	22:30	57	35			92
10:45	184	745	214	803	398	22:45	28	200	19	148	47
11:00	194	198			392	23:00	35	28			63
11:15	206	255			461	23:15	20	23			43
11:30	234	257			491	23:30	21	11			32
11:45	240	874	301	1011	541	23:45	15	91	9	71	24
TOTALS	5108	6021			11129	TOTALS	8998	8496			17494
SPLIT %	45.9%	54.1%			38.9%	SPLIT %	51.4%	48.6%			61.1%

DAILY TOTALS					NB	SB	EB	WB	Total
					14,106	14,517	0	0	28,623

AM Peak Hour	07:30	07:45			07:45	PM Peak Hour	16:30	15:30			16:30
AM Pk Volume	1070	1319			2347	PM Pk Volume	1230	1306			2478
Pk Hr Factor	0.847	0.970			0.923	Pk Hr Factor	0.940	0.812			0.929
7 - 9 Volume	1843	2233	0	0	4076	4 - 6 Volume	2250	2313	0	0	4563
7 - 9 Peak Hour	07:30	07:45			07:45	4 - 6 Peak Hour	16:30	16:30			16:30
7 - 9 Pk Volume	1070	1319	0	0	2347	4 - 6 Pk Volume	1230	1248	0	0	2478
Pk Hr Factor	0.847	0.970	0.000	0.000	0.923	Pk Hr Factor	0.940	0.879	0.000	0.000	0.929

VOLUME

El Camino Real Bet. College Blvd & Palomar Airport Rd

Day: Thursday
Date: 9/30/2021

City: Carlsbad
Project #: CA21_040160_006

DAILY TOTALS					NB	SB	EB	WB	Total		
					14,539	14,779	0	0	29,318		
AM Period	NB	SB	EB	WB	TOTAL	PM Period	NB	SB	EB	WB	TOTAL
00:00	19	16			35	12:00	305	272			577
00:15	15	11			26	12:15	293	308			601
00:30	13	14			27	12:30	323	258			581
00:45	9	56	6	47	15	12:45	343	1264	276	1114	619
01:00	8	7			15	13:00	300	270			570
01:15	9	1			10	13:15	285	236			521
01:30	6	18			24	13:30	285	245			530
01:45	7	30	4	30	11	13:45	249	1119	253	1004	502
02:00	6	6			12	14:00	250	274			524
02:15	9	4			13	14:15	235	253			488
02:30	3	10			13	14:30	271	297			568
02:45	9	27	12	32	21	14:45	279	1035	271	1095	550
03:00	0	6			6	15:00	287	278			565
03:15	5	8			13	15:15	265	259			524
03:30	11	11			22	15:30	300	252			552
03:45	8	24	15	40	23	15:45	250	1102	408	1197	658
04:00	11	18			29	16:00	272	347			619
04:15	9	18			27	16:15	279	314			593
04:30	34	27			61	16:30	305	275			580
04:45	43	97	63	126	106	16:45	244	1100	276	1212	520
05:00	24	44			68	17:00	299	365			664
05:15	39	54			93	17:15	297	326			623
05:30	76	80			156	17:30	262	274			536
05:45	107	246	115	293	222	17:45	251	1109	238	1203	489
06:00	76	85			161	18:00	241	217			458
06:15	88	98			186	18:15	235	199			434
06:30	94	127			221	18:30	240	188			428
06:45	136	394	191	501	327	18:45	187	903	146	750	333
07:00	134	173			307	19:00	152	167			319
07:15	171	218			389	19:15	181	104			285
07:30	209	231			440	19:30	152	100			252
07:45	284	798	275	897	559	19:45	131	616	67	438	198
08:00	329	361			690	20:00	113	78			191
08:15	250	356			606	20:15	103	91			194
08:30	228	357			585	20:30	126	68			194
08:45	223	1030	267	1341	490	20:45	105	447	64	301	169
09:00	203	220			423	21:00	113	63			176
09:15	218	238			456	21:15	74	55			129
09:30	189	196			385	21:30	79	52			131
09:45	186	796	212	866	398	21:45	74	340	54	224	128
10:00	176	207			383	22:00	60	28			88
10:15	184	198			382	22:15	68	49			117
10:30	164	191			355	22:30	66	42			108
10:45	203	727	242	838	445	22:45	40	234	25	144	65
11:00	208	237			445	23:00	36	31			67
11:15	217	231			448	23:15	23	23			46
11:30	229	284			513	23:30	22	11			33
11:45	290	944	258	1010	548	23:45	20	101	11	76	31
TOTALS	5169	6021			11190	TOTALS	9370	8758			18128
SPLIT %	46.2%	53.8%			38.2%	SPLIT %	51.7%	48.3%			61.8%

DAILY TOTALS					NB	SB	EB	WB	Total
					14,539	14,779	0	0	29,318

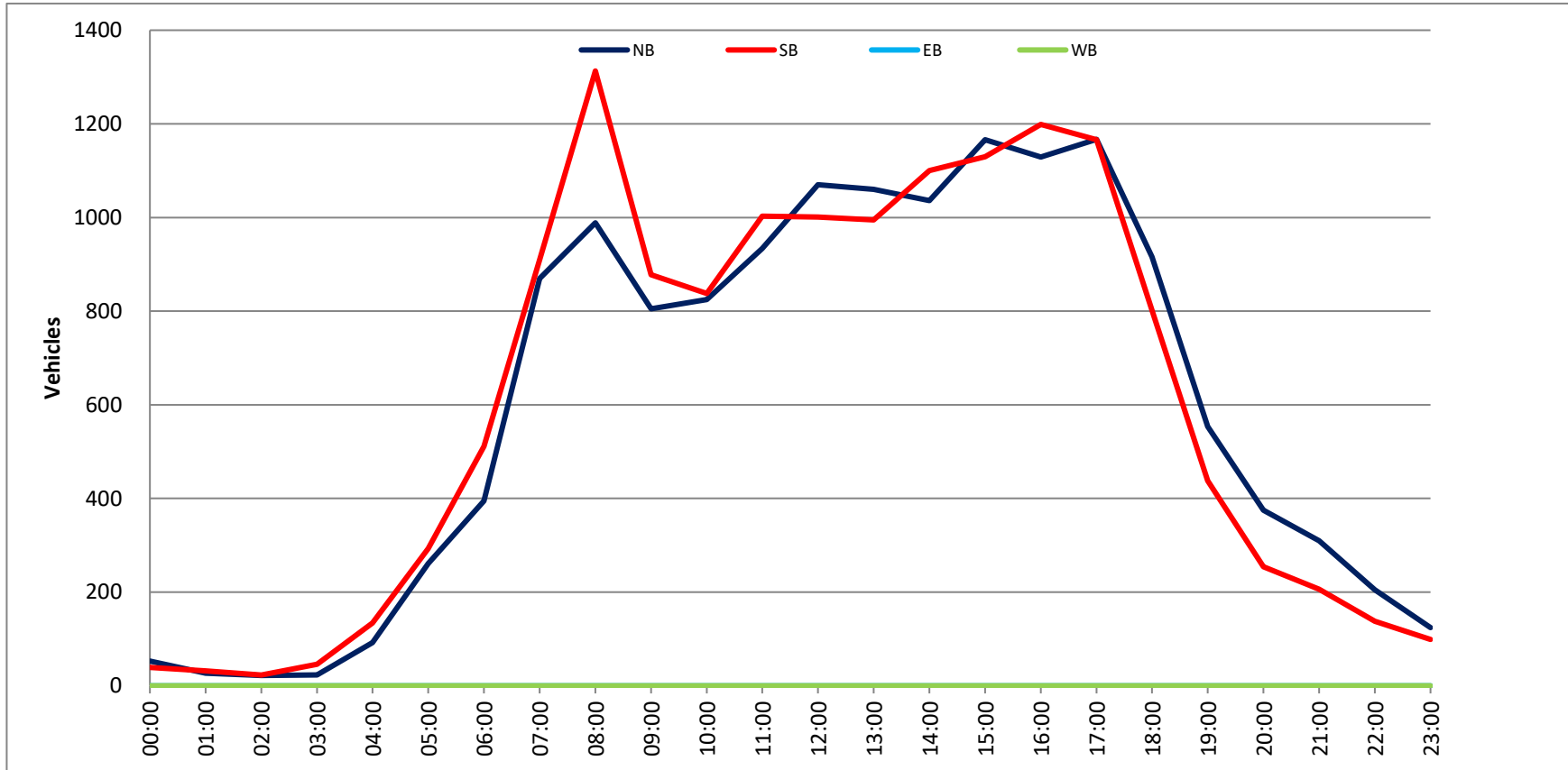
AM Peak Hour	11:45	07:45			2440	PM Peak Hour	12:00	15:45			2450
AM Pk Volume	1211	1349			0.884	PM Pk Volume	1264	1344			0.931
Pk Hr Factor	0.937	0.934			4066	Pk Hr Factor	0.921	0.824			4624
7 - 9 Volume	1828	2238	0	0	07:45	4 - 6 Volume	2209	2415	0	0	16:30
7 - 9 Peak Hour	07:45	07:45			2440	4 - 6 Peak Hour	16:30	16:30			2387
7 - 9 Pk Volume	1091	1349	0	0	0.884	4 - 6 Pk Volume	1145	1242	0	0	0.899
Pk Hr Factor	0.829	0.934	0.000	0.000		Pk Hr Factor	0.939	0.851	0.000	0.000	

Project #: CA21_040160_006

City: Carlsbad

Location: El Camino Real Bet. College Blvd & Palomar

Date: 9/28/2021



Project #: CA21_040160_006

City: Carlsbad

Location: El Camino Real Bet. College Blvd & Palomar

Date: 9/29/2021



Project #: CA21_040160_006

City: Carlsbad

Location: El Camino Real Bet. College Blvd & Palomar

Date: 9/30/2021



VOLUME

El Camino Real Bet. Palomar Airport Rd & Camino Vida Roble

Day: Tuesday
Date: 11/2/2021

City: Carlsbad
Project #: CA21_040160_007

DAILY TOTALS					NB	SB	EB	WB	Total		
					14,007	13,491	0	0	27,498		
AM Period	NB	SB	EB	WB	TOTAL	PM Period	NB	SB	EB	WB	TOTAL
00:00	10	17			27	12:00	227	200			427
00:15	6	9			15	12:15	235	220			455
00:30	5	14			19	12:30	260	232			492
00:45	5	26	6	46	11	12:45	233	955	226	878	459
01:00	3	8			11	13:00	233	226			459
01:15	2	6			8	13:15	266	210			476
01:30	6	5			11	13:30	237	236			473
01:45	5	16	5	24	10	13:45	252	988	256	928	508
02:00	3	2			5	14:00	255	217			472
02:15	3	5			8	14:15	214	249			463
02:30	4	7			11	14:30	269	276			545
02:45	6	16	6	20	12	14:45	259	997	283	1025	542
03:00	4	3			7	15:00	248	287			535
03:15	1	6			7	15:15	264	284			548
03:30	12	11			23	15:30	299	274			573
03:45	19	36	20	40	39	15:45	376	1187	275	1120	651
04:00	10	10			20	16:00	343	305			648
04:15	10	19			29	16:15	320	295			615
04:30	27	12			39	16:30	268	279			547
04:45	36	83	32	73	68	16:45	331	1262	264	1143	595
05:00	28	26			54	17:00	334	263			597
05:15	45	29			74	17:15	312	307			619
05:30	53	41			94	17:30	294	269			563
05:45	88	214	63	159	151	17:45	279	1219	240	1079	519
06:00	72	61			133	18:00	225	234			459
06:15	86	93			179	18:15	229	258			487
06:30	110	91			201	18:30	186	168			354
06:45	153	421	126	371	279	18:45	200	840	172	832	372
07:00	180	145			325	19:00	114	147			261
07:15	212	202			414	19:15	140	97			237
07:30	294	202			496	19:30	92	123			215
07:45	306	992	339	888	645	19:45	82	428	91	458	173
08:00	253	309			562	20:00	98	89			187
08:15	299	310			609	20:15	76	78			154
08:30	286	278			564	20:30	63	73			136
08:45	292	1130	269	1166	561	20:45	75	312	71	311	146
09:00	226	217			443	21:00	81	79			160
09:15	233	190			423	21:15	64	97			161
09:30	217	182			399	21:30	42	81			123
09:45	193	869	200	789	393	21:45	47	234	50	307	97
10:00	161	210			371	22:00	43	57			100
10:15	197	152			349	22:15	30	37			67
10:30	177	182			359	22:30	29	51			80
10:45	207	742	193	737	400	22:45	25	127	32	177	57
11:00	188	197			385	23:00	26	38			64
11:15	189	185			374	23:15	21	27			48
11:30	231	214			445	23:30	21	19			40
11:45	229	837	219	815	448	23:45	8	76	21	105	29
TOTALS	5382	5128			10510	TOTALS	8625	8363			16988
SPLIT %	51.2%	48.8%			38.2%	SPLIT %	50.8%	49.2%			61.8%

DAILY TOTALS					NB	SB	EB	WB	Total
					14,007	13,491	0	0	27,498

AM Peak Hour	07:30	07:45			07:45	PM Peak Hour	15:30	15:45			15:30
AM Pk Volume	1152	1236			2380	PM Pk Volume	1338	1154			2487
Pk Hr Factor	0.941	0.912			0.922	Pk Hr Factor	0.890	0.946			0.955
7 - 9 Volume	2122	2054	0	0	4176	4 - 6 Volume	2481	2222	0	0	4703
7 - 9 Peak Hour	07:30	07:45			07:45	4 - 6 Peak Hour	16:45	16:00			16:00
7 - 9 Pk Volume	1152	1236	0	0	2380	4 - 6 Pk Volume	1271	1143	0	0	2405
Pk Hr Factor	0.941	0.912	0.000	0.000	0.922	Pk Hr Factor	0.951	0.937	0.000	0.000	0.928

VOLUME

El Camino Real Bet. Palomar Airport Rd & Camino Vida Roble

Day: Wednesday
Date: 11/3/2021

City: Carlsbad
Project #: CA21_040160_007

DAILY TOTALS					NB	SB	EB	WB	Total		
					14,281	13,814	0	0	28,095		
AM Period	NB	SB	EB	WB	TOTAL	PM Period	NB	SB	EB	WB	TOTAL
00:00	12	17			29	12:00	253	201			454
00:15	7	21			28	12:15	226	202			428
00:30	9	7			16	12:30	245	213			458
00:45	4	32	9	54	13	12:45	260	984	250	866	510
01:00	6	4			10	13:00	248	236			484
01:15	7	9			16	13:15	237	243			480
01:30	7	3			10	13:30	241	263			504
01:45	4	24	9	25	13	13:45	231	957	249	991	480
02:00	5	2			7	14:00	259	251			510
02:15	5	6			11	14:15	235	266			501
02:30	5	2			7	14:30	247	273			520
02:45	12	27	1	11	13	14:45	305	1046	255	1045	560
03:00	6	11			17	15:00	255	268			523
03:15	6	2			8	15:15	288	281			569
03:30	14	9			23	15:30	289	293			582
03:45	3	29	10	32	13	15:45	350	1182	267	1109	617
04:00	14	10			24	16:00	313	294			607
04:15	18	9			27	16:15	319	268			587
04:30	19	18			37	16:30	262	261			523
04:45	35	86	29	66	64	16:45	304	1198	276	1099	580
05:00	23	23			46	17:00	341	305			646
05:15	44	36			80	17:15	371	314			685
05:30	53	46			99	17:30	337	245			582
05:45	97	217	69	174	166	17:45	262	1311	264	1128	526
06:00	82	74			156	18:00	257	263			520
06:15	83	68			151	18:15	211	258			469
06:30	127	88			215	18:30	207	198			405
06:45	162	454	124	354	286	18:45	186	861	184	903	370
07:00	167	130			297	19:00	136	178			314
07:15	191	197			388	19:15	132	129			261
07:30	305	249			554	19:30	119	113			232
07:45	268	931	314	890	582	19:45	96	483	90	510	186
08:00	275	322			597	20:00	84	97			181
08:15	297	315			612	20:15	72	95			167
08:30	330	244			574	20:30	76	114			190
08:45	330	1232	224	1105	554	20:45	90	322	69	375	159
09:00	267	235			502	21:00	75	86			161
09:15	183	222			405	21:15	52	77			129
09:30	209	183			392	21:30	52	60			112
09:45	209	868	213	853	422	21:45	44	223	79	302	123
10:00	202	189			391	22:00	35	48			83
10:15	201	182			383	22:15	38	36			74
10:30	173	198			371	22:30	30	57			87
10:45	180	756	197	766	377	22:45	20	123	30	171	50
11:00	197	215			412	23:00	31	33			64
11:15	200	233			433	23:15	15	27			42
11:30	195	217			412	23:30	19	21			40
11:45	262	854	225	890	487	23:45	16	81	14	95	30
TOTALS	5510	5220			10730	TOTALS	8771	8594			17365
SPLIT %	51.4%	48.6%			38.2%	SPLIT %	50.5%	49.5%			61.8%

DAILY TOTALS					NB	SB	EB	WB	Total
					14,281	13,814	0	0	28,095

AM Peak Hour	08:00	07:30			07:45	PM Peak Hour	16:45	16:30			16:45
AM Pk Volume	1232	1200			2365	PM Pk Volume	1353	1156			2493
Pk Hr Factor	0.933	0.932			0.966	Pk Hr Factor	0.912	0.920			0.910
7 - 9 Volume	2163	1995	0	0	4158	4 - 6 Volume	2509	2227	0	0	4736
7 - 9 Peak Hour	08:00	07:30			07:45	4 - 6 Peak Hour	16:45	16:30			16:45
7 - 9 Pk Volume	1232	1200	0	0	2365	4 - 6 Pk Volume	1353	1156	0	0	2493
Pk Hr Factor	0.933	0.932	0.000	0.000	0.966	Pk Hr Factor	0.912	0.920	0.000	0.000	0.910

VOLUME

El Camino Real Bet. Palomar Airport Rd & Camino Vida Roble

Day: Thursday
Date: 11/4/2021

City: Carlsbad
Project #: CA21_040160_007

DAILY TOTALS					NB	SB	EB	WB	Total		
					14,587	14,088	0	0	28,675		
AM Period	NB	SB	EB	WB	TOTAL	PM Period	NB	SB	EB	WB	TOTAL
00:00	16	10			26	12:00	242	253			495
00:15	7	21			28	12:15	235	208			443
00:30	7	3			10	12:30	243	221			464
00:45	12	42	6	40	18 82	12:45	233	953	233	915	466 1868
01:00	3	10			13	13:00	230	240			470
01:15	5	3			8	13:15	233	207			440
01:30	1	1			2	13:30	254	235			489
01:45	8	17	6	20	14 37	13:45	215	932	259	941	474 1873
02:00	5	3			8	14:00	266	266			532
02:15	3	3			6	14:15	270	272			542
02:30	4	5			9	14:30	233	279			512
02:45	7	19	7	18	14 37	14:45	294	1063	261	1078	555 2141
03:00	6	10			16	15:00	226	279			505
03:15	3	5			8	15:15	262	303			565
03:30	10	6			16	15:30	261	330			591
03:45	4	23	14	35	18 58	15:45	378	1127	306	1218	684 2345
04:00	18	8			26	16:00	395	297			692
04:15	13	13			26	16:15	369	305			674
04:30	19	18			37	16:30	325	239			564
04:45	42	92	31	70	73 162	16:45	368	1457	283	1124	651 2581
05:00	36	24			60	17:00	337	283			620
05:15	47	42			89	17:15	361	271			632
05:30	44	40			84	17:30	285	294			579
05:45	85	212	62	168	147 380	17:45	290	1273	272	1120	562 2393
06:00	72	70			142	18:00	238	294			532
06:15	87	90			177	18:15	234	265			499
06:30	117	84			201	18:30	186	229			415
06:45	163	439	127	371	290 810	18:45	155	813	184	972	339 1785
07:00	160	115			275	19:00	149	161			310
07:15	188	207			395	19:15	140	142			282
07:30	328	249			577	19:30	107	120			227
07:45	293	969	297	868	590 1837	19:45	102	498	113	536	215 1034
08:00	262	274			536	20:00	95	99			194
08:15	336	328			664	20:15	103	96			199
08:30	338	264			602	20:30	59	83			142
08:45	318	1254	254	1120	572 2374	20:45	57	314	69	347	126 661
09:00	269	207			476	21:00	57	87			144
09:15	246	205			451	21:15	71	91			162
09:30	216	181			397	21:30	41	90			131
09:45	221	952	209	802	430 1754	21:45	53	222	58	326	111 548
10:00	227	190			417	22:00	41	66			107
10:15	229	199			428	22:15	45	52			97
10:30	181	191			372	22:30	40	56			96
10:45	205	842	220	800	425 1642	22:45	29	155	48	222	77 377
11:00	195	215			410	23:00	24	31			55
11:15	214	208			422	23:15	18	26			44
11:30	210	203			413	23:30	22	30			52
11:45	215	834	234	860	449 1694	23:45	21	85	30	117	51 202
TOTALS	5695	5172			10867	TOTALS	8892	8916			17808
SPLIT %	52.4%	47.6%			37.9%	SPLIT %	49.9%	50.1%			62.1%

DAILY TOTALS					NB	SB	EB	WB	Total
					14,587	14,088	0	0	28,675

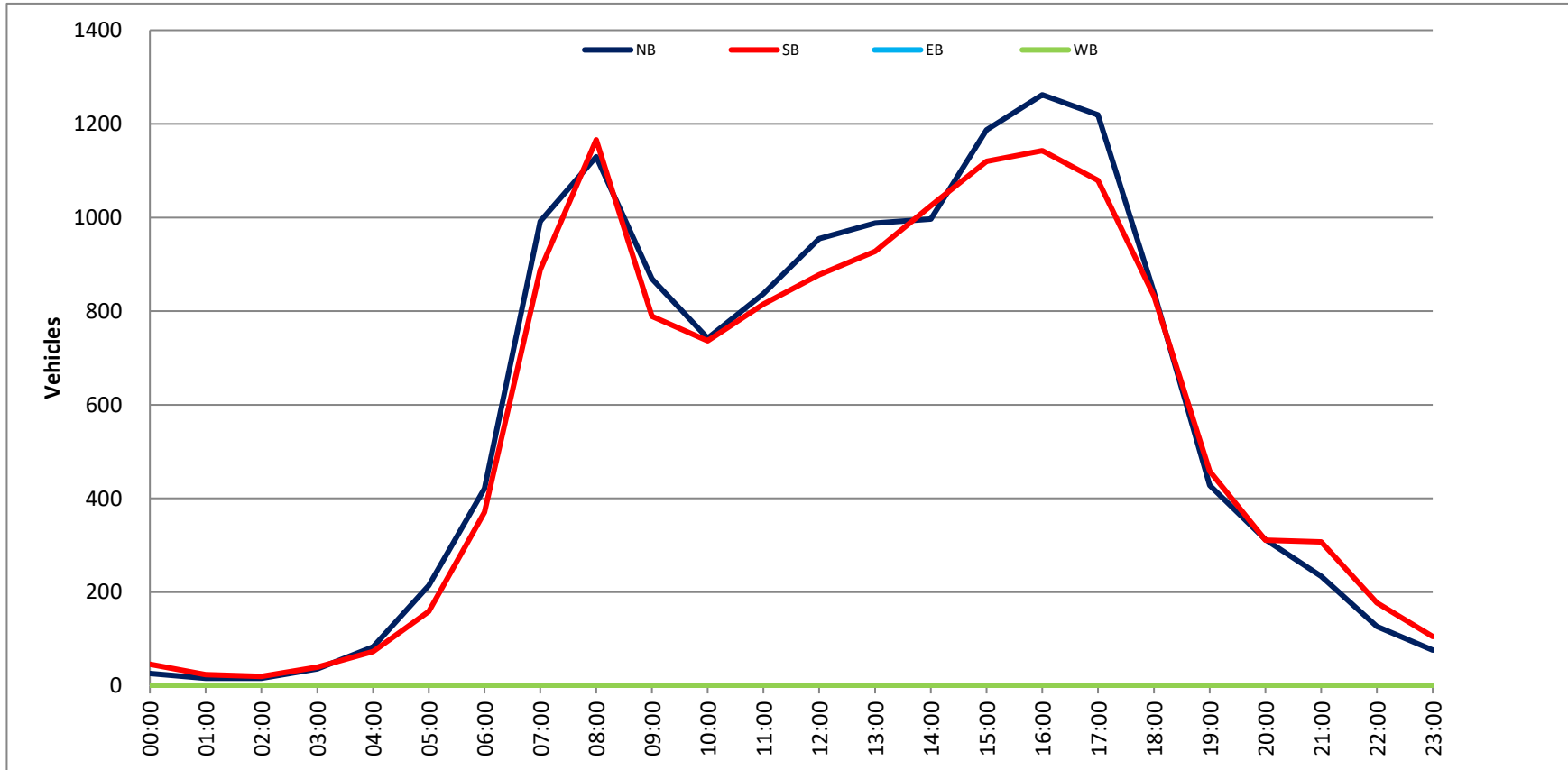
AM Peak Hour	08:15	07:45			07:45	PM Peak Hour	15:45	15:30			15:30
AM Pk Volume	1261	1163			2392	PM Pk Volume	1467	1238			2641
Pk Hr Factor	0.933	0.886			0.901	Pk Hr Factor	0.928	0.938			0.954
7 - 9 Volume	2223	1988	0	0	4211	4 - 6 Volume	2730	2244	0	0	4974
7 - 9 Peak Hour	08:00	07:45			07:45	4 - 6 Peak Hour	16:00	16:45			16:00
7 - 9 Pk Volume	1254	1163	0	0	2392	4 - 6 Pk Volume	1457	1131	0	0	2581
Pk Hr Factor	0.928	0.886	0.000	0.000	0.901	Pk Hr Factor	0.922	0.962	0.000	0.000	0.932

Project #: CA21_040160_007

City: Carlsbad

Location: El Camino Real Bet. Palomar Airport Rd &

Date: 11/2/2021

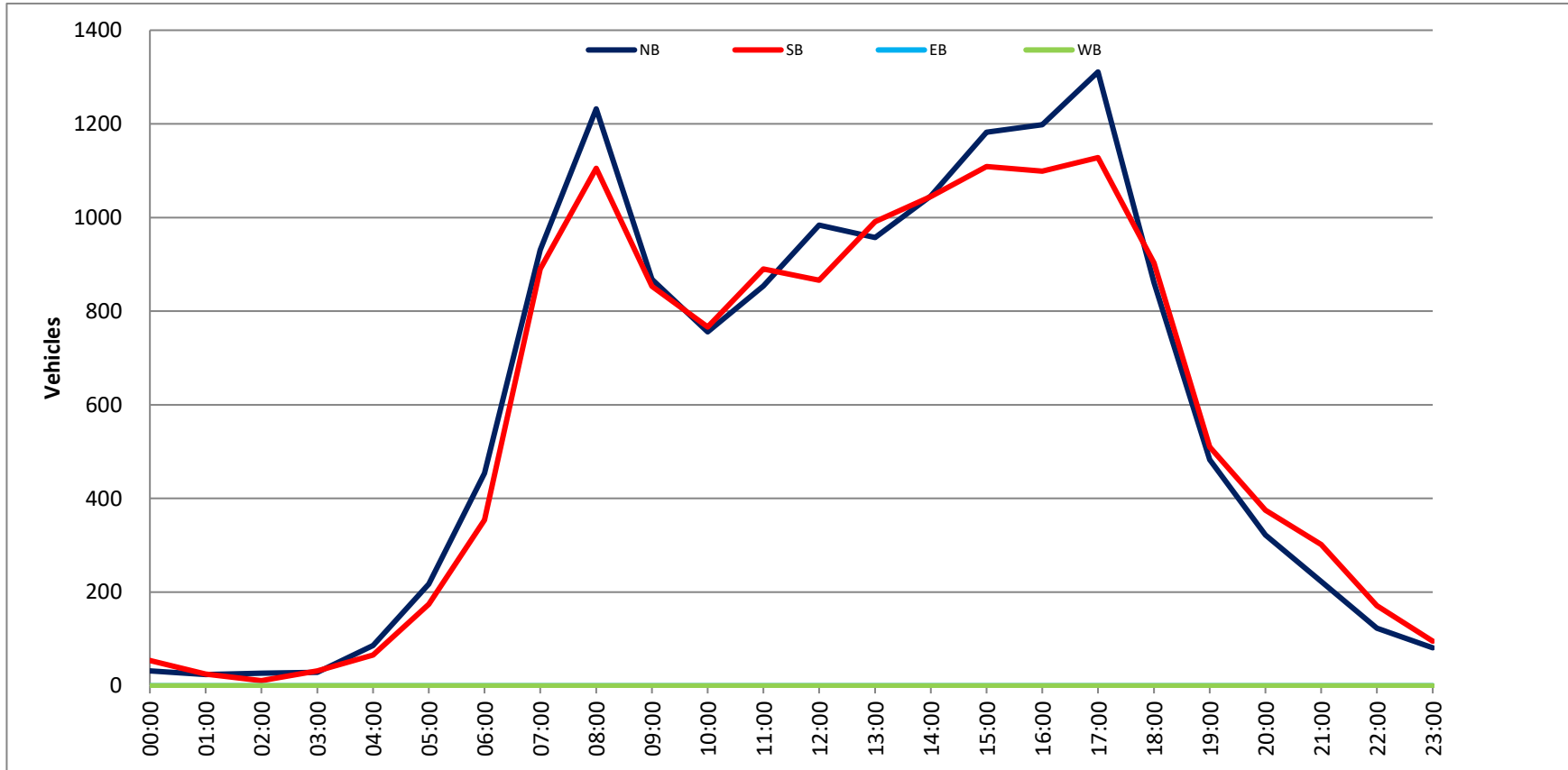


Project #: CA21_040160_007

City: Carlsbad

Location: El Camino Real Bet. Palomar Airport Rd &

Date: 11/3/2021

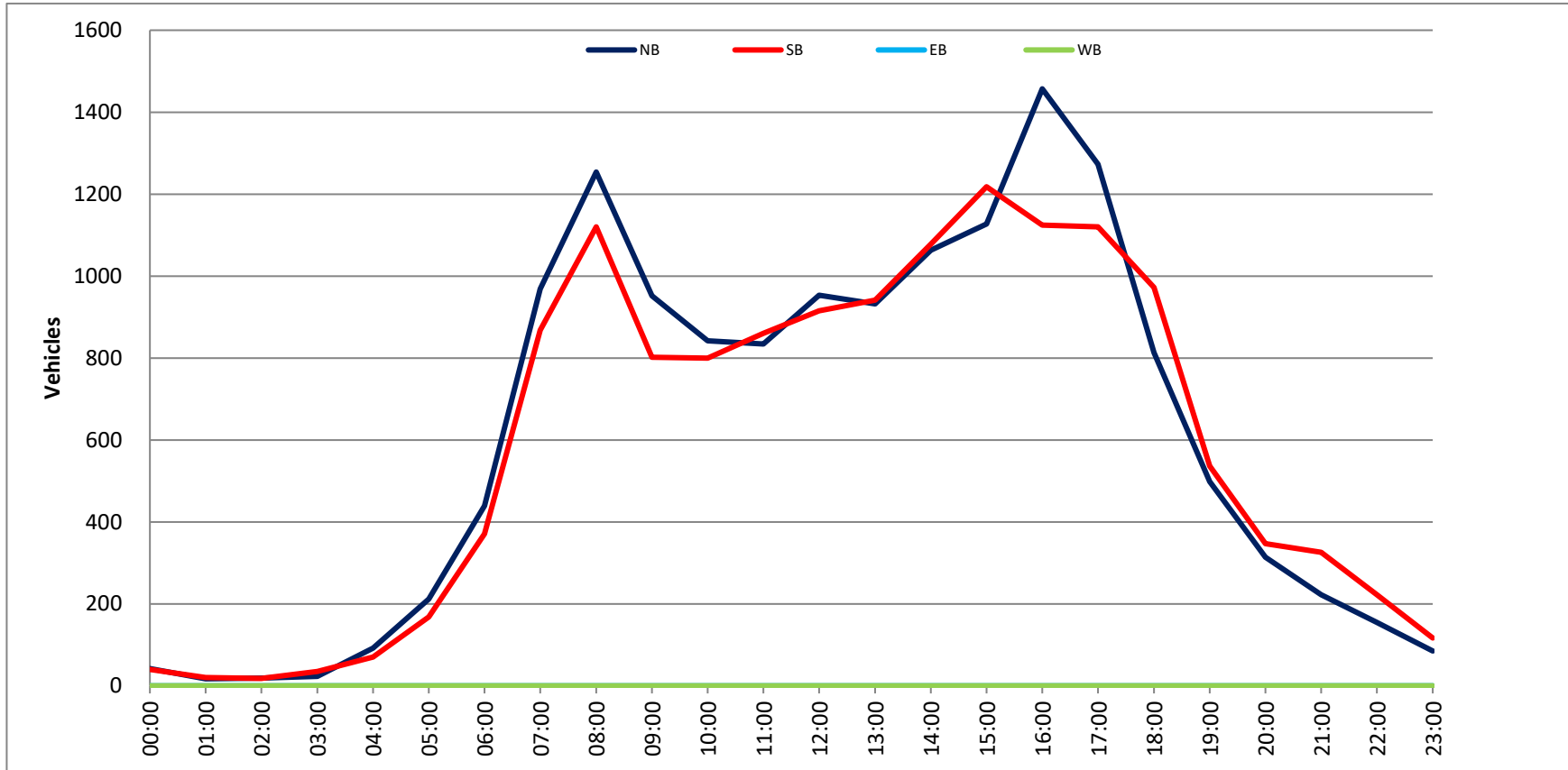


Project #: CA21_040160_007

City: Carlsbad

Location: El Camino Real Bet. Palomar Airport Rd &

Date: 11/4/2021



VOLUME

El Camino Real Bet. Camino Vida Roble & Poinsettia Ln

Day: Wednesday
Date: 10/27/2021

City: Carlsbad
Project #: CA21_040160_008

DAILY TOTALS					NB	SB	EB	WB	Total		
					13,231	12,896	0	0	26,127		
AM Period	NB	SB	EB	WB	TOTAL	PM Period	NB	SB	EB	WB	TOTAL
0:00	10	11			21	12:00	194	231			425
0:15	5	5			10	12:15	220	217			437
0:30	9	8			17	12:30	235	212			447
0:45	11	35	15	39	26 74	12:45	241	890	212	872	453 1762
1:00	5	3			8	13:00	206	192			398
1:15	2	5			7	13:15	238	208			446
1:30	4	5			9	13:30	238	206			444
1:45	3	14	1	14	4 28	13:45	225	907	224	830	449 1737
2:00	5	1			6	14:00	218	217			435
2:15	0	5			5	14:15	265	205			470
2:30	4	2			6	14:30	238	281			519
2:45	5	14	10	18	15 32	14:45	241	962	249	952	490 1914
3:00	5	4			9	15:00	238	277			515
3:15	7	2			9	15:15	294	256			550
3:30	5	8			13	15:30	268	257			525
3:45	9	26	10	24	19 50	15:45	269	1069	355	1145	624 2214
4:00	11	15			26	16:00	271	341			612
4:15	9	12			21	16:15	253	304			557
4:30	21	27			48	16:30	248	324			572
4:45	29	70	34	88	63 158	16:45	242	1014	302	1271	544 2285
5:00	30	25			55	17:00	231	319			550
5:15	41	25			66	17:15	215	246			461
5:30	47	43			90	17:30	262	241			503
5:45	56	174	63	156	119 330	17:45	305	1013	208	1014	513 2027
6:00	71	51			122	18:00	292	230			522
6:15	70	74			144	18:15	255	207			462
6:30	96	104			200	18:30	214	166			380
6:45	130	367	117	346	247 713	18:45	221	982	147	750	368 1732
7:00	147	131			278	19:00	145	146			291
7:15	188	189			377	19:15	123	126			249
7:30	255	232			487	19:30	113	119			232
7:45	323	913	268	820	591 1733	19:45	93	474	99	490	192 964
8:00	263	276			539	20:00	104	100			204
8:15	290	264			554	20:15	84	95			179
8:30	277	262			539	20:30	103	62			165
8:45	249	1079	218	1020	467 2099	20:45	94	385	64	321	158 706
9:00	198	186			384	21:00	73	89			162
9:15	204	161			365	21:15	72	66			138
9:30	193	180			373	21:30	56	47			103
9:45	200	795	180	707	380 1502	21:45	53	254	51	253	104 507
10:00	175	219			394	22:00	52	44			96
10:15	177	178			355	22:15	46	43			89
10:30	194	167			361	22:30	41	32			73
10:45	198	744	201	765	399 1509	22:45	35	174	20	139	55 313
11:00	179	196			375	23:00	28	18			46
11:15	226	197			423	23:15	26	20			46
11:30	202	200			402	23:30	17	14			31
11:45	185	792	208	801	393 1593	23:45	13	84	9	61	22 145
TOTALS	5023	4798			9821	TOTALS	8208	8098			16306
SPLIT %	51.1%	48.9%			37.6%	SPLIT %	50.3%	49.7%			62.4%

DAILY TOTALS					NB	SB	EB	WB	Total
					13,231	12,896	0	0	26,127

AM Peak Hour	7:45	7:45			7:45	PM Peak Hour	17:30	15:45			15:45
AM Pk Volume	1153	1070			2223	PM Pk Volume	1114	1324			2365
Pk Hr Factor	0.892	0.969			0.940	Pk Hr Factor	0.913	0.932			0.948
7 - 9 Volume	1992	1840	0	0	3832	4 - 6 Volume	2027	2285	0	0	4312
7 - 9 Peak Hour	7:45	7:45			7:45	4 - 6 Peak Hour	16:00	16:00			16:00
7 - 9 Pk Volume	1153	1070	0	0	2223	4 - 6 Pk Volume	1014	1271	0	0	2285
Pk Hr Factor	0.892	0.969	0.000	0.000	0.940	Pk Hr Factor	0.935	0.932	0.000	0.000	0.933

VOLUME

El Camino Real Bet. Camino Vida Roble & Poinsettia Ln

Day: Thursday
Date: 10/28/2021City: Carlsbad
Project #: CA21_040160_008

DAILY TOTALS					NB	SB	EB	WB	Total		
					13,595	13,173	0	0	26,768		
AM Period	NB	SB	EB	WB	TOTAL	PM Period	NB	SB	EB	WB	TOTAL
0:00	14	14			28	12:00	196	232			428
0:15	15	12			27	12:15	213	211			424
0:30	10	5			15	12:30	223	227			450
0:45	7	46	6	37	13	12:45	223	855	196	866	419
1:00	4	4			8	13:00	206	215			421
1:15	8	5			13	13:15	234	214			448
1:30	8	9			17	13:30	274	239			513
1:45	1	21	7	25	8	13:45	220	934	248	916	468
2:00	7	1			8	14:00	231	251			482
2:15	3	4			7	14:15	253	233			486
2:30	2	6			8	14:30	253	283			536
2:45	3	15	7	18	10	14:45	254	991	288	1055	542
3:00	6	6			12	15:00	234	279			513
3:15	3	8			11	15:15	315	288			603
3:30	8	11			19	15:30	269	291			560
3:45	7	24	14	39	21	15:45	324	1142	324	1182	648
4:00	8	11			19	16:00	227	349			576
4:15	7	14			21	16:15	303	296			599
4:30	14	20			34	16:30	243	264			507
4:45	22	51	32	77	54	16:45	239	1012	309	1218	548
5:00	22	25			47	17:00	327	290			617
5:15	37	21			58	17:15	267	219			486
5:30	40	46			86	17:30	281	294			575
5:45	66	165	55	147	121	17:45	292	1167	223	1026	515
6:00	59	50			109	18:00	301	228			529
6:15	66	89			155	18:15	301	214			515
6:30	86	100			186	18:30	257	186			443
6:45	120	331	113	352	233	18:45	204	1063	159	787	363
7:00	132	155			287	19:00	198	144			342
7:15	185	158			343	19:15	156	149			305
7:30	199	221			420	19:30	172	150			322
7:45	313	829	243	777	556	19:45	122	648	105	548	227
8:00	278	230			508	20:00	112	83			195
8:15	262	286			548	20:15	89	82			171
8:30	249	257			506	20:30	74	93			167
8:45	257	1046	221	994	478	20:45	70	345	71	329	141
9:00	219	174			393	21:00	76	58			134
9:15	205	193			398	21:15	70	68			138
9:30	188	182			370	21:30	76	66			142
9:45	199	811	196	745	395	21:45	53	275	50	242	103
10:00	165	183			348	22:00	74	48			122
10:15	186	184			370	22:15	48	32			80
10:30	198	197			395	22:30	43	32			75
10:45	190	739	179	743	369	22:45	43	208	31	143	74
11:00	204	223			427	23:00	34	14			48
11:15	163	206			369	23:15	32	16			48
11:30	188	196			384	23:30	23	18			41
11:45	217	772	223	848	440	23:45	16	105	11	59	27
TOTALS	4850	4802			9652	TOTALS	8745	8371			17116
SPLIT %	50.2%	49.8%			36.1%	SPLIT %	51.1%	48.9%			63.9%

DAILY TOTALS					NB	SB	EB	WB	Total
					13,595	13,173	0	0	26,768

AM Peak Hour	7:45	7:45			7:45	PM Peak Hour	17:30	15:30			15:15
AM Pk Volume	1102	1016			2118	PM Pk Volume	1175	1260			2387
Pk Hr Factor	0.880	0.888			0.952	Pk Hr Factor	0.976	0.903			0.921
7 - 9 Volume	1875	1771	0	0	3646	4 - 6 Volume	2179	2244	0	0	4423
7 - 9 Peak Hour	7:45	7:45			7:45	4 - 6 Peak Hour	17:00	16:00			16:15
7 - 9 Pk Volume	1102	1016	0	0	2118	4 - 6 Pk Volume	1167	1218	0	0	2271
Pk Hr Factor	0.880	0.888	0.000	0.000	0.952	Pk Hr Factor	0.892	0.872	0.000	0.000	0.920

VOLUME

El Camino Real Bet. Camino Vida Roble & Poinsettia Ln

Day: Friday
Date: 10/29/2021City: Carlsbad
Project #: CA21_040160_008

DAILY TOTALS					NB	SB	EB	WB	Total		
					13,745	14,136	0	0	27,881		
AM Period	NB	SB	EB	WB	TOTAL	PM Period	NB	SB	EB	WB	TOTAL
0:00	8	14			22	12:00	230	247			477
0:15	17	5			22	12:15	231	228			459
0:30	9	16			25	12:30	205	238			443
0:45	8	42	11	46	19 88	12:45	252	918	239	952	491 1870
1:00	4	6			10	13:00	230	283			513
1:15	3	5			8	13:15	226	266			492
1:30	4	4			8	13:30	251	254			505
1:45	1	12	6	21	7 33	13:45	255	962	293	1096	548 2058
2:00	2	5			7	14:00	256	265			521
2:15	6	3			9	14:15	269	293			562
2:30	5	4			9	14:30	261	293			554
2:45	9	22	7	19	16 41	14:45	247	1033	355	1206	602 2239
3:00	2	5			7	15:00	292	383			675
3:15	1	7			8	15:15	281	339			620
3:30	6	9			15	15:30	300	396			696
3:45	9	18	7	28	16 46	15:45	280	1153	399	1517	679 2670
4:00	5	8			13	16:00	287	407			694
4:15	7	10			17	16:15	295	335			630
4:30	18	24			42	16:30	279	325			604
4:45	22	52	29	71	51 123	16:45	283	1144	318	1385	601 2529
5:00	20	21			41	17:00	290	268			558
5:15	30	31			61	17:15	302	240			542
5:30	44	38			82	17:30	261	271			532
5:45	60	154	51	141	111 295	17:45	277	1130	266	1045	543 2175
6:00	52	59			111	18:00	279	219			498
6:15	71	67			138	18:15	257	200			457
6:30	77	105			182	18:30	204	173			377
6:45	108	308	124	355	232 663	18:45	219	959	144	736	363 1695
7:00	125	148			273	19:00	182	165			347
7:15	167	178			345	19:15	178	139			317
7:30	198	232			430	19:30	141	137			278
7:45	280	770	188	746	468 1516	19:45	136	637	126	567	262 1204
8:00	269	197			466	20:00	110	87			197
8:15	292	222			514	20:15	111	69			180
8:30	247	250			497	20:30	77	91			168
8:45	183	991	198	867	381 1858	20:45	88	386	80	327	168 713
9:00	174	178			352	21:00	103	78			181
9:15	176	207			383	21:15	80	67			147
9:30	179	187			366	21:30	65	70			135
9:45	209	738	203	775	412 1513	21:45	71	319	63	278	134 597
10:00	174	183			357	22:00	66	55			121
10:15	168	200			368	22:15	53	53			106
10:30	196	199			395	22:30	64	59			123
10:45	204	742	186	768	390 1510	22:45	55	238	35	202	90 440
11:00	207	206			413	23:00	55	37			92
11:15	208	203			411	23:15	35	40			75
11:30	224	232			456	23:30	39	24			63
11:45	232	871	230	871	462 1742	23:45	17	146	16	117	33 263
TOTALS	4720	4708			9428	TOTALS	9025	9428			18453
SPLIT %	50.1%	49.9%			33.8%	SPLIT %	48.9%	51.1%			66.2%

DAILY TOTALS					NB	SB	EB	WB	Total
					13,745	14,136	0	0	27,881

AM Peak Hour	7:45	11:45			7:45	PM Peak Hour	15:30	15:15			15:30
AM Pk Volume	1088	943			1945	PM Pk Volume	1162	1541			2699
Pk Hr Factor	0.932	0.954			0.946	Pk Hr Factor	0.968	0.947			0.969
7 - 9 Volume	1761	1613	0	0	3374	4 - 6 Volume	2274	2430	0	0	4704
7 - 9 Peak Hour	7:45	8:00			7:45	4 - 6 Peak Hour	16:30	16:00			16:00
7 - 9 Pk Volume	1088	867	0	0	1945	4 - 6 Pk Volume	1154	1385	0	0	2529
Pk Hr Factor	0.932	0.867	0.000	0.000	0.946	Pk Hr Factor	0.955	0.851	0.000	0.000	0.911

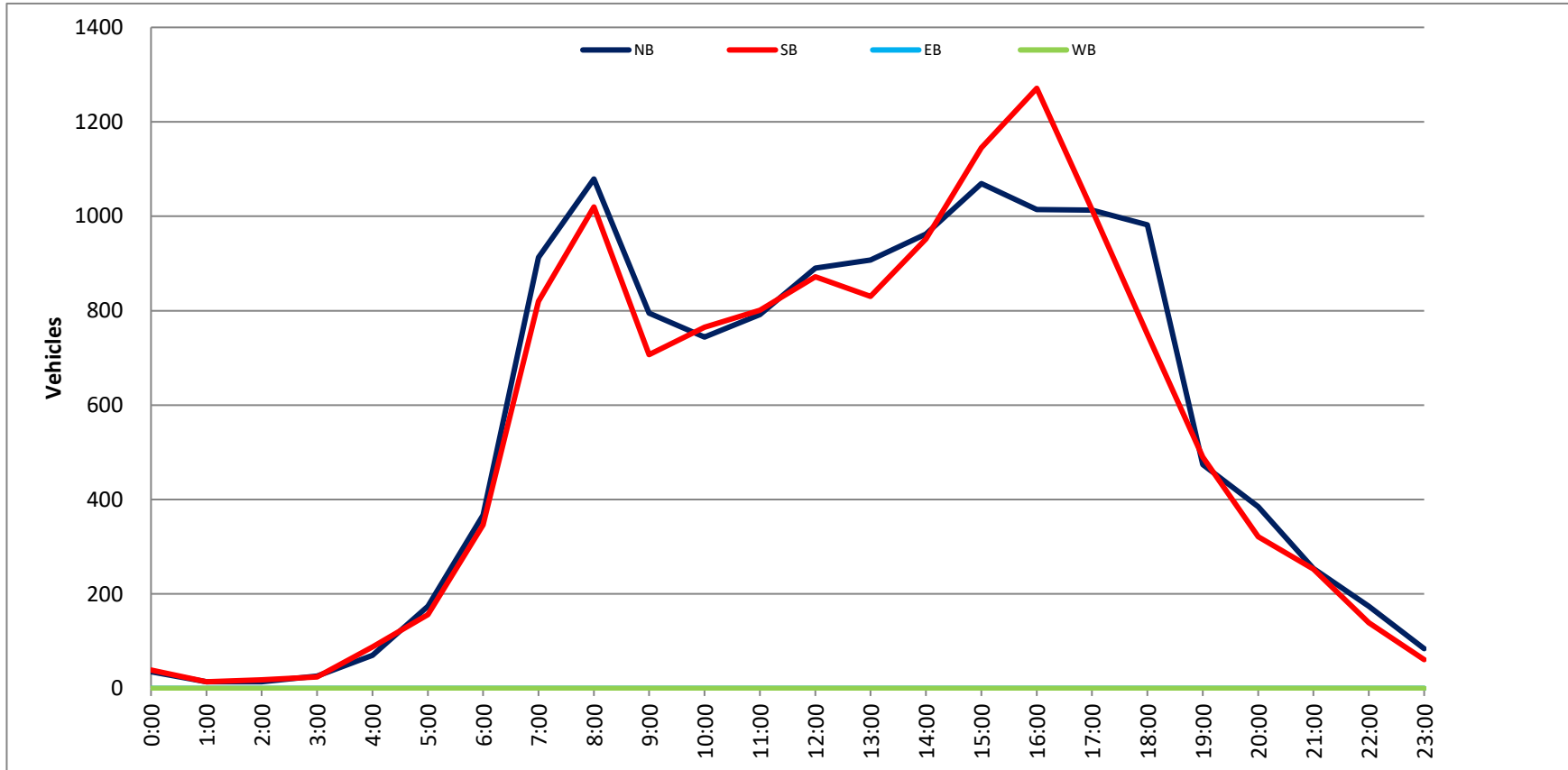
Prepared by NDS/ATD

Project #: CA21_040160_008

City: Carlsbad

Location: El Camino Real Bet. Camino Vida Roble &

Date: 10/27/2021



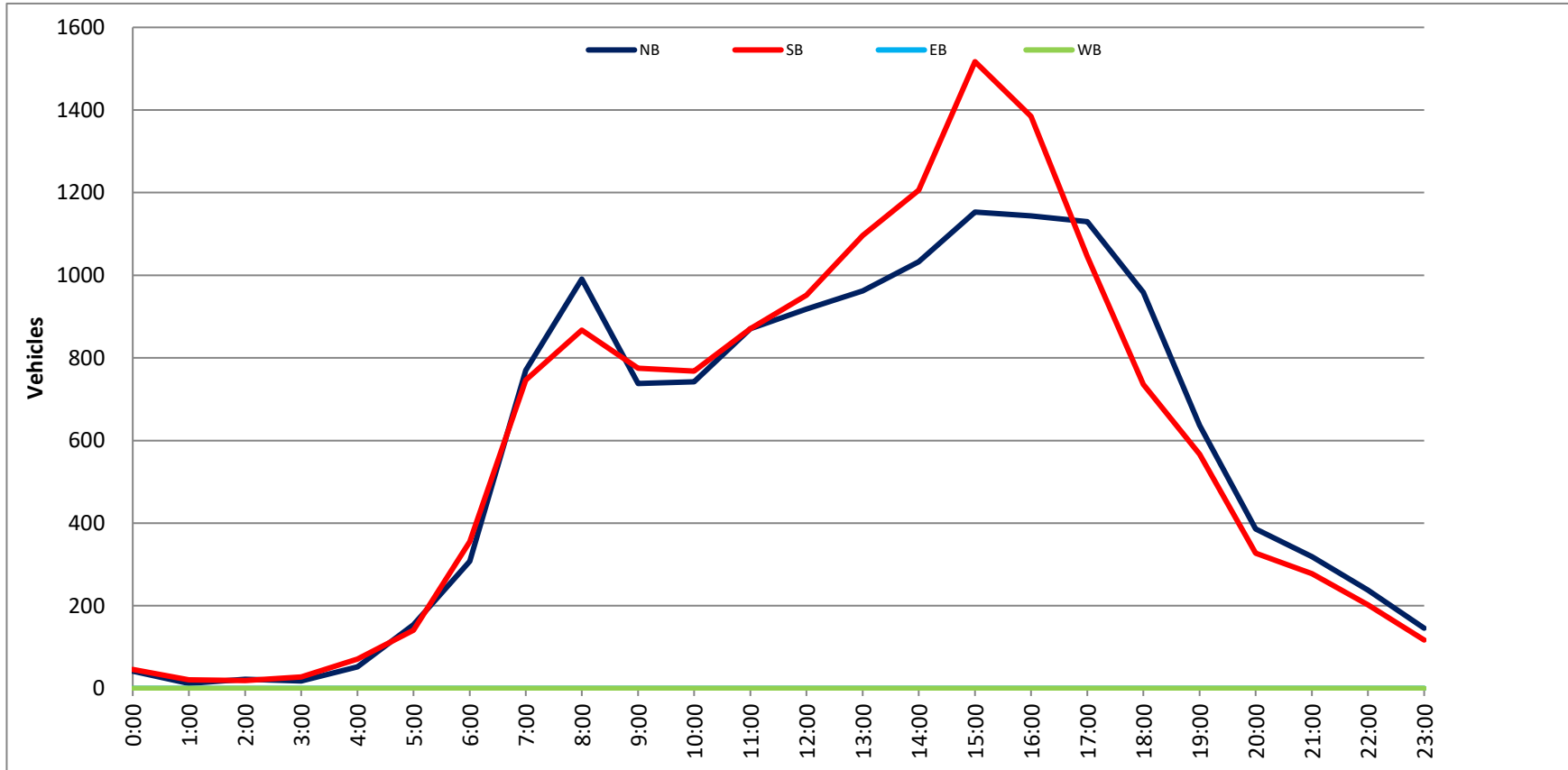


Project #: CA21_040160_008

City: Carlsbad

Location: El Camino Real Bet. Camino Vida Roble &

Date: 10/29/2021



VOLUME

El Camino Real Bet. Poinsettia Ln & Aviara Pkwy/Alga Rd

Day: Wednesday
Date: 10/27/2021

City: Carlsbad
Project #: CA21_040160_009

DAILY TOTALS					NB	SB	EB	WB	Total		
					17,339	14,515	0	0	31,854		
AM Period	NB	SB	EB	WB	TOTAL	PM Period	NB	SB	EB	WB	TOTAL
0:00	13	15			28	12:00	230	238			468
0:15	7	9			16	12:15	284	261			545
0:30	10	8			18	12:30	289	226			515
0:45	12	42	13	45	25 87	12:45	301	1104	208	933	509 2037
1:00	9	4			13	13:00	264	215			479
1:15	2	6			8	13:15	315	231			546
1:30	5	6			11	13:30	279	248			527
1:45	3	19	2	18	5 37	13:45	293	1151	258	952	551 2103
2:00	6	1			7	14:00	275	232			507
2:15	1	4			5	14:15	348	240			588
2:30	5	3			8	14:30	323	331			654
2:45	6	18	10	18	16 36	14:45	327	1273	278	1081	605 2354
3:00	6	5			11	15:00	317	342			659
3:15	7	6			13	15:15	387	287			674
3:30	6	9			15	15:30	364	291			655
3:45	11	30	12	32	23 62	15:45	361	1429	393	1313	754 2742
4:00	14	16			30	16:00	377	396			773
4:15	10	16			26	16:15	361	336			697
4:30	21	36			57	16:30	377	349			726
4:45	32	77	45	113	77 190	16:45	375	1490	274	1355	649 2845
5:00	27	33			60	17:00	363	237			600
5:15	46	33			79	17:15	347	167			514
5:30	59	69			128	17:30	401	205			606
5:45	60	192	83	218	143 410	17:45	413	1524	183	792	596 2316
6:00	86	86			172	18:00	365	182			547
6:15	92	103			195	18:15	350	258			608
6:30	122	134			256	18:30	322	209			531
6:45	167	467	157	480	324 947	18:45	314	1351	226	875	540 2226
7:00	173	159			332	19:00	211	165			376
7:15	216	189			405	19:15	166	158			324
7:30	316	240			556	19:30	156	148			304
7:45	372	1077	283	871	655 1948	19:45	135	668	105	576	240 1244
8:00	367	305			672	20:00	128	116			244
8:15	361	322			683	20:15	117	121			238
8:30	319	307			626	20:30	122	93			215
8:45	322	1369	225	1159	547 2528	20:45	96	463	60	390	156 853
9:00	232	230			462	21:00	92	110			202
9:15	274	233			507	21:15	86	71			157
9:30	251	230			481	21:30	78	60			138
9:45	244	1001	223	916	467 1917	21:45	63	319	63	304	126 623
10:00	218	251			469	22:00	69	54			123
10:15	213	211			424	22:15	73	51			124
10:30	233	210			443	22:30	62	38			100
10:45	255	919	233	905	488 1824	22:45	27	231	22	165	49 396
11:00	225	221			446	23:00	38	22			60
11:15	264	248			512	23:15	27	23			50
11:30	266	221			487	23:30	23	15			38
11:45	261	1016	243	933	504 1949	23:45	21	109	11	71	32 180
TOTALS	6227		5708		11935	TOTALS	11112		8807		19919
SPLIT %	52.2%		47.8%		37.5%	SPLIT %	55.8%		44.2%		62.5%

DAILY TOTALS					NB	SB	EB	WB	Total
					17,339	14,515	0	0	31,854

AM Peak Hour	7:45	7:45			7:45	PM Peak Hour	17:30	15:45			15:45
AM Pk Volume	1419	1217			2636	PM Pk Volume	1529	1474			2950
Pk Hr Factor	0.954	0.945			0.965	Pk Hr Factor	0.926	0.931			0.954
7 - 9 Volume	2446	2030	0	0	4476	4 - 6 Volume	3014	2147	0	0	5161
7 - 9 Peak Hour	7:45	7:45			7:45	4 - 6 Peak Hour	17:00	16:00			16:00
7 - 9 Pk Volume	1419	1217	0	0	2636	4 - 6 Pk Volume	1524	1355	0	0	2845
Pk Hr Factor	0.954	0.945	0.000	0.000	0.965	Pk Hr Factor	0.923	0.855	0.000	0.000	0.920

VOLUME

El Camino Real Bet. Poinsettia Ln & Aviara Pkwy/Alga Rd

Day: Thursday
Date: 10/28/2021City: Carlsbad
Project #: CA21_040160_009

DAILY TOTALS					NB	SB	EB	WB	Total		
					18,075	14,705	0	0	32,780		
AM Period	NB	SB	EB	WB	TOTAL	PM Period	NB	SB	EB	WB	TOTAL
0:00	18	14			32	12:00	254	246			500
0:15	17	11			28	12:15	297	213			510
0:30	15	6			21	12:30	292	252			544
0:45	5	55	5	36	10	12:45	295	1138	223	934	518
1:00	5	3			8	13:00	275	231			506
1:15	9	8			17	13:15	287	262			549
1:30	9	11			20	13:30	333	258			591
1:45	2	25	9	31	11	13:45	274	1169	277	1028	551
2:00	7	1			8	14:00	300	293			593
2:15	4	4			8	14:15	345	256			601
2:30	3	7			10	14:30	360	302			662
2:45	3	17	7	19	10	14:45	359	1364	307	1158	666
3:00	1	1			2	15:00	340	338			678
3:15	4	6			10	15:15	404	363			767
3:30	7	8			15	15:30	362	334			696
3:45	4	16	12	27	16	15:45	420	1526	328	1363	748
4:00	7	13			20	16:00	355	367			722
4:15	9	15			24	16:15	432	327			759
4:30	19	26			45	16:30	353	285			638
4:45	23	58	41	95	64	16:45	380	1520	267	1246	647
5:00	21	33			54	17:00	491	215			706
5:15	41	26			67	17:15	395	192			587
5:30	47	66			113	17:30	412	196			608
5:45	78	187	67	192	145	17:45	425	1723	199	802	624
6:00	67	74			141	18:00	404	191			595
6:15	82	126			208	18:15	386	207			593
6:30	104	145			249	18:30	349	209			558
6:45	145	398	149	494	294	18:45	320	1459	189	796	509
7:00	180	171			351	19:00	297	180			477
7:15	233	186			419	19:15	232	205			437
7:30	258	272			530	19:30	226	186			412
7:45	377	1048	255	884	632	19:45	164	919	143	714	307
8:00	371	297			668	20:00	152	105			257
8:15	340	317			657	20:15	136	113			249
8:30	278	315			593	20:30	110	114			224
8:45	319	1308	243	1172	562	20:45	108	506	102	434	210
9:00	256	214			470	21:00	98	75			173
9:15	260	223			483	21:15	87	95			182
9:30	243	219			462	21:30	97	71			168
9:45	243	1002	233	889	476	21:45	73	355	60	301	133
10:00	200	228			428	22:00	88	68			156
10:15	243	226			469	22:15	56	29			85
10:30	259	238			497	22:30	46	40			86
10:45	235	937	193	885	428	22:45	52	242	33	170	85
11:00	255	263			518	23:00	41	21			62
11:15	224	228			452	23:15	37	22			59
11:30	254	222			476	23:30	24	20			44
11:45	250	983	248	961	498	23:45	18	120	11	74	29
TOTALS	6034	5685			11719	TOTALS	12041	9020			21061
SPLIT %	51.5%	48.5%			35.8%	SPLIT %	57.2%	42.8%			64.2%

DAILY TOTALS					NB	SB	EB	WB	Total
					18,075	14,705	0	0	32,780
AM Peak Hour	7:45	7:45			7:45	PM Peak Hour	17:00	15:15	15:15
AM Pk Volume	1366	1184			2550	PM Pk Volume	1723	1392	2933
Pk Hr Factor	0.906	0.934			0.954	Pk Hr Factor	0.877	0.948	0.956
7 - 9 Volume	2356	2056	0	0	4412	4 - 6 Volume	3243	2048	0
7 - 9 Peak Hour	7:45	7:45			7:45	4 - 6 Peak Hour	17:00	16:00	0
7 - 9 Pk Volume	1366	1184	0	0	2550	4 - 6 Pk Volume	1723	1246	0
Pk Hr Factor	0.906	0.934	0.000	0.000	0.954	Pk Hr Factor	0.877	0.849	0.000

VOLUME

El Camino Real Bet. Poinsettia Ln & Aviara Pkwy/Alga Rd

Day: Friday
Date: 10/29/2021City: Carlsbad
Project #: CA21_040160_009

DAILY TOTALS					NB	SB	EB	WB	Total			
					18,527	16,107	0	0	34,634			
AM Period	NB	SB	EB	WB	TOTAL	PM Period	NB	SB	EB	WB	TOTAL	
0:00	13	9			22	12:00	298	253			551	
0:15	5	16			21	12:15	284	265			549	
0:30	16	8			24	12:30	258	253			511	
0:45	14	48	11	44	25	12:45	303	1143	264	1035	567	2178
1:00	6	4			10	13:00	287	279			566	
1:15	6	5			11	13:15	294	280			574	
1:30	5	4			9	13:30	325	258			583	
1:45	9	26	1	14	10	13:45	338	1244	315	1132	653	2376
2:00	5	1			6	14:00	343	305			648	
2:15	2	10			12	14:15	325	310			635	
2:30	4	6			10	14:30	372	331			703	
2:45	8	19	9	26	17	14:45	374	1414	381	1327	755	2741
3:00	6	2			8	15:00	354	408			762	
3:15	8	0			8	15:15	367	389			756	
3:30	14	6			20	15:30	436	379			815	
3:45	8	36	12	20	20	15:45	373	1530	376	1552	749	3082
4:00	10	7			17	16:00	393	410			803	
4:15	19	9			28	16:15	440	344			784	
4:30	28	19			47	16:30	412	324			736	
4:45	35	92	23	58	58	16:45	452	1697	307	1385	759	3082
5:00	30	17			47	17:00	391	251			642	
5:15	39	37			76	17:15	407	245			652	
5:30	53	49			102	17:30	372	230			602	
5:45	75	197	75	178	150	17:45	405	1575	205	931	610	2506
6:00	76	66			142	18:00	379	207			586	
6:15	99	89			188	18:15	303	209			512	
6:30	140	95			235	18:30	334	230			564	
6:45	170	485	142	392	312	18:45	360	1376	229	875	589	2251
7:00	211	156			367	19:00	237	253			490	
7:15	281	202			483	19:15	173	271			444	
7:30	336	220			556	19:30	164	219			383	
7:45	335	1163	214	792	549	19:45	161	735	199	942	360	1677
8:00	358	224			582	20:00	139	157			296	
8:15	353	283			636	20:15	108	176			284	
8:30	297	291			588	20:30	126	103			229	
8:45	309	1317	261	1059	570	20:45	136	509	114	550	250	1059
9:00	301	226			527	21:00	104	131			235	
9:15	280	236			516	21:15	94	108			202	
9:30	254	226			480	21:30	91	82			173	
9:45	260	1095	253	941	513	21:45	88	377	97	418	185	795
10:00	227	250			477	22:00	70	79			149	
10:15	217	244			461	22:15	72	74			146	
10:30	251	256			507	22:30	67	82			149	
10:45	260	955	215	965	475	22:45	41	250	57	292	98	542
11:00	271	229			500	23:00	45	70			115	
11:15	256	246			502	23:15	46	47			93	
11:30	281	270			551	23:30	26	48			74	
11:45	298	1106	247	992	545	23:45	21	138	22	187	43	325
TOTALS	6539	5481			12020	TOTALS	11988	10626			22614	
SPLIT %	54.4%	45.6%			34.7%	SPLIT %	53.0%	47.0%			65.3%	

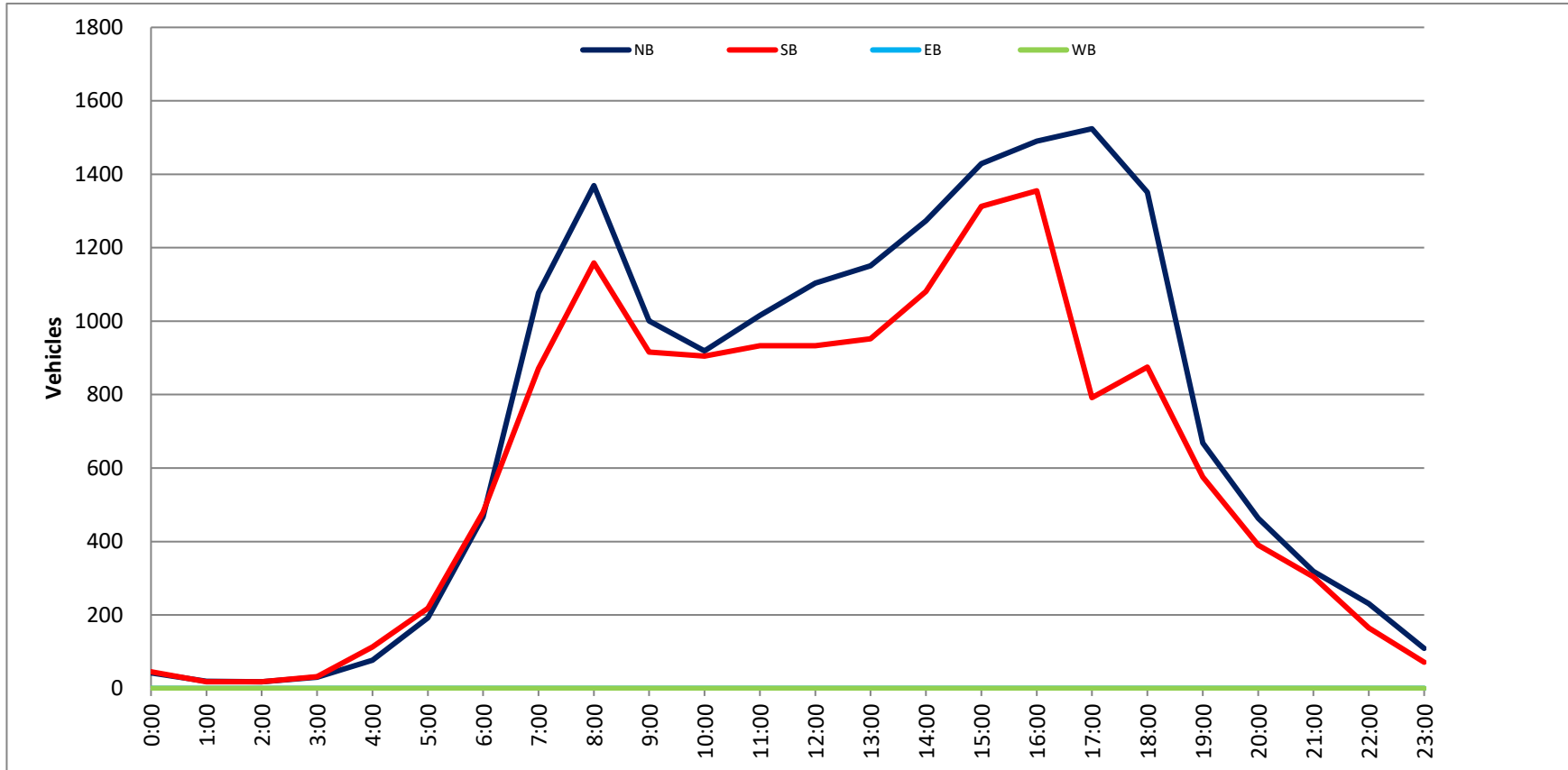
DAILY TOTALS					NB	SB	EB	WB	Total		
					18,527	16,107	0	0	34,634		
AM Peak Hour	7:30	8:15			8:00	PM Peak Hour	16:00	14:45		15:30	
AM Pk Volume	1382	1061			2376	PM Pk Volume	1697	1557		3151	
Pk Hr Factor	0.965	0.912			0.934	Pk Hr Factor	0.939	0.954		0.967	
7 - 9 Volume	2480	1851	0	0	4331	4 - 6 Volume	3272	2316	0	0	5588
7 - 9 Peak Hour	7:30	8:00			8:00	4 - 6 Peak Hour	16:00	16:00			16:00
7 - 9 Pk Volume	1382	1059	0	0	2376	4 - 6 Pk Volume	1697	1385	0	0	3082
Pk Hr Factor	0.965	0.910	0.000	0.000	0.934	Pk Hr Factor	0.939	0.845	0.000	0.000	0.960

Project #: CA21_040160_009

City: Carlsbad

Location: El Camino Real Bet. Poinsettia Ln & Aviara

Date: 10/27/2021

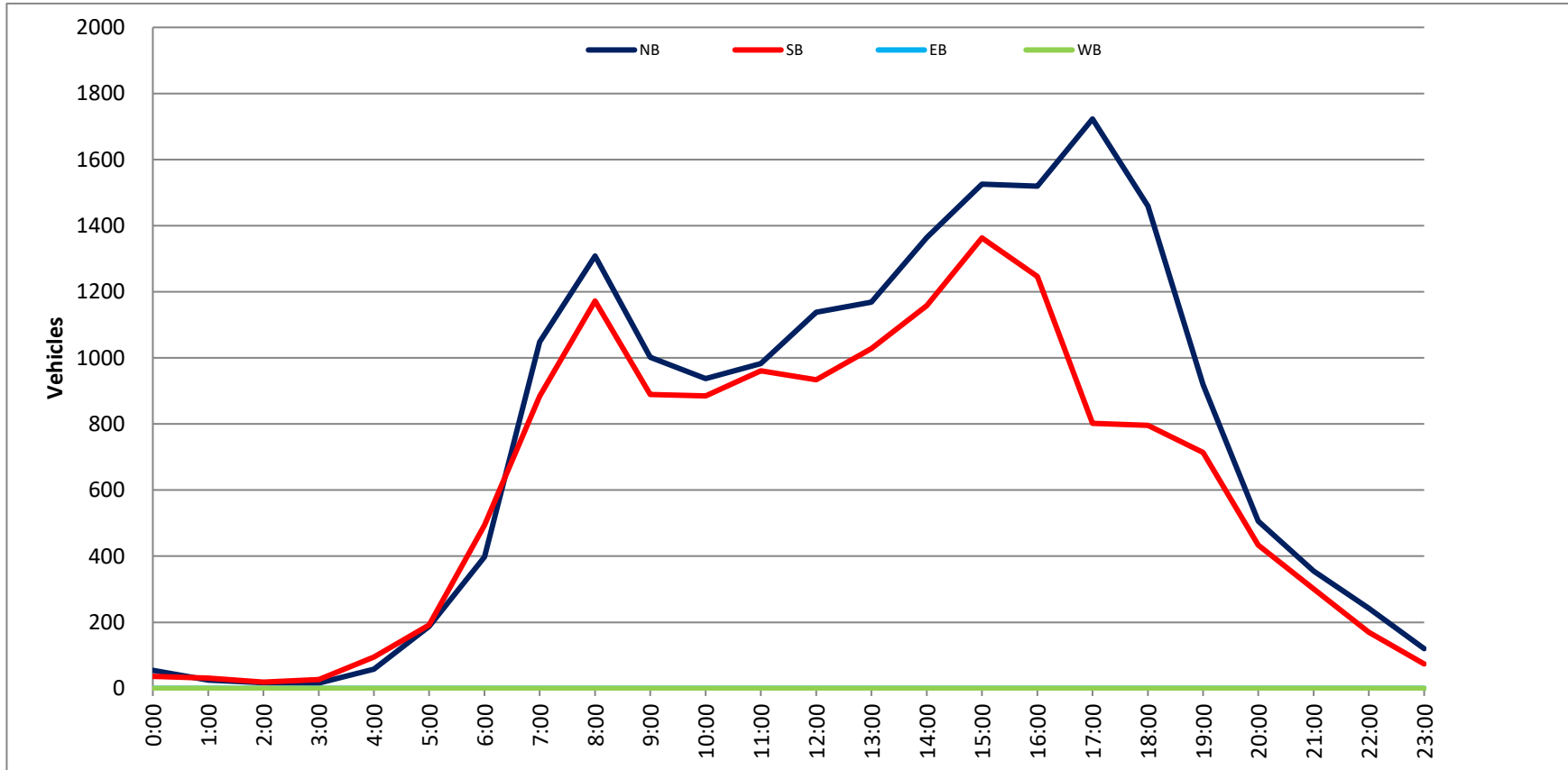


Project #: CA21_040160_009

City: Carlsbad

Location: El Camino Real Bet. Poinsettia Ln & Aviara

Date: 10/28/2021

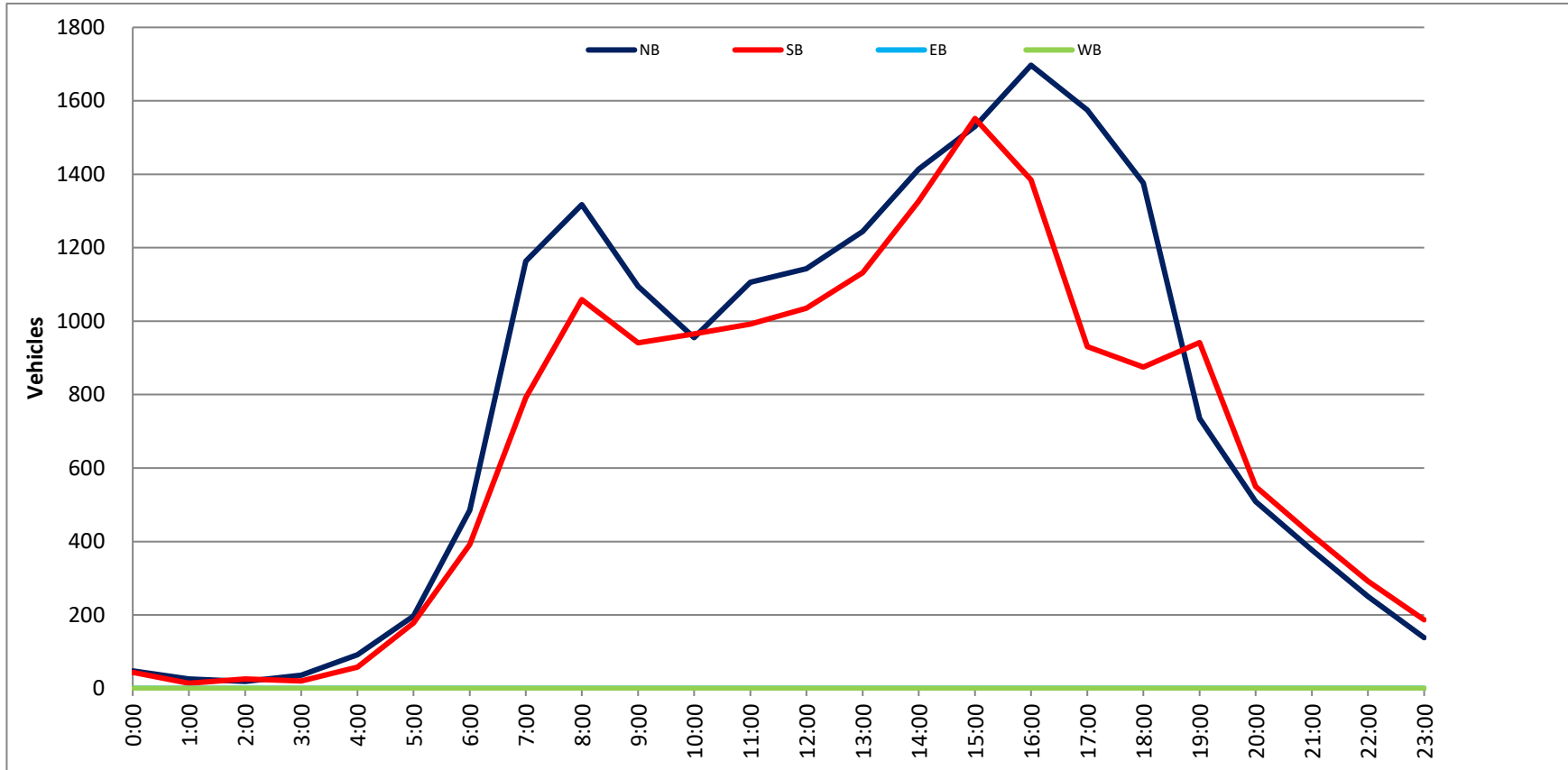


Project #: CA21_040160_009

City: Carlsbad

Location: El Camino Real Bet. Poinsettia Ln & Aviara

Date: 10/29/2021



VOLUME

El Camino Real Bet. Aviara Pkwy/Alga Rd & La Costa Ave

Day: Wednesday
Date: 10/27/2021City: Carlsbad
Project #: CA21_040160_010

DAILY TOTALS					NB	SB	EB	WB	Total		
					21,308	22,073	0	0	43,381		
AM Period	NB	SB	EB	WB	TOTAL	PM Period	NB	SB	EB	WB	TOTAL
0:00	22	10			32	12:00	307	330			637
0:15	14	9			23	12:15	368	344			712
0:30	23	12			35	12:30	318	339			657
0:45	12	71	10	41	22	12:45	377	1370	366	1379	743
1:00	8	6			14	13:00	361	348			709
1:15	10	3			13	13:15	346	387			733
1:30	10	9			19	13:30	341	352			693
1:45	8	36	6	24	14	13:45	353	1401	391	1478	744
2:00	7	3			10	14:00	346	452			798
2:15	8	1			9	14:15	385	408			793
2:30	2	7			9	14:30	359	422			781
2:45	12	29	3	14	15	14:45	413	1503	481	1763	894
3:00	7	8			15	15:00	403	406			809
3:15	9	10			19	15:15	457	442			899
3:30	11	10			21	15:30	442	505			947
3:45	15	42	14	42	29	15:45	456	1758	466	1819	922
4:00	10	16			26	16:00	433	456			889
4:15	9	17			26	16:15	463	522			985
4:30	23	22			45	16:30	450	451			901
4:45	32	74	55	110	87	16:45	376	1722	409	1838	785
5:00	32	29			61	17:00	391	406			797
5:15	46	39			85	17:15	424	487			911
5:30	67	55			122	17:30	477	466			943
5:45	78	223	91	214	169	17:45	505	1797	441	1800	946
6:00	86	110			196	18:00	420	385			805
6:15	96	105			201	18:15	498	366			864
6:30	145	122			267	18:30	503	302			805
6:45	198	525	130	467	328	18:45	449	1870	287	1340	736
7:00	187	280			467	19:00	321	198			519
7:15	250	368			618	19:15	407	214			621
7:30	267	404			671	19:30	240	202			442
7:45	327	1031	456	1508	783	19:45	235	1203	166	780	401
8:00	388	438			826	20:00	198	125			323
8:15	355	477			832	20:15	231	133			364
8:30	254	511			765	20:30	192	108			300
8:45	306	1303	503	1929	809	20:45	190	811	115	481	305
9:00	271	412			683	21:00	142	104			246
9:15	299	349			648	21:15	131	89			220
9:30	287	344			631	21:30	115	80			195
9:45	293	1150	355	1460	648	21:45	110	498	78	351	188
10:00	289	333			622	22:00	109	77			186
10:15	240	346			586	22:15	99	46			145
10:30	315	353			668	22:30	68	45			113
10:45	293	1137	366	1398	659	22:45	59	335	41	209	100
11:00	266	388			654	23:00	55	27			82
11:15	320	368			688	23:15	42	21			63
11:30	332	400			732	23:30	27	12			39
11:45	344	1262	397	1553	741	23:45	33	157	15	75	48
TOTALS	6883	8760			15643	TOTALS	14425	13313			27738
SPLIT %	44.0%	56.0%			36.1%	SPLIT %	52.0%	48.0%			63.9%

DAILY TOTALS					NB	SB	EB	WB	Total		
					21,308	22,073	0	0	43,381		
AM Peak Hour	11:30	8:00			8:00	PM Peak Hour	17:45	15:30	15:30		
AM Pk Volume	1351	1929			3232	PM Pk Volume	1926	1949	3743		
Pk Hr Factor	0.918	0.944			0.971	Pk Hr Factor	0.953	0.933	0.950		
7 - 9 Volume	2334	3437	0	0	5771	4 - 6 Volume	3519	3638	0	0	7157
7 - 9 Peak Hour	7:30	8:00			8:00	4 - 6 Peak Hour	17:00	16:00			17:00
7 - 9 Pk Volume	1337	1929	0	0	3232	4 - 6 Pk Volume	1797	1838	0	0	3597
Pk Hr Factor	0.861	0.944	0.000	0.000	0.971	Pk Hr Factor	0.890	0.880	0.000	0.000	0.951

VOLUME

El Camino Real Bet. Aviara Pkwy/Alga Rd & La Costa Ave

Day: Thursday
Date: 10/28/2021City: Carlsbad
Project #: CA21_040160_010

DAILY TOTALS					NB	SB	EB	WB	Total		
					21,469	22,324	0	0	43,793		
AM Period	NB	SB	EB	WB	TOTAL	PM Period	NB	SB	EB	WB	TOTAL
0:00	38	13			51	12:00	332	358			690
0:15	31	16			47	12:15	291	378			669
0:30	19	8			27	12:30	347	335			682
0:45	9	97	3	40	12	12:45	352	1322	379	1450	731
1:00	8	5			13	13:00	326	335			661
1:15	10	8			18	13:15	379	391			770
1:30	7	6			13	13:30	376	368			744
1:45	4	29	10	29	14	13:45	361	1442	374	1468	735
2:00	5	5			10	14:00	335	470			805
2:15	3	2			5	14:15	386	425			811
2:30	7	4			11	14:30	390	406			796
2:45	2	17	9	20	11	14:45	460	1571	497	1798	957
3:00	4	6			10	15:00	435	416			851
3:15	6	4			10	15:15	447	475			922
3:30	3	6			9	15:30	437	528			965
3:45	4	17	15	31	19	15:45	466	1785	457	1876	923
4:00	11	14			25	16:00	455	437			892
4:15	15	16			31	16:15	432	542			974
4:30	21	29			50	16:30	440	419			859
4:45	28	75	46	105	74	16:45	395	1722	432	1830	827
5:00	32	45			77	17:00	424	428			852
5:15	41	35			76	17:15	482	477			959
5:30	77	57			134	17:30	523	487			1010
5:45	90	240	74	211	164	17:45	495	1924	465	1857	960
6:00	74	85			159	18:00	495	403			898
6:15	109	113			222	18:15	397	375			772
6:30	128	120			248	18:30	589	307			896
6:45	194	505	103	421	297	18:45	436	1917	299	1384	735
7:00	188	294			482	19:00	442	207			649
7:15	234	389			623	19:15	343	225			568
7:30	255	416			671	19:30	330	197			527
7:45	335	1012	441	1540	776	19:45	236	1351	177	806	413
8:00	330	473			803	20:00	269	119			388
8:15	387	469			856	20:15	216	130			346
8:30	239	502			741	20:30	164	118			282
8:45	263	1219	471	1915	734	20:45	178	827	106	473	284
9:00	271	391			662	21:00	170	93			263
9:15	272	356			628	21:15	160	88			248
9:30	281	354			635	21:30	121	83			204
9:45	283	1107	363	1464	646	21:45	105	556	82	346	187
10:00	263	329			592	22:00	75	83			158
10:15	266	359			625	22:15	51	52			103
10:30	318	347			665	22:30	56	42			98
10:45	293	1140	371	1406	664	22:45	38	220	38	215	76
11:00	309	378			687	23:00	30	22			52
11:15	283	377			660	23:15	20	24			44
11:30	349	406			755	23:30	18	15			33
11:45	349	1290	400	1561	749	23:45	16	84	17	78	33
TOTALS	6748	8743			15491	TOTALS	14721	13581			28302
SPLIT %	43.6%	56.4%			35.4%	SPLIT %	52.0%	48.0%			64.6%

DAILY TOTALS					NB	SB	EB	WB	Total
					21,469	22,324	0	0	43,793
AM Peak Hour	11:30	8:00			7:45	PM Peak Hour	17:15	15:30	17:15
AM Pk Volume	1321	1915			3176	PM Pk Volume	1995	1964	3827
Pk Hr Factor	0.946	0.954			0.928	Pk Hr Factor	0.954	0.906	0.947
7 - 9 Volume	2231	3455	0	0	5686	4 - 6 Volume	3646	3687	7333
7 - 9 Peak Hour	7:30	8:00			7:45	4 - 6 Peak Hour	17:00	17:00	17:00
7 - 9 Pk Volume	1307	1915	0	0	3176	4 - 6 Pk Volume	1924	1857	3781
Pk Hr Factor	0.844	0.954	0.000	0.000	0.928	Pk Hr Factor	0.920	0.953	0.936

VOLUME

El Camino Real Bet. Aviara Pkwy/Alga Rd & La Costa Ave

Day: Friday
Date: 10/29/2021City: Carlsbad
Project #: CA21_040160_010

DAILY TOTALS					NB	SB	EB	WB	Total		
					22,356	24,088	0	0	46,444		
AM Period	NB	SB	EB	WB	TOTAL	PM Period	NB	SB	EB	WB	TOTAL
0:00	16	22			38	12:00	353	409			762
0:15	21	7			28	12:15	336	419			755
0:30	19	9			28	12:30	385	433			818
0:45	10	66	6	44	16 110	12:45	350	1424	406	1667	756 3091
1:00	9	6			15	13:00	378	415			793
1:15	8	10			18	13:15	372	447			819
1:30	3	5			8	13:30	411	400			811
1:45	7	27	10	31	17 58	13:45	371	1532	410	1672	781 3204
2:00	9	5			14	14:00	400	428			828
2:15	9	5			14	14:15	416	414			830
2:30	6	3			9	14:30	381	479			860
2:45	7	31	4	17	11 48	14:45	468	1665	508	1829	976 3494
3:00	4	5			9	15:00	446	468			914
3:15	4	7			11	15:15	461	598			1059
3:30	7	9			16	15:30	509	570			1079
3:45	14	29	14	35	28 64	15:45	486	1902	538	2174	1024 4076
4:00	8	16			24	16:00	489	509			998
4:15	11	16			27	16:15	453	510			963
4:30	22	29			51	16:30	465	582			1047
4:45	27	68	36	97	63 165	16:45	418	1825	514	2115	932 3940
5:00	29	36			65	17:00	432	440			872
5:15	34	50			84	17:15	493	503			996
5:30	53	66			119	17:30	448	492			940
5:45	80	196	80	232	160 428	17:45	467	1840	433	1868	900 3708
6:00	77	113			190	18:00	458	387			845
6:15	100	129			229	18:15	402	397			799
6:30	120	183			303	18:30	413	321			734
6:45	182	479	181	606	363 1085	18:45	483	1756	240	1345	723 3101
7:00	163	242			405	19:00	390	217			607
7:15	213	310			523	19:15	396	260			656
7:30	226	333			559	19:30	300	234			534
7:45	321	923	468	1353	789 2276	19:45	266	1352	240	951	506 2303
8:00	351	416			767	20:00	225	219			444
8:15	363	417			780	20:15	225	135			360
8:30	314	450			764	20:30	170	145			315
8:45	316	1344	428	1711	744 3055	20:45	175	795	184	683	359 1478
9:00	321	377			698	21:00	177	155			332
9:15	304	353			657	21:15	146	131			277
9:30	301	392			693	21:30	118	126			244
9:45	278	1204	368	1490	646 2694	21:45	136	577	107	519	243 1096
10:00	288	383			671	22:00	137	102			239
10:15	294	383			677	22:15	118	93			211
10:30	296	397			693	22:30	103	78			181
10:45	371	1249	383	1546	754 2795	22:45	87	445	62	335	149 780
11:00	322	373			695	23:00	99	47			146
11:15	323	402			725	23:15	62	54			116
11:30	360	419			779	23:30	67	43			110
11:45	347	1352	406	1600	753 2952	23:45	47	275	24	168	71 443
TOTALS	6968	8762			15730	TOTALS	15388	15326			30714
SPLIT %	44.3%	55.7%			33.9%	SPLIT %	50.1%	49.9%			66.1%

DAILY TOTALS					NB	SB	EB	WB	Total
					22,356	24,088	0	0	46,444
AM Peak Hour	11:45	7:45			7:45	PM Peak Hour	15:15	15:15	15:15
AM Pk Volume	1421	1751			3100	PM Pk Volume	1945	2215	4160
Pk Hr Factor	0.923	0.935			0.982	Pk Hr Factor	0.955	0.926	0.964
7 - 9 Volume	2267	3064	0	0	5331	4 - 6 Volume	3665	3983	0 0 7648
7 - 9 Peak Hour	7:45	7:45			7:45	4 - 6 Peak Hour	17:00	16:00	16:00
7 - 9 Pk Volume	1349	1751	0	0	3100	4 - 6 Pk Volume	1840	2115	0 0 3940
Pk Hr Factor	0.929	0.935	0.000	0.000	0.982	Pk Hr Factor	0.933	0.909	0.000 0.000 0.941

Project #: CA21_040160_010

City: Carlsbad

Location: El Camino Real Bet. Aviara Pkwy/Alga Rd & La

Date: 10/27/2021

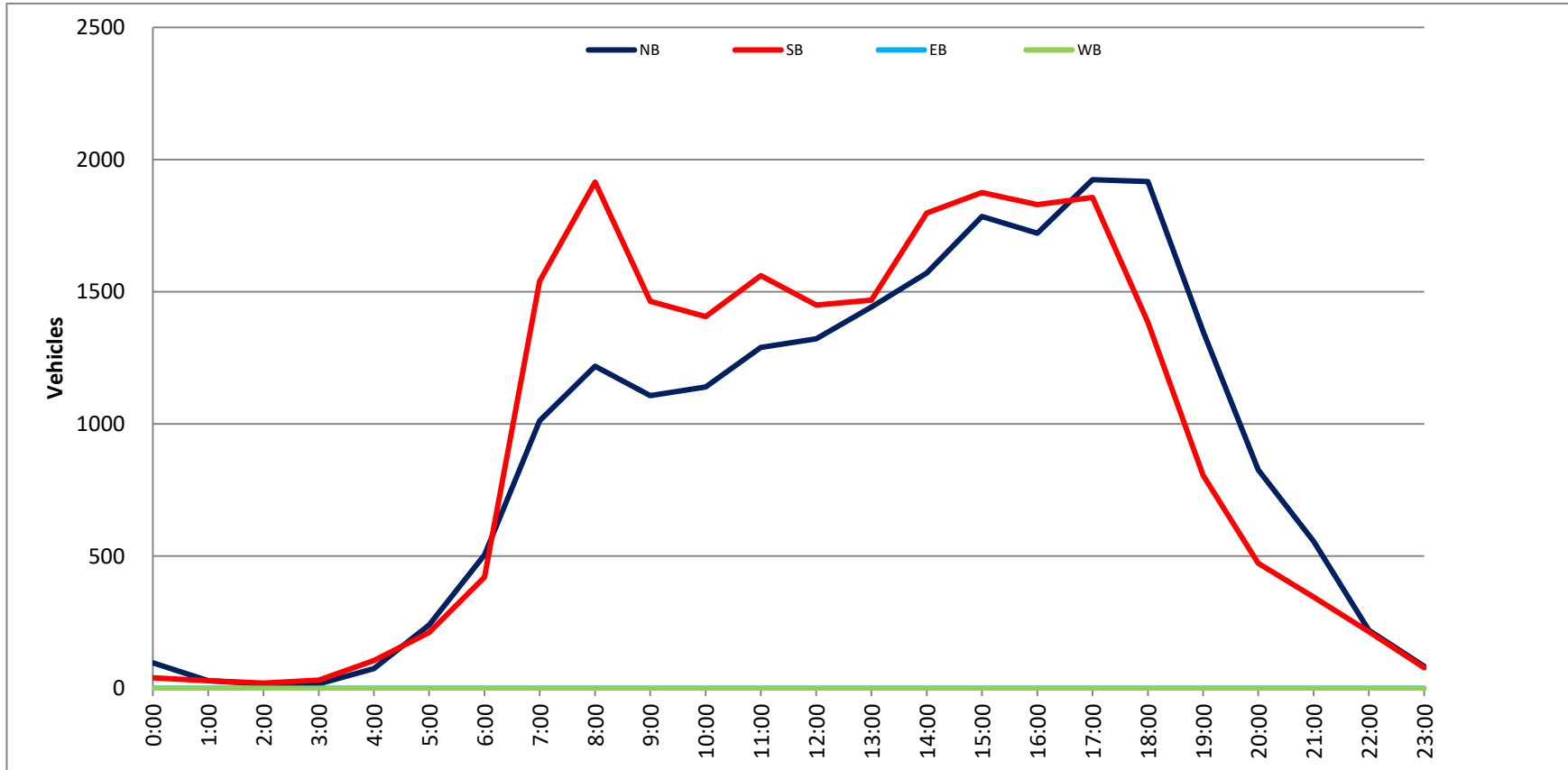


Project #: CA21_040160_010

City: Carlsbad

Location: El Camino Real Bet. Aviara Pkwy/Alga Rd & La

Date: 10/28/2021



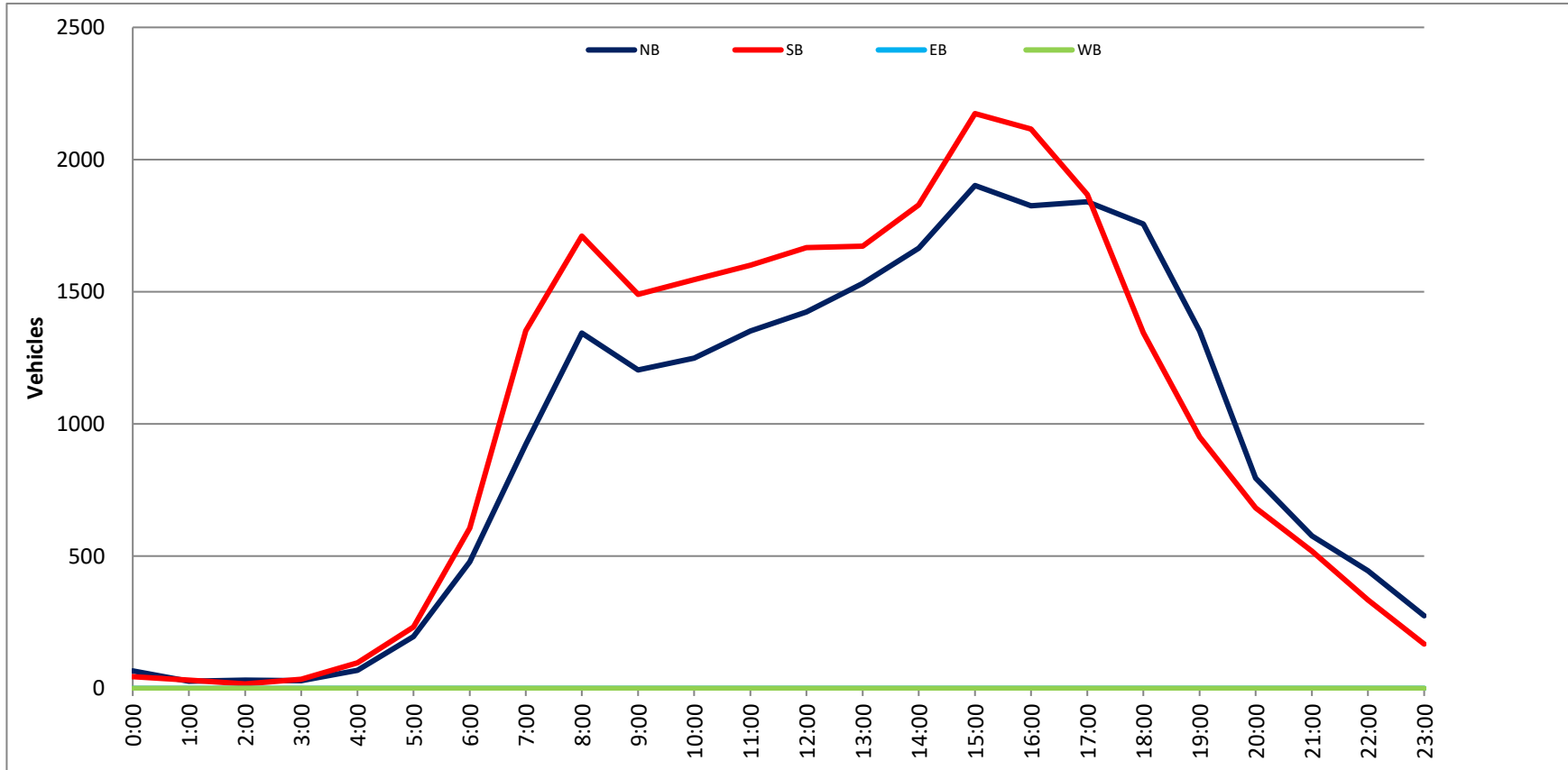
Prepared by NDS/ATD

Project #: CA21_040160_010

City: Carlsbad

Location: El Camino Real Bet. Aviara Pkwy/Alga Rd & La

Date: 10/29/2021



VOLUME

El Camino Real Bet. La Costa Ave & Leucadia Blvd

Day: Wednesday
Date: 10/27/2021

City: Carlsbad
Project #: CA21_040160_011

DAILY TOTALS					NB	SB	EB	WB	Total		
					15,129	16,928	0	0	32,057		
AM Period	NB	SB	EB	WB	TOTAL	PM Period	NB	SB	EB	WB	TOTAL
0:00	13	9			22	12:00	261	267			528
0:15	8	6			14	12:15	294	323			617
0:30	9	5			14	12:30	233	300			533
0:45	6	36	8	28	64	12:45	270	1058	317	1207	2265
1:00	4	4			8	13:00	313	297			610
1:15	4	1			5	13:15	269	270			539
1:30	3	2			5	13:30	274	294			568
1:45	2	13	5	12	25	13:45	259	1115	297	1158	2273
2:00	5	5			10	14:00	270	273			543
2:15	5	2			7	14:15	298	275			573
2:30	0	7			7	14:30	265	326			591
2:45	5	15	3	17	32	14:45	328	1161	378	1252	2413
3:00	4	5			9	15:00	323	291			614
3:15	4	4			8	15:15	350	348			698
3:30	2	8			10	15:30	349	310			659
3:45	4	14	10	27	41	15:45	355	1377	330	1279	2656
4:00	5	10			15	16:00	336	306			642
4:15	6	10			16	16:15	371	377			748
4:30	16	16			32	16:30	370	312			682
4:45	10	37	34	70	107	16:45	332	1409	362	1357	2766
5:00	11	19			30	17:00	386	297			683
5:15	13	20			33	17:15	345	330			675
5:30	20	35			55	17:30	470	348			818
5:45	29	73	73	147	220	17:45	433	1634	323	1298	2932
6:00	33	47			80	18:00	361	242			603
6:15	50	74			124	18:15	320	236			556
6:30	67	99			166	18:30	315	212			527
6:45	84	234	144	364	598	18:45	240	1236	188	878	2114
7:00	93	162			255	19:00	193	209			402
7:15	144	219			363	19:15	169	201			370
7:30	151	301			452	19:30	144	183			327
7:45	187	575	432	1114	1689	19:45	135	641	152	745	1386
8:00	269	351			620	20:00	112	124			236
8:15	243	416			659	20:15	114	166			280
8:30	194	316			510	20:30	109	111			220
8:45	275	981	413	1496	2477	20:45	73	408	101	502	910
9:00	167	268			435	21:00	63	82			145
9:15	208	265			473	21:15	68	76			144
9:30	207	248			455	21:30	54	73			127
9:45	203	785	277	1058	1843	21:45	51	236	79	310	546
10:00	222	273			495	22:00	52	69			121
10:15	190	286			476	22:15	41	48			89
10:30	231	292			523	22:30	27	44			71
10:45	227	870	321	1172	2042	22:45	26	146	20	181	327
11:00	214	265			479	23:00	26	28			54
11:15	275	271			546	23:15	19	23			42
11:30	248	293			541	23:30	19	17			36
11:45	262	999	352	1181	2180	23:45	12	76	7	75	151
TOTALS	4632	6686			11318	TOTALS	10497	10242			20739
SPLIT %	40.9%	59.1%			35.3%	SPLIT %	50.6%	49.4%			64.7%

DAILY TOTALS					NB	SB	EB	WB	Total
					15,129	16,928	0	0	32,057

AM Peak Hour	11:30	7:45			8:00	PM Peak Hour	17:00	16:00			17:00
AM Pk Volume	1065	1515			2477	PM Pk Volume	1634	1357			2932
Pk Hr Factor	0.906	0.877			0.900	Pk Hr Factor	0.869	0.900			0.896
7 - 9 Volume	1556	2610	0	0	4166	4 - 6 Volume	3043	2655	0	0	5698
7 - 9 Peak Hour	8:00	7:45			8:00	4 - 6 Peak Hour	17:00	16:00			17:00
7 - 9 Pk Volume	981	1515	0	0	2477	4 - 6 Pk Volume	1634	1357	0	0	2932
Pk Hr Factor	0.892	0.877	0.000	0.000	0.900	Pk Hr Factor	0.869	0.900	0.000	0.000	0.896

VOLUME

El Camino Real Bet. La Costa Ave & Leucadia Blvd

Day: Thursday
Date: 10/28/2021City: Carlsbad
Project #: CA21_040160_011

DAILY TOTALS					NB	SB	EB	WB	Total		
					16,568	16,957	0	0	33,525		
AM Period	NB	SB	EB	WB	TOTAL	PM Period	NB	SB	EB	WB	TOTAL
0:00	11	20			31	12:00	253	288			541
0:15	9	17			26	12:15	251	306			557
0:30	10	12			22	12:30	273	286			559
0:45	11	41	2	51	13	12:45	260	1037	297	1177	557
1:00	7	6			13	13:00	276	262			538
1:15	5	8			13	13:15	269	300			569
1:30	6	4			10	13:30	282	292			574
1:45	3	21	5	23	8	13:45	304	1131	288	1142	592
2:00	3	3			6	14:00	276	341			617
2:15	1	2			3	14:15	293	326			619
2:30	5	3			8	14:30	258	342			600
2:45	3	12	10	18	13	14:45	372	1199	376	1385	748
3:00	4	0			4	15:00	345	349			694
3:15	6	1			7	15:15	366	370			736
3:30	0	3			3	15:30	391	379			770
3:45	2	12	4	8	6	15:45	384	1486	348	1446	732
4:00	10	8			18	16:00	406	334			740
4:15	8	10			18	16:15	394	354			748
4:30	17	22			39	16:30	426	310			736
4:45	11	46	31	71	42	16:45	365	1591	310	1308	675
5:00	11	16			27	17:00	422	282			704
5:15	22	27			49	17:15	457	323			780
5:30	30	39			69	17:30	400	316			716
5:45	29	92	74	156	103	17:45	471	1750	303	1224	774
6:00	33	55			88	18:00	443	256			699
6:15	51	68			119	18:15	372	284			656
6:30	45	107			152	18:30	440	203			643
6:45	99	228	134	364	233	18:45	299	1554	186	929	485
7:00	96	176			272	19:00	295	188			483
7:15	141	255			396	19:15	253	182			435
7:30	131	305			436	19:30	201	177			378
7:45	220	588	384	1120	604	19:45	176	925	157	704	333
8:00	217	346			563	20:00	173	114			287
8:15	264	337			601	20:15	144	115			259
8:30	216	386			602	20:30	108	105			213
8:45	227	924	367	1436	594	20:45	112	537	89	423	201
9:00	203	275			478	21:00	118	82			200
9:15	179	278			457	21:15	113	75			188
9:30	189	245			434	21:30	101	85			186
9:45	190	761	284	1082	474	21:45	98	430	78	320	176
10:00	198	284			482	22:00	96	76			172
10:15	185	266			451	22:15	71	43			114
10:30	236	264			500	22:30	52	28			80
10:45	210	829	318	1132	528	22:45	41	260	25	172	66
11:00	219	305			524	23:00	42	19			61
11:15	219	304			523	23:15	29	17			46
11:30	293	300			593	23:30	18	6			24
11:45	285	1016	303	1212	588	23:45	9	98	12	54	21
TOTALS	4570	6673			11243	TOTALS	11998	10284			22282
SPLIT %	40.6%	59.4%			33.5%	SPLIT %	53.8%	46.2%			66.5%

DAILY TOTALS					NB	SB	EB	WB	Total
					16,568	16,957	0	0	33,525
AM Peak Hour	11:30	7:45			2370	PM Peak Hour	17:15	14:45	2990
AM Pk Volume	1082	1453			2370	PM Pk Volume	1771	1474	2990
Pk Hr Factor	0.923	0.941			0.981	Pk Hr Factor	0.940	0.972	0.971
7 - 9 Volume	1512	2556	0	0	4068	4 - 6 Volume	3341	2532	5873
7 - 9 Peak Hour	8:00	7:45			7:45	4 - 6 Peak Hour	17:00	16:00	17:00
7 - 9 Pk Volume	924	1453	0	0	2370	4 - 6 Pk Volume	1750	1308	2974
Pk Hr Factor	0.875	0.941	0.000	0.000	0.981	Pk Hr Factor	0.929	0.924	0.953

VOLUME

El Camino Real Bet. La Costa Ave & Leucadia Blvd

Day: Friday
Date: 10/29/2021City: Carlsbad
Project #: CA21_040160_011

DAILY TOTALS					NB	SB	EB	WB	Total		
					18,337	17,924	0	0	36,261		
AM Period	NB	SB	EB	WB	TOTAL	PM Period	NB	SB	EB	WB	TOTAL
0:00	17	12			29	12:00	314	313			627
0:15	11	6			17	12:15	312	320			632
0:30	14	7			21	12:30	324	370			694
0:45	8	50	4	29	12	12:45	296	1246	351	1354	647
1:00	7	7			14	13:00	320	321			641
1:15	5	1			6	13:15	302	337			639
1:30	4	4			8	13:30	362	321			683
1:45	5	21	5	17	10	13:45	350	1334	330	1309	680
2:00	5	2			7	14:00	362	332			694
2:15	3	3			6	14:15	349	316			665
2:30	5	3			8	14:30	351	359			710
2:45	7	20	3	11	10	14:45	382	1444	383	1390	765
3:00	5	1			6	15:00	371	365			736
3:15	5	3			8	15:15	408	417			825
3:30	4	8			12	15:30	436	392			828
3:45	9	23	9	21	18	15:45	383	1598	405	1579	788
4:00	6	10			16	16:00	395	372			767
4:15	7	10			17	16:15	366	357			723
4:30	12	22			34	16:30	412	440			852
4:45	11	36	26	68	37	16:45	394	1567	368	1537	762
5:00	12	19			31	17:00	404	323			727
5:15	16	25			41	17:15	458	323			781
5:30	24	36			60	17:30	424	336			760
5:45	34	86	60	140	94	17:45	423	1709	297	1279	720
6:00	44	52			96	18:00	410	287			697
6:15	43	57			100	18:15	374	283			657
6:30	57	105			162	18:30	321	248			569
6:45	87	231	149	363	236	18:45	393	1498	239	1057	632
7:00	93	163			256	19:00	294	222			516
7:15	127	210			337	19:15	359	189			548
7:30	147	252			399	19:30	223	173			396
7:45	197	564	321	946	518	19:45	157	1033	173	757	330
8:00	196	317			513	20:00	164	180			344
8:15	308	292			600	20:15	152	117			269
8:30	290	352			642	20:30	111	103			214
8:45	295	1089	340	1301	635	20:45	122	549	136	536	258
9:00	302	292			594	21:00	118	89			207
9:15	285	269			554	21:15	79	93			172
9:30	287	282			569	21:30	73	95			168
9:45	291	1165	279	1122	570	21:45	77	347	76	353	153
10:00	295	290			585	22:00	85	51			136
10:15	297	278			575	22:15	70	66			136
10:30	280	314			594	22:30	49	44			93
10:45	274	1146	318	1200	592	22:45	43	247	41	202	84
11:00	279	295			574	23:00	52	39			91
11:15	290	317			607	23:15	48	31			79
11:30	313	314			627	23:30	31	28			59
11:45	300	1182	319	1245	619	23:45	21	152	10	108	31
TOTALS	5613	6463			12076	TOTALS	12724	11461			24185
SPLIT %	46.5%	53.5%			33.3%	SPLIT %	52.6%	47.4%			66.7%

DAILY TOTALS					NB	SB	EB	WB	Total
					18,337	17,924	0	0	36,261

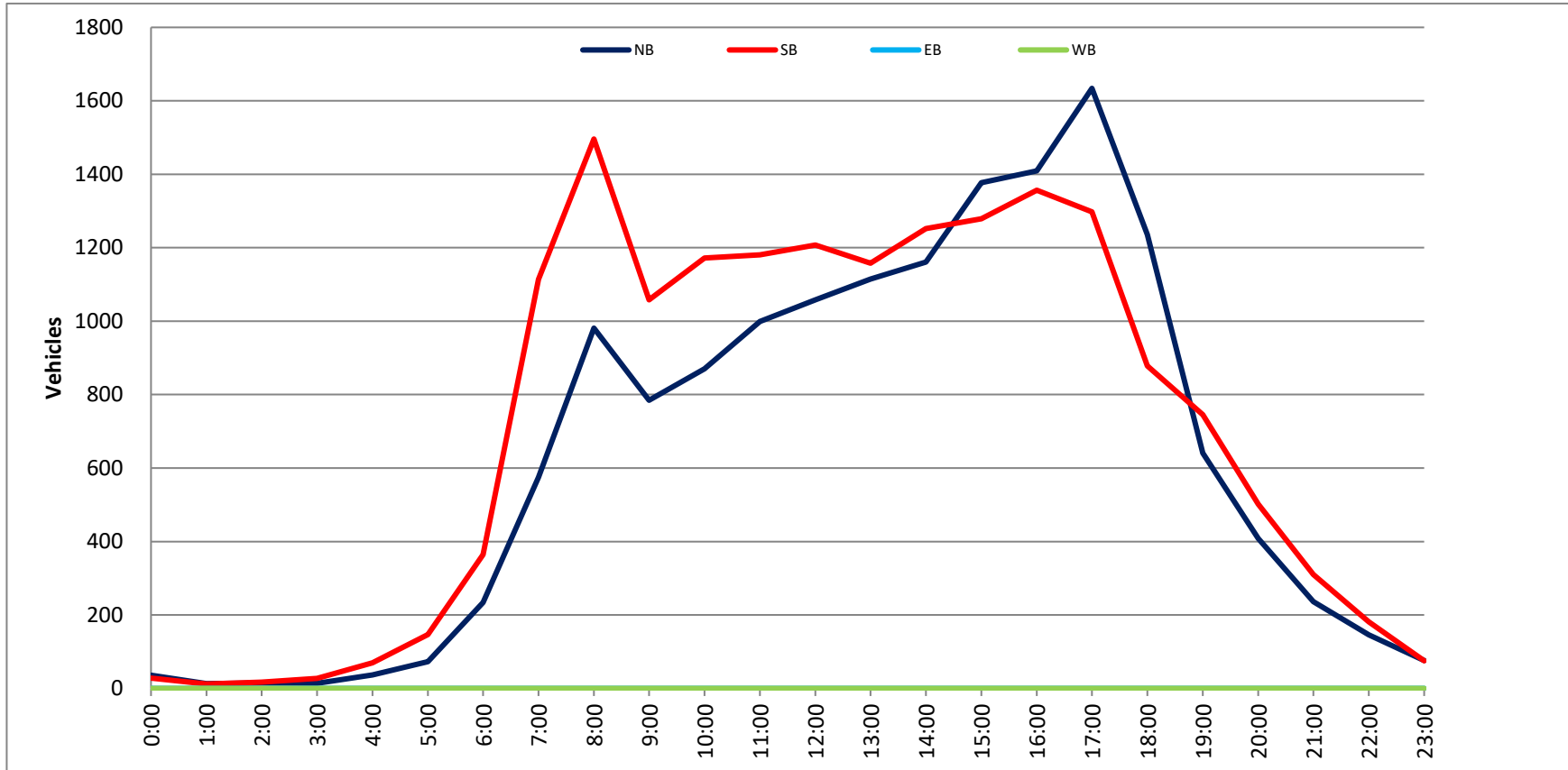
AM Peak Hour	11:45	11:45			11:45	PM Peak Hour	17:15	15:15			15:15
AM Pk Volume	1250	1322			2572	PM Pk Volume	1715	1586			3208
Pk Hr Factor	0.965	0.893			0.927	Pk Hr Factor	0.936	0.951			0.969
7 - 9 Volume	1653	2247	0	0	3900	4 - 6 Volume	3276	2816	0	0	6092
7 - 9 Peak Hour	8:00	8:00			8:00	4 - 6 Peak Hour	17:00	16:00			16:30
7 - 9 Pk Volume	1089	1301	0	0	2390	4 - 6 Pk Volume	1709	1537	0	0	3122
Pk Hr Factor	0.884	0.924	0.000	0.000	0.931	Pk Hr Factor	0.933	0.873	0.000	0.000	0.916

Project #: CA21_040160_011

City: Carlsbad

Location: El Camino Real Bet. La Costa Ave & Leucadia

Date: 10/27/2021

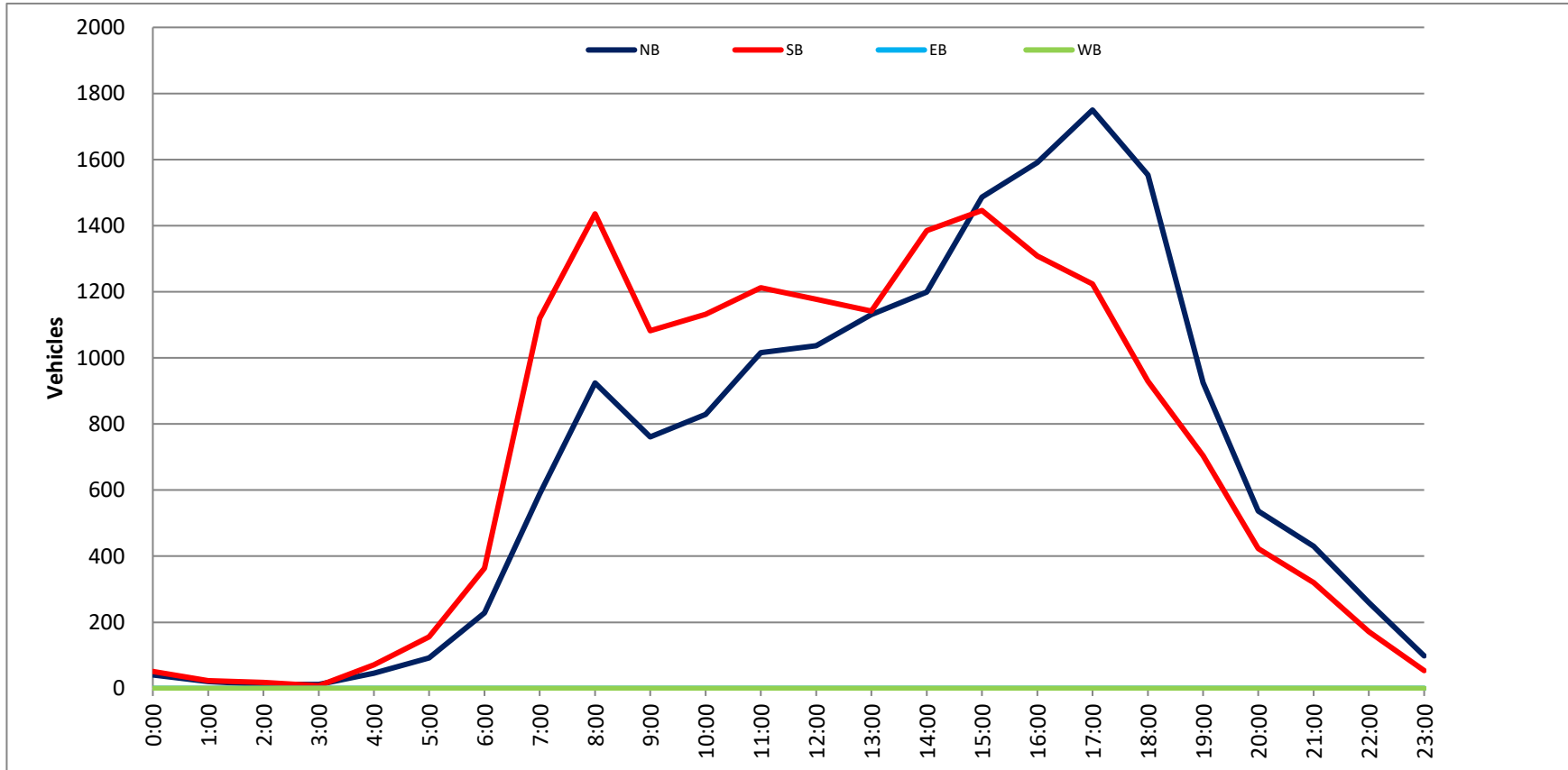


Project #: CA21_040160_011

City: Carlsbad

Location: El Camino Real Bet. La Costa Ave & Leucadia

Date: 10/28/2021

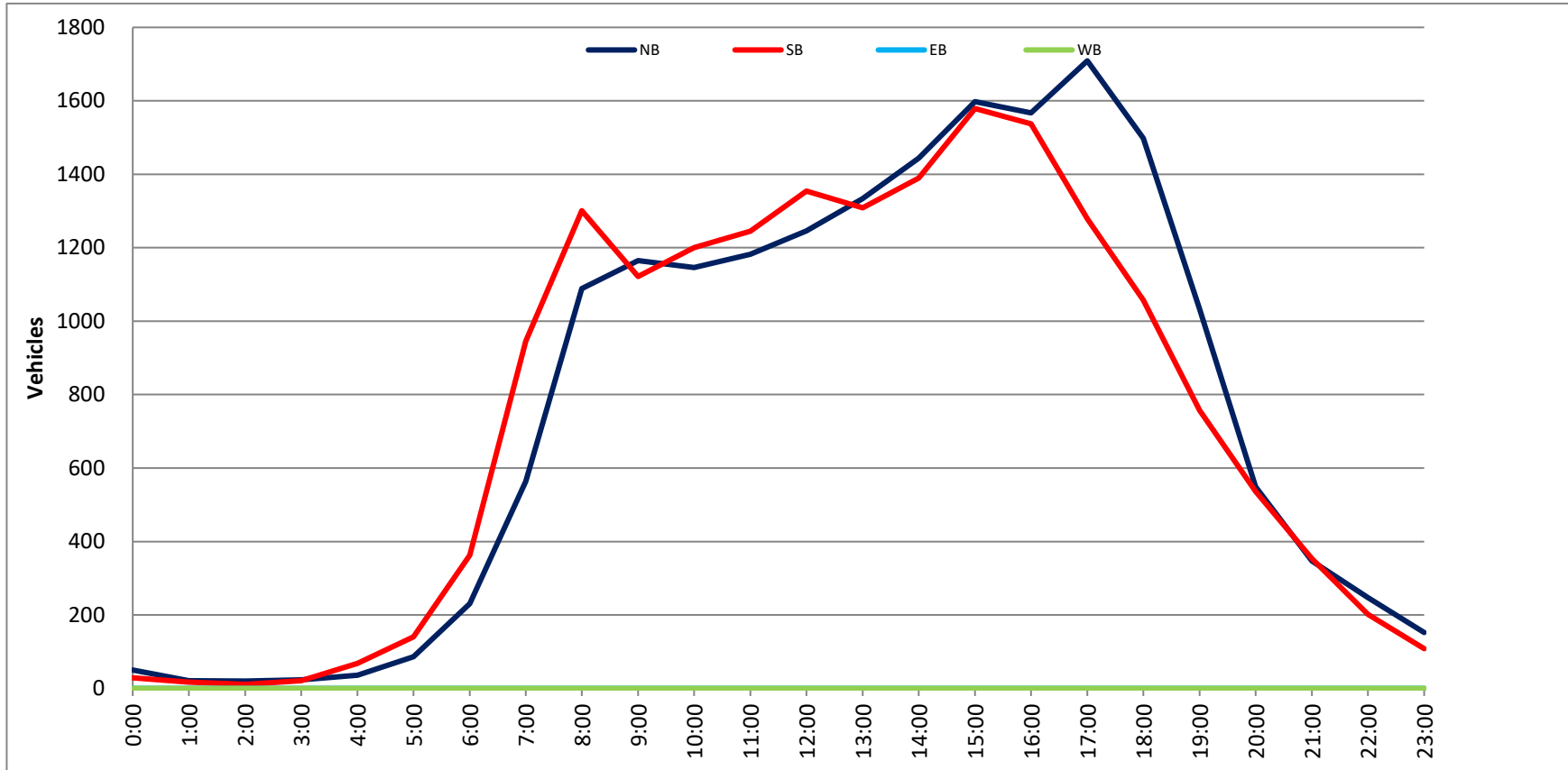


Project #: CA21_040160_011

City: Carlsbad

Location: El Camino Real Bet. La Costa Ave & Leucadia

Date: 10/29/2021



VOLUME

College Blvd Bet. City Limits & Carlsbad Village Dr

Day: Tuesday
Date: 10/5/2021

City: Carlsbad
Project #: CA21_040160_012

DAILY TOTALS					NB	SB	EB	WB	Total		
					12,190	12,402	0	0	24,592		
AM Period	NB	SB	EB	WB	TOTAL	PM Period	NB	SB	EB	WB	TOTAL
00:00	12	12			24	12:00	167	168			335
00:15	7	8			15	12:15	183	169			352
00:30	4	7			11	12:30	179	202			381
00:45	13	36	8	35	71	12:45	165	694	184	723	1417
01:00	2	5			7	13:00	193	196			389
01:15	5	6			11	13:15	206	178			384
01:30	5	2			7	13:30	226	212			438
01:45	11	23	8	21	44	13:45	230	855	196	782	1637
02:00	10	5			15	14:00	238	202			440
02:15	2	1			3	14:15	275	188			463
02:30	3	3			6	14:30	352	164			516
02:45	2	17	8	17	34	14:45	298	1163	217	771	1934
03:00	2	3			5	15:00	257	215			472
03:15	4	3			7	15:15	316	244			560
03:30	9	15			24	15:30	270	234			504
03:45	6	21	24	45	66	15:45	376	1219	236	929	2148
04:00	14	12			26	16:00	307	241			548
04:15	8	28			36	16:15	291	212			503
04:30	13	49			62	16:30	289	215			504
04:45	14	49	67	156	205	16:45	344	1231	238	906	2137
05:00	15	42			57	17:00	289	255			544
05:15	19	58			77	17:15	338	218			556
05:30	26	99			125	17:30	298	201			499
05:45	31	91	122	321	412	17:45	226	1151	199	873	2024
06:00	39	111			150	18:00	242	194			436
06:15	42	138			180	18:15	218	171			389
06:30	89	166			255	18:30	188	161			349
06:45	78	248	209	624	872	18:45	160	808	152	678	1486
07:00	130	225			355	19:00	164	142			306
07:15	130	294			424	19:15	143	124			267
07:30	207	355			562	19:30	124	92			216
07:45	200	667	340	1214	1881	19:45	96	527	91	449	976
08:00	178	359			537	20:00	74	80			154
08:15	224	289			513	20:15	79	83			162
08:30	171	233			404	20:30	68	77			145
08:45	143	716	218	1099	1815	20:45	77	298	78	318	616
09:00	142	194			336	21:00	53	67			120
09:15	142	177			319	21:15	69	59			128
09:30	121	160			281	21:30	69	44			113
09:45	155	560	177	708	1268	21:45	55	246	48	218	464
10:00	135	152			287	22:00	43	36			79
10:15	131	138			269	22:15	53	27			80
10:30	157	144			301	22:30	40	33			73
10:45	168	591	159	593	1184	22:45	38	174	27	123	297
11:00	153	168			321	23:00	34	22			56
11:15	176	175			351	23:15	31	19			50
11:30	181	191			372	23:30	18	21			39
11:45	192	702	188	722	1424	23:45	20	103	15	77	180
TOTALS	3721	5555			9276	TOTALS	8469	6847			15316
SPLIT %	40.1%	59.9%			37.7%	SPLIT %	55.3%	44.7%			62.3%

DAILY TOTALS					NB	SB	EB	WB	Total
					12,190	12,402	0	0	24,592

AM Peak Hour	07:30	07:15			07:30	PM Peak Hour	15:15	15:15			15:15
AM Pk Volume	809	1348			2152	PM Pk Volume	1269	955			2224
Pk Hr Factor	0.903	0.939			0.957	Pk Hr Factor	0.844	0.978			0.908
7 - 9 Volume	1383	2313	0	0	3696	4 - 6 Volume	2382	1779	0	0	4161
7 - 9 Peak Hour	07:30	07:15			07:30	4 - 6 Peak Hour	16:45	16:30			16:30
7 - 9 Pk Volume	809	1348	0	0	2152	4 - 6 Pk Volume	1269	926	0	0	2186
Pk Hr Factor	0.903	0.939	0.000	0.000	0.957	Pk Hr Factor	0.922	0.908	0.000	0.000	0.939

VOLUME

College Blvd Bet. City Limits & Carlsbad Village Dr

Day: Wednesday
Date: 10/6/2021

City: Carlsbad
Project #: CA21_040160_012

DAILY TOTALS					NB	SB	EB	WB	Total
					12,278	12,661	0	0	24,939

AM Period	NB	SB	EB	WB	TOTAL	PM Period	NB	SB	EB	WB	TOTAL
00:00	16	7			23	12:00	173	176			349
00:15	12	7			19	12:15	211	168			379
00:30	7	10			17	12:30	159	216			375
00:45	13	48	5	29	18	12:45	159	702	180	740	339
01:00	9	6			15	13:00	180	190			370
01:15	3	1			4	13:15	176	162			338
01:30	7	6			13	13:30	205	204			409
01:45	11	30	3	16	14	13:45	214	775	188	744	402
02:00	4	1			5	14:00	202	189			391
02:15	8	4			12	14:15	216	181			397
02:30	6	5			11	14:30	334	187			521
02:45	7	25	3	13	10	14:45	319	1071	240	797	559
03:00	2	5			7	15:00	301	205			506
03:15	4	4			8	15:15	266	233			499
03:30	3	12			15	15:30	264	248			512
03:45	3	12	14	35	17	15:45	395	1226	230	916	625
04:00	6	17			23	16:00	273	228			501
04:15	6	20			26	16:15	315	228			543
04:30	10	49			59	16:30	289	224			513
04:45	11	33	58	144	69	16:45	327	1204	246	926	573
05:00	13	51			64	17:00	320	240			560
05:15	23	67			90	17:15	360	226			586
05:30	34	118			152	17:30	363	218			581
05:45	39	109	129	365	168	17:45	281	1324	225	909	506
06:00	46	118			164	18:00	250	189			439
06:15	59	143			202	18:15	251	159			410
06:30	97	174			271	18:30	197	167			364
06:45	111	313	225	660	336	18:45	160	858	135	650	295
07:00	128	238			366	19:00	148	127			275
07:15	150	290			440	19:15	145	115			260
07:30	189	363			552	19:30	115	102			217
07:45	245	712	375	1266	620	19:45	108	516	88	432	196
08:00	245	362			607	20:00	88	87			175
08:15	202	294			496	20:15	97	87			184
08:30	156	271			427	20:30	62	88			150
08:45	150	753	224	1151	374	20:45	61	308	79	341	140
09:00	115	207			322	21:00	69	61			130
09:15	134	181			315	21:15	55	62			117
09:30	138	168			306	21:30	48	48			96
09:45	152	539	186	742	338	21:45	53	225	52	223	105
10:00	158	157			315	22:00	44	42			86
10:15	137	163			300	22:15	45	32			77
10:30	141	150			291	22:30	48	31			79
10:45	130	566	156	626	286	22:45	30	167	29	134	59
11:00	166	152			318	23:00	44	16			60
11:15	163	183			346	23:15	25	26			51
11:30	155	198			353	23:30	20	14			34
11:45	170	654	201	734	371	23:45	19	108	12	68	31
TOTALS	3794	5781			9575	TOTALS	8484	6880			15364
SPLIT %	39.6%	60.4%			38.4%	SPLIT %	55.2%	44.8%			61.6%

DAILY TOTALS					NB	SB	EB	WB	Total
					12,278	12,661	0	0	24,939

AM Peak Hour	07:30	07:30			07:30	PM Peak Hour	16:45	15:15			16:45
AM Pk Volume	881	1394			2275	PM Pk Volume	1370	939			2300
Pk Hr Factor	0.899	0.929			0.917	Pk Hr Factor	0.944	0.947			0.981
7 - 9 Volume	1465	2417	0	0	3882	4 - 6 Volume	2528	1835	0	0	4363
7 - 9 Peak Hour	07:30	07:30			07:30	4 - 6 Peak Hour	16:45	16:15			16:45
7 - 9 Pk Volume	881	1394	0	0	2275	4 - 6 Pk Volume	1370	938	0	0	2300
Pk Hr Factor	0.899	0.929	0.000	0.000	0.917	Pk Hr Factor	0.944	0.953	0.000	0.000	0.981

VOLUME

College Blvd Bet. City Limits & Carlsbad Village Dr

Day: Thursday
Date: 10/7/2021

City: Carlsbad
Project #: CA21_040160_012

DAILY TOTALS					NB	SB	EB	WB	Total
					12,902	12,862	0	0	25,764

AM Period	NB	SB	EB	WB	TOTAL	PM Period	NB	SB	EB	WB	TOTAL
00:00	18	0			18	12:00	187	183			370
00:15	9	9			18	12:15	171	208			379
00:30	15	6			21	12:30	159	179			338
00:45	7	49	7	22	14	12:45	194	711	190	760	384
01:00	4	6			10	13:00	220	243			463
01:15	6	3			9	13:15	210	216			426
01:30	7	6			13	13:30	298	206			504
01:45	6	23	4	19	10	13:45	275	1003	225	890	500
02:00	6	2			8	14:00	234	205			439
02:15	3	4			7	14:15	234	216			450
02:30	1	2			3	14:30	257	207			464
02:45	11	21	6	14	17	14:45	341	1066	216	844	557
03:00	3	5			8	15:00	380	198			578
03:15	5	7			12	15:15	434	220			654
03:30	4	12			16	15:30	304	250			554
03:45	8	20	22	46	30	15:45	425	1543	234	902	659
04:00	9	11			20	16:00	338	261			599
04:15	11	23			34	16:15	281	213			494
04:30	12	37			49	16:30	288	213			501
04:45	11	43	59	130	70	16:45	278	1185	250	937	528
05:00	19	53			72	17:00	333	223			556
05:15	37	71			108	17:15	360	218			578
05:30	39	124			163	17:30	305	219			524
05:45	41	136	119	367	160	17:45	289	1287	167	827	456
06:00	43	102			145	18:00	225	186			411
06:15	67	138			205	18:15	208	171			379
06:30	76	190			266	18:30	209	138			347
06:45	104	290	230	660	334	18:45	198	840	135	630	333
07:00	140	224			364	19:00	154	111			265
07:15	158	299			457	19:15	138	146			284
07:30	214	362			576	19:30	118	109			227
07:45	241	753	345	1230	586	19:45	105	515	84	450	189
08:00	235	381			616	20:00	59	107			166
08:15	214	271			485	20:15	90	88			178
08:30	141	278			419	20:30	74	69			143
08:45	166	756	250	1180	416	20:45	66	289	102	366	168
09:00	116	231			347	21:00	75	52			127
09:15	159	196			355	21:15	67	67			134
09:30	144	170			314	21:30	58	50			108
09:45	155	574	175	772	330	21:45	57	257	56	225	113
10:00	146	153			299	22:00	38	42			80
10:15	148	165			313	22:15	39	35			74
10:30	133	182			315	22:30	51	25			76
10:45	176	603	188	688	364	22:45	33	161	19	121	52
11:00	138	183			321	23:00	37	17			54
11:15	193	161			354	23:15	29	18			47
11:30	156	176			332	23:30	26	16			42
11:45	179	666	198	718	377	23:45	19	111	13	64	32
TOTALS	3934	5846			9780	TOTALS	8968	7016			15984
SPLIT %	40.2%	59.8%			38.0%	SPLIT %	56.1%	43.9%			62.0%

DAILY TOTALS					NB	SB	EB	WB	Total
					12,902	12,862	0	0	25,764

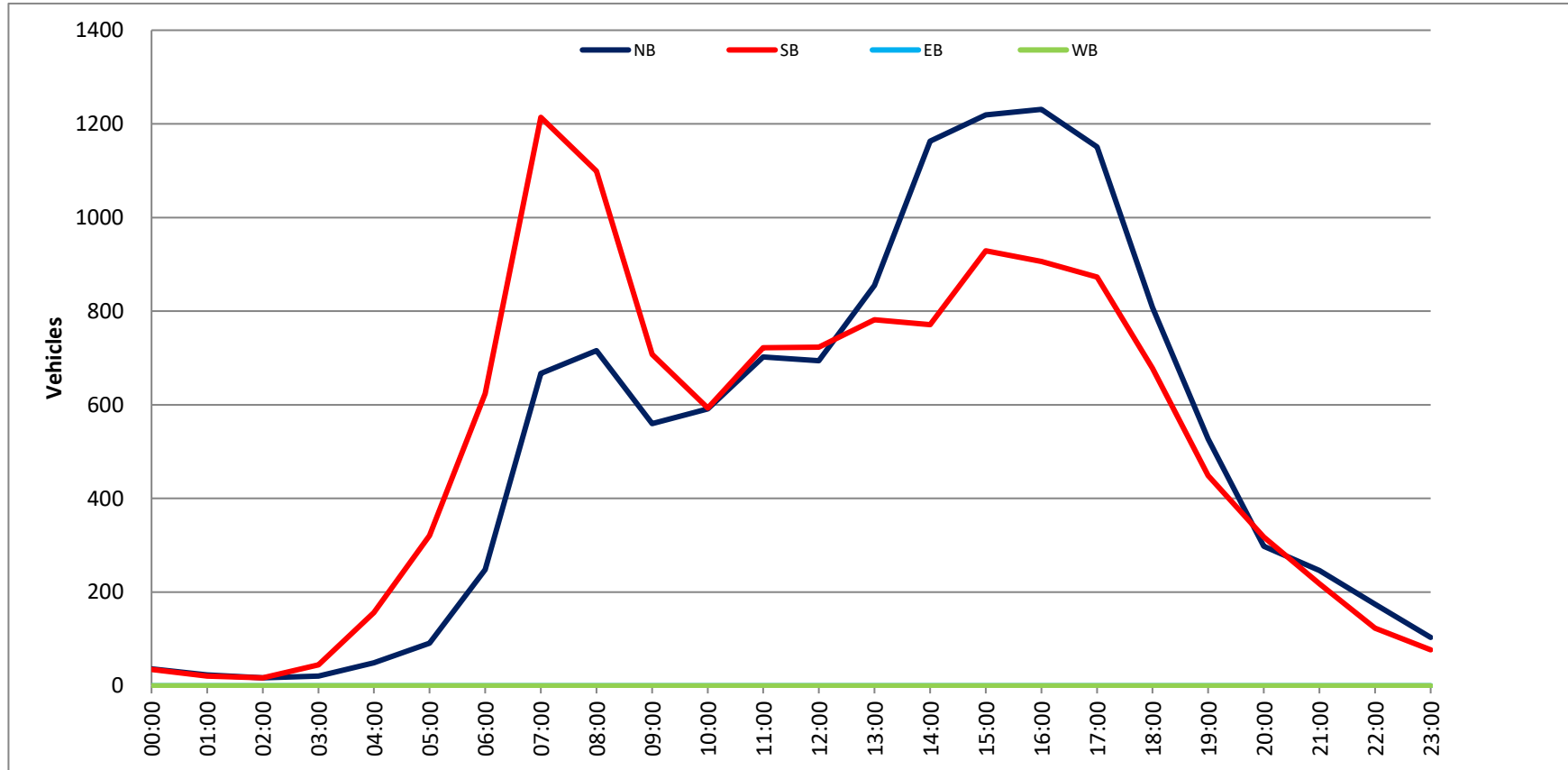
AM Peak Hour	07:30	07:15			07:30	PM Peak Hour	15:00	15:15			15:15
AM Pk Volume	904	1387			2263	PM Pk Volume	1543	965			2466
Pk Hr Factor	0.938	0.910			0.918	Pk Hr Factor	0.889	0.924			0.936
7 - 9 Volume	1509	2410	0	0	3919	4 - 6 Volume	2472	1764	0	0	4236
7 - 9 Peak Hour	07:30	07:15			07:30	4 - 6 Peak Hour	17:00	16:00			16:45
7 - 9 Pk Volume	904	1387	0	0	2263	4 - 6 Pk Volume	1287	937	0	0	2186
Pk Hr Factor	0.938	0.910	0.000	0.000	0.918	Pk Hr Factor	0.894	0.898	0.000	0.000	0.946

Project #: CA21_040160_012

City: Carlsbad

Location: College Blvd Bet. City Limits & Carlsbad Village

Date: 10/5/2021

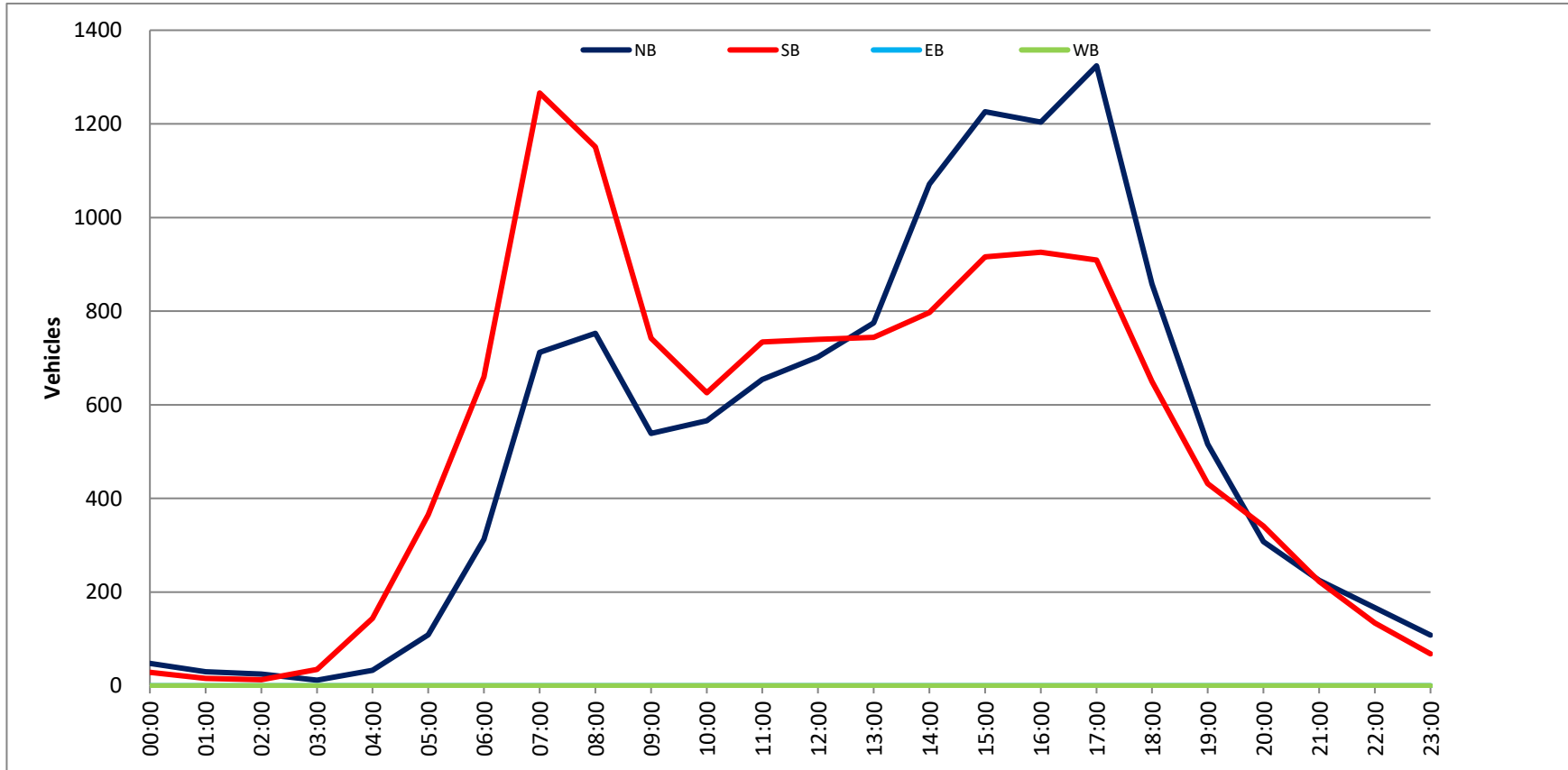


Project #: CA21_040160_012

City: Carlsbad

Location: College Blvd Bet. City Limits & Carlsbad Village

Date: 10/6/2021



Project #: CA21_040160_012

City: Carlsbad

Location: College Blvd Bet. City Limits & Carlsbad Village

Date: 10/7/2021



VOLUME

College Blvd Bet. Carlsbad Village Dr & Cannon Rd/Bobcat Blvd

Day: Tuesday
Date: 10/5/2021

City: Carlsbad
Project #: CA21_040160_013

DAILY TOTALS					NB	SB	EB	WB	Total		
					8,707	8,879	0	0	17,586		
AM Period	NB	SB	EB	WB	TOTAL	PM Period	NB	SB	EB	WB	TOTAL
00:00	11	6			17	12:00	105	106			211
00:15	8	2			10	12:15	107	117			224
00:30	7	7			14	12:30	117	146			263
00:45	9	35	2	17	11	12:45	105	434	99	468	204
01:00	3	4			7	13:00	143	106			249
01:15	3	3			6	13:15	127	128			255
01:30	3	1			4	13:30	156	119			275
01:45	10	19	4	12	14	13:45	176	602	111	464	287
02:00	8	2			10	14:00	176	134			310
02:15	1	2			3	14:15	244	145			389
02:30	3	1			4	14:30	227	181			408
02:45	0	12	7	12	7	14:45	195	842	187	647	382
03:00	2	1			3	15:00	200	199			399
03:15	4	4			8	15:15	208	163			371
03:30	6	11			17	15:30	214	210			424
03:45	4	16	18	34	22	15:45	333	955	165	737	498
04:00	8	15			23	16:00	241	153			394
04:15	4	25			29	16:15	233	143			376
04:30	5	44			49	16:30	251	142			393
04:45	8	25	62	146	70	16:45	269	994	155	593	424
05:00	9	42			51	17:00	236	134			370
05:15	10	51			61	17:15	254	118			372
05:30	7	98			105	17:30	240	122			362
05:45	15	41	116	307	131	17:45	235	965	117	491	352
06:00	18	88			106	18:00	217	101			318
06:15	19	93			112	18:15	161	78			239
06:30	47	139			186	18:30	146	79			225
06:45	38	122	174	494	212	18:45	145	669	75	333	220
07:00	62	185			247	19:00	133	64			197
07:15	58	260			318	19:15	95	57			152
07:30	124	279			403	19:30	87	61			148
07:45	157	401	314	1038	471	19:45	69	384	44	226	113
08:00	107	418			525	20:00	56	39			95
08:15	182	272			454	20:15	71	35			106
08:30	100	198			298	20:30	44	38			82
08:45	75	464	199	1087	274	20:45	53	224	30	142	83
09:00	96	150			246	21:00	55	20			75
09:15	77	117			194	21:15	48	26			74
09:30	79	140			219	21:30	44	32			76
09:45	74	326	134	541	208	21:45	43	190	28	106	71
10:00	78	139			217	22:00	40	17			57
10:15	73	114			187	22:15	38	7			45
10:30	99	85			184	22:30	32	25			57
10:45	89	339	108	446	197	22:45	28	138	12	61	40
11:00	87	95			182	23:00	31	11			42
11:15	99	132			231	23:15	29	11			40
11:30	104	108			212	23:30	15	3			18
11:45	129	419	112	447	241	23:45	16	91	5	30	21
TOTALS	2219	4581			6800	TOTALS	6488	4298			10786
SPLIT %	32.6%	67.4%			38.7%	SPLIT %	60.2%	39.8%			61.3%

DAILY TOTALS					NB	SB	EB	WB	Total
					8,707	8,879	0	0	17,586

AM Peak Hour	07:30	07:30			07:30	PM Peak Hour	15:45	14:45			15:00
AM Pk Volume	570	1283			1853	PM Pk Volume	1058	759			1692
Pk Hr Factor	0.783	0.767			0.882	Pk Hr Factor	0.794	0.904			0.849
7 - 9 Volume	865	2125	0	0	2990	4 - 6 Volume	1959	1084	0	0	3043
7 - 9 Peak Hour	07:30	07:30			07:30	4 - 6 Peak Hour	16:30	16:00			16:00
7 - 9 Pk Volume	570	1283	0	0	1853	4 - 6 Pk Volume	1010	593	0	0	1587
Pk Hr Factor	0.783	0.767	0.000	0.000	0.882	Pk Hr Factor	0.939	0.956	0.000	0.000	0.936

VOLUME

College Blvd Bet. Carlsbad Village Dr & Cannon Rd/Bobcat Blvd

Day: Wednesday
Date: 10/6/2021

City: Carlsbad
Project #: CA21_040160_013

DAILY TOTALS					NB	SB	EB	WB	Total		
					8,772	8,618	0	0	17,390		
AM Period	NB	SB	EB	WB	TOTAL	PM Period	NB	SB	EB	WB	TOTAL
00:00	14	3			17	12:00	109	116			225
00:15	10	4			14	12:15	136	105			241
00:30	13	8			21	12:30	107	119			226
00:45	14	51	1	16	15	12:45	102	454	105	445	207
01:00	6	6			12	13:00	131	120			251
01:15	3	0			3	13:15	111	96			207
01:30	8	4			12	13:30	165	127			292
01:45	8	25	2	12	10	13:45	149	556	101	444	250
02:00	2	1			3	14:00	153	112			265
02:15	4	1			5	14:15	168	110			278
02:30	4	1			5	14:30	250	148			398
02:45	4	14	4	7	8	14:45	209	780	176	546	385
03:00	1	1			2	15:00	232	146			378
03:15	1	5			6	15:15	179	145			324
03:30	1	9			10	15:30	215	129			344
03:45	1	4	13	28	14	15:45	326	952	168	588	494
04:00	3	13			16	16:00	226	140			366
04:15	1	16			17	16:15	237	113			350
04:30	6	48			54	16:30	232	96			328
04:45	7	17	56	133	63	16:45	279	974	128	477	407
05:00	8	45			53	17:00	236	134			370
05:15	9	63			72	17:15	291	127			418
05:30	10	105			115	17:30	304	119			423
05:45	19	46	130	343	149	17:45	261	1092	92	472	353
06:00	29	107			136	18:00	225	107			332
06:15	35	142			177	18:15	198	82			280
06:30	56	143			199	18:30	163	79			242
06:45	63	183	183	575	246	18:45	127	713	76	344	203
07:00	71	206			277	19:00	94	54			148
07:15	67	249			316	19:15	112	59			171
07:30	96	279			375	19:30	94	50			144
07:45	173	407	378	1112	551	19:45	92	392	45	208	137
08:00	135	441			576	20:00	71	40			111
08:15	139	259			398	20:15	54	47			101
08:30	89	223			312	20:30	57	46			103
08:45	78	441	189	1112	267	20:45	65	247	37	170	102
09:00	75	151			226	21:00	56	27			83
09:15	89	149			238	21:15	45	32			77
09:30	78	133			211	21:30	36	27			63
09:45	62	304	113	546	175	21:45	38	175	24	110	62
10:00	98	103			201	22:00	33	23			56
10:15	71	113			184	22:15	40	11			51
10:30	71	94			165	22:30	39	20			59
10:45	68	308	101	411	169	22:45	35	147	15	69	50
11:00	100	98			198	23:00	32	10			42
11:15	92	101			193	23:15	24	10			34
11:30	89	98			187	23:30	14	7			21
11:45	124	405	117	414	241	23:45	15	85	9	36	24
TOTALS	2205	4709			6914	TOTALS	6567	3909			10476
SPLIT %	31.9%	68.1%			39.8%	SPLIT %	62.7%	37.3%			60.2%

DAILY TOTALS					NB	SB	EB	WB	Total
					8,772	8,618	0	0	17,390

AM Peak Hour	07:30	07:30			07:30	PM Peak Hour	16:45	14:30			16:45
AM Pk Volume	543	1357			1900	PM Pk Volume	1110	615			1618
Pk Hr Factor	0.785	0.769			0.825	Pk Hr Factor	0.913	0.874			0.956
7 - 9 Volume	848	2224	0	0	3072	4 - 6 Volume	2066	949	0	0	3015
7 - 9 Peak Hour	07:30	07:30			07:30	4 - 6 Peak Hour	16:45	16:45			16:45
7 - 9 Pk Volume	543	1357	0	0	1900	4 - 6 Pk Volume	1110	508	0	0	1618
Pk Hr Factor	0.785	0.769	0.000	0.000	0.825	Pk Hr Factor	0.913	0.948	0.000	0.000	0.956

VOLUME

College Blvd Bet. Carlsbad Village Dr & Cannon Rd/Bobcat Blvd

Day: Thursday
Date: 10/7/2021

City: Carlsbad
Project #: CA21_040160_013

DAILY TOTALS					NB	SB	EB	WB	Total
					8,878	8,690	0	0	17,568

AM Period	NB	SB	EB	WB	TOTAL	PM Period	NB	SB	EB	WB	TOTAL	
00:00	18	4			22	12:00	123	114			237	
00:15	7	3			10	12:15	127	112			239	
00:30	8	9			17	12:30	111	110			221	
00:45	9	42	4	20	13	12:45	120	481	110	446	230	927
01:00	4	4			8	13:00	134	118			252	
01:15	3	2			5	13:15	164	133			297	
01:30	8	3			11	13:30	173	164			337	
01:45	6	21	3	12	9	13:45	142	613	169	584	311	1197
02:00	6	0			6	14:00	159	140			299	
02:15	1	3			4	14:15	196	134			330	
02:30	2	2			4	14:30	189	140			329	
02:45	3	12	4	9	7	14:45	226	770	150	564	376	1334
03:00	2	2			4	15:00	258	133			391	
03:15	2	5			7	15:15	242	133			375	
03:30	6	8			14	15:30	257	165			422	
03:45	2	12	21	36	23	15:45	335	1092	148	579	483	1671
04:00	4	11			15	16:00	230	136			366	
04:15	5	15			20	16:15	232	112			344	
04:30	1	40			41	16:30	221	115			336	
04:45	7	17	53	119	60	16:45	243	926	138	501	381	1427
05:00	11	49			60	17:00	270	107			377	
05:15	9	57			66	17:15	306	115			421	
05:30	14	128			142	17:30	256	101			357	
05:45	20	54	111	345	131	17:45	259	1091	88	411	347	1502
06:00	21	92			113	18:00	168	96			264	
06:15	35	124			159	18:15	157	80			237	
06:30	45	159			204	18:30	170	90			260	
06:45	50	151	200	575	250	18:45	158	653	69	335	227	988
07:00	61	180			241	19:00	115	51			166	
07:15	69	260			329	19:15	106	51			157	
07:30	128	270			398	19:30	85	57			142	
07:45	152	410	351	1061	503	19:45	59	365	33	192	92	557
08:00	112	438			550	20:00	54	46			100	
08:15	167	241			408	20:15	73	37			110	
08:30	87	233			320	20:30	70	43			113	
08:45	83	449	204	1116	287	20:45	51	248	32	158	83	406
09:00	79	167			246	21:00	57	32			89	
09:15	80	142			222	21:15	45	28			73	
09:30	84	132			216	21:30	44	26			70	
09:45	74	317	121	562	195	21:45	41	187	28	114	69	301
10:00	81	106			187	22:00	36	20			56	
10:15	82	100			182	22:15	31	17			48	
10:30	67	113			180	22:30	45	17			62	
10:45	102	332	92	411	194	22:45	20	132	10	64	30	196
11:00	90	103			193	23:00	41	13			54	
11:15	105	110			215	23:15	26	11			37	
11:30	105	109			214	23:30	23	12			35	
11:45	97	397	112	434	209	23:45	16	106	6	42	22	148
TOTALS	2214	4700			6914	TOTALS	6664	3990			10654	
SPLIT %	32.0%	68.0%			39.4%	SPLIT %	62.5%	37.5%			60.6%	

DAILY TOTALS					NB	SB	EB	WB	Total
					8,878	8,690	0	0	17,568

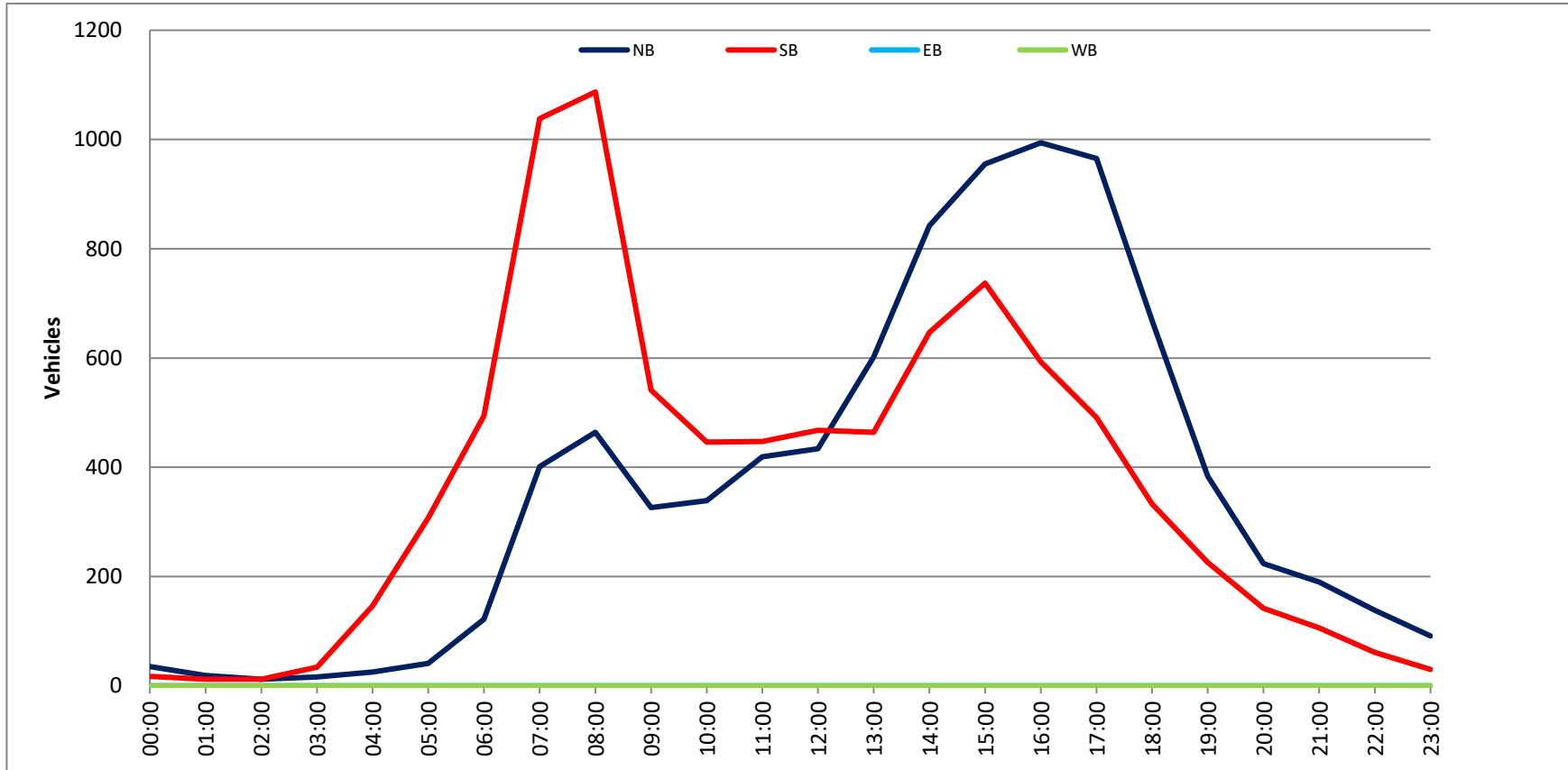
AM Peak Hour	07:30	07:15			07:30	PM Peak Hour	15:00	13:30			15:00
AM Pk Volume	559	1319			1859	PM Pk Volume	1092	607			1671
Pk Hr Factor	0.837	0.753			0.845	Pk Hr Factor	0.815	0.898			0.865
7 - 9 Volume	859	2177	0	0	3036	4 - 6 Volume	2017	912	0	0	2929
7 - 9 Peak Hour	07:30	07:15			07:30	4 - 6 Peak Hour	17:00	16:00			16:45
7 - 9 Pk Volume	559	1319	0	0	1859	4 - 6 Pk Volume	1091	501	0	0	1536
Pk Hr Factor	0.837	0.753	0.000	0.000	0.845	Pk Hr Factor	0.891	0.908	0.000	0.000	0.912

Project #: CA21_040160_013

City: Carlsbad

Location: College Blvd Bet. Carlsbad Village Dr &

Date: 10/5/2021

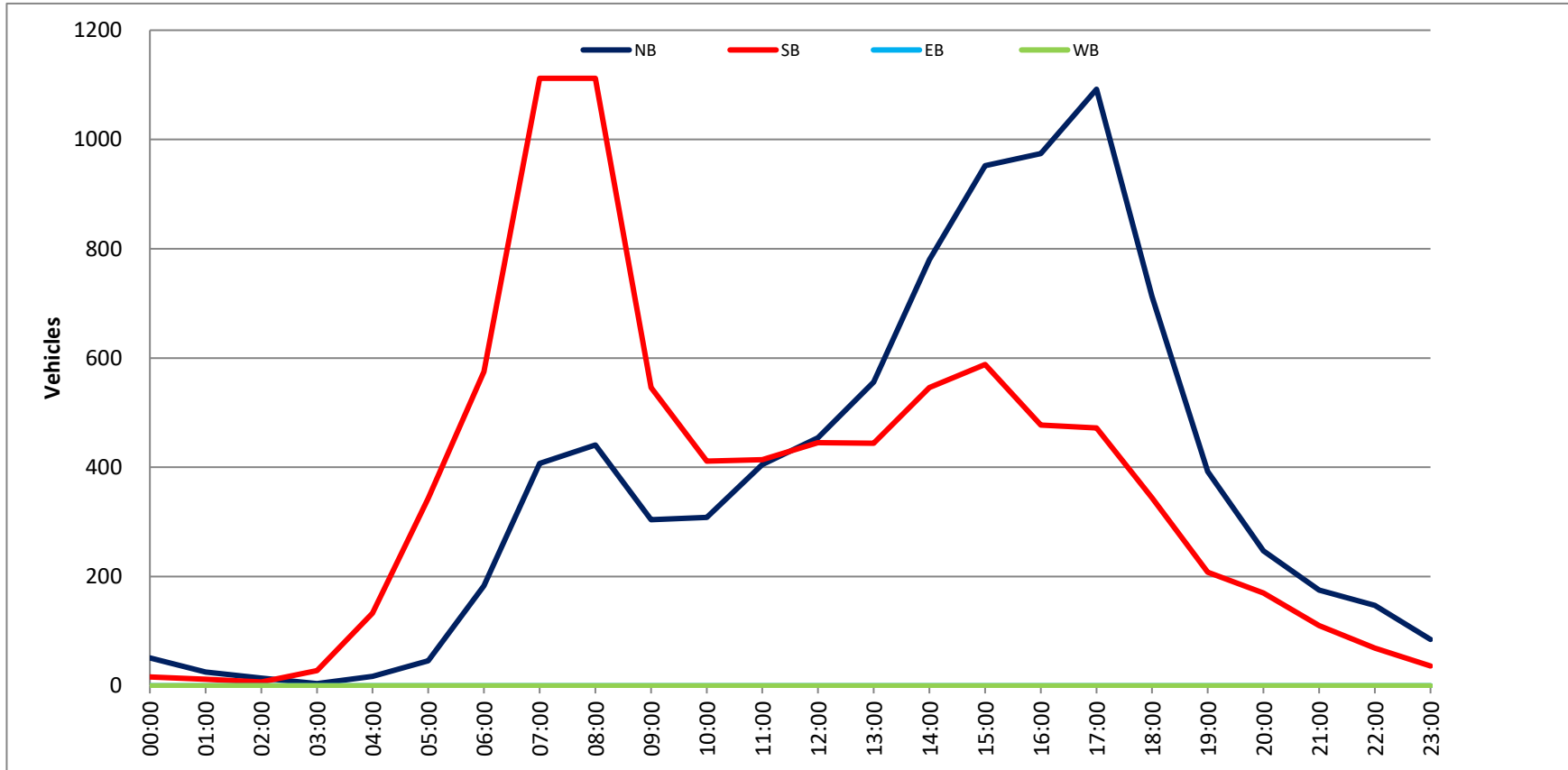


Project #: CA21_040160_013

City: Carlsbad

Location: College Blvd Bet. Carlsbad Village Dr &

Date: 10/6/2021

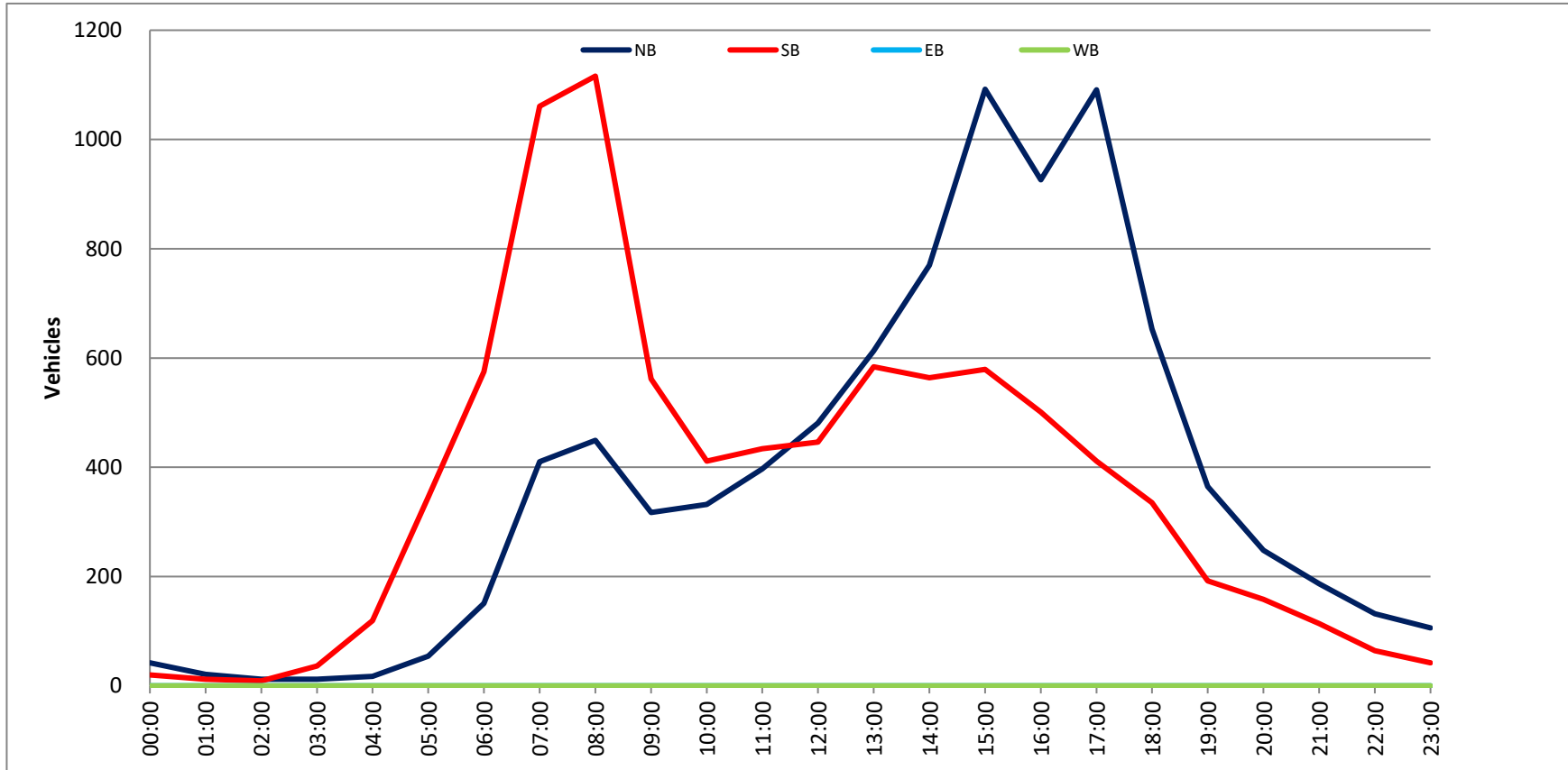


Project #: CA21_040160_013

City: Carlsbad

Location: College Blvd Bet. Carlsbad Village Dr &

Date: 10/7/2021



VOLUME

College Blvd Bet. El Camino Real & Aston Ave

Day: Wednesday
Date: 9/29/2021City: Carlsbad
Project #: CA21_040160_014

DAILY TOTALS					NB	SB	EB	WB	Total		
					2,773	3,153	0	0	5,926		
AM Period	NB	SB	EB	WB	TOTAL	PM Period	NB	SB	EB	WB	TOTAL
00:00	8	1			9	12:00	50	61			111
00:15	1	3			4	12:15	43	43			86
00:30	3	1			4	12:30	50	42			92
00:45	3	15	2	7	5	12:45	53	196	35	181	88
01:00	0	0			0	13:00	51	50			101
01:15	4	0			4	13:15	50	42			92
01:30	4	0			4	13:30	63	48			111
01:45	0	8	0		0	13:45	44	208	50	190	94
02:00	1	2			3	14:00	49	43			92
02:15	1	2			3	14:15	64	37			101
02:30	5	2			7	14:30	95	52			147
02:45	0	7	1	7	1	14:45	66	274	39	171	105
03:00	1	4			5	15:00	56	41			97
03:15	1	2			3	15:15	70	47			117
03:30	1	2			3	15:30	69	49			118
03:45	1	4	6	14	7	15:45	45	240	97	234	142
04:00	0	1			1	16:00	75	70			145
04:15	3	8			11	16:15	44	62			106
04:30	2	33			35	16:30	63	50			113
04:45	0	5	39	81	39	16:45	55	237	44	226	99
05:00	3	19			22	17:00	54	80			134
05:15	8	26			34	17:15	48	84			132
05:30	3	29			32	17:30	63	56			119
05:45	11	25	61	135	72	17:45	43	208	60	280	103
06:00	15	31			46	18:00	50	35			85
06:15	22	47			69	18:15	54	44			98
06:30	28	47			75	18:30	53	29			82
06:45	13	78	71	196	84	18:45	33	190	30	138	63
07:00	23	45			68	19:00	31	20			51
07:15	35	66			101	19:15	20	8			28
07:30	58	89			147	19:30	16	18			34
07:45	101	217	102	302	203	19:45	23	90	12	58	35
08:00	52	83			135	20:00	17	8			25
08:15	55	111			166	20:15	13	19			32
08:30	26	86			112	20:30	20	16			36
08:45	43	176	69	349	112	20:45	10	60	10	53	20
09:00	35	44			79	21:00	25	11			36
09:15	26	43			69	21:15	4	10			14
09:30	31	39			70	21:30	7	12			19
09:45	30	122	42	168	72	21:45	18	54	15	48	33
10:00	37	43			80	22:00	16	9			25
10:15	34	28			62	22:15	21	2			23
10:30	28	35			63	22:30	17	8			25
10:45	40	139	26	132	66	22:45	8	62	4	23	12
11:00	25	33			58	23:00	3	2			5
11:15	31	38			69	23:15	2	2			4
11:30	40	42			82	23:30	7	1			8
11:45	45	141	42	155	87	23:45	5	17	0	5	5
TOTALS	937	1546			2483	TOTALS	1836	1607			3443
SPLIT %	37.7%	62.3%			41.9%	SPLIT %	53.3%	46.7%			58.1%

DAILY TOTALS					NB	SB	EB	WB	Total
					2,773	3,153	0	0	5,926
AM Peak Hour	07:30	07:30			07:30	PM Peak Hour	14:30	17:00	15:15
AM Pk Volume	266	385			651	PM Pk Volume	287	280	522
Pk Hr Factor	0.658	0.867			0.802	Pk Hr Factor	0.755	0.833	0.900
7 - 9 Volume	393	651	0	0	1044	4 - 6 Volume	445	506	951
7 - 9 Peak Hour	07:30	07:30			07:30	4 - 6 Peak Hour	16:00	17:00	17:00
7 - 9 Pk Volume	266	385	0	0	651	4 - 6 Pk Volume	237	280	488
Pk Hr Factor	0.658	0.867	0.000	0.000	0.802	Pk Hr Factor	0.790	0.833	0.910

VOLUME

College Blvd Bet. El Camino Real & Aston Ave

Day: Thursday
Date: 9/30/2021

City: Carlsbad
Project #: CA21_040160_014

DAILY TOTALS					NB	SB	EB	WB	Total		
					3,081	3,385	0	0	6,466		
AM Period	NB	SB	EB	WB	TOTAL	PM Period	NB	SB	EB	WB	TOTAL
00:00	15	2			17	12:00	86	61			147
00:15	2	0			2	12:15	77	38			115
00:30	3	0			3	12:30	88	48			136
00:45	1	21	0	2	1	12:45	78	329	56	203	134
01:00	2	2			4	13:00	63	51			114
01:15	0	1			1	13:15	64	40			104
01:30	4	0			4	13:30	77	49			126
01:45	2	8	0	3	2	13:45	44	248	47	187	91
02:00	1	2			3	14:00	58	29			87
02:15	1	2			3	14:15	50	41			91
02:30	3	0			3	14:30	88	50			138
02:45	1	6	0	4	1	14:45	74	270	45	165	119
03:00	2	4			6	15:00	67	46			113
03:15	0	2			2	15:15	57	42			99
03:30	0	0			0	15:30	64	55			119
03:45	0	2	5	11	5	15:45	71	259	102	245	173
04:00	2	3			5	16:00	57	89			146
04:15	2	9			11	16:15	42	65			107
04:30	2	24			26	16:30	56	48			104
04:45	4	10	46	82	50	16:45	52	207	62	264	114
05:00	2	13			15	17:00	75	70			145
05:15	3	25			28	17:15	61	81			142
05:30	10	30			40	17:30	63	86			149
05:45	10	25	56	124	66	17:45	46	245	65	302	111
06:00	13	29			42	18:00	54	34			88
06:15	23	36			59	18:15	46	28			74
06:30	23	51			74	18:30	45	31			76
06:45	19	78	63	179	82	18:45	34	179	30	123	64
07:00	30	54			84	19:00	39	22			61
07:15	29	68			97	19:15	38	28			66
07:30	55	87			142	19:30	17	25			42
07:45	107	221	92	301	199	19:45	22	116	20	95	42
08:00	74	104			178	20:00	36	13			49
08:15	31	98			129	20:15	15	14			29
08:30	33	117			150	20:30	13	10			23
08:45	30	168	86	405	116	20:45	20	84	8	45	28
09:00	44	60			104	21:00	27	6			33
09:15	38	41			79	21:15	8	14			22
09:30	35	56			91	21:30	11	17			28
09:45	34	151	47	204	81	21:45	17	63	12	49	29
10:00	31	48			79	22:00	8	7			15
10:15	24	45			69	22:15	25	7			32
10:30	24	46			70	22:30	16	5			21
10:45	43	122	33	172	76	22:45	10	59	6	25	16
11:00	39	43			82	23:00	6	2			8
11:15	35	60			95	23:15	5	5			10
11:30	43	38			81	23:30	11	2			13
11:45	64	181	44	185	108	23:45	7	29	1	10	8
TOTALS	993	1672			2665	TOTALS	2088	1713			3801
SPLIT %	37.3%	62.7%			41.2%	SPLIT %	54.9%	45.1%			58.8%

DAILY TOTALS					NB	SB	EB	WB	Total
					3,081	3,385	0	0	6,466

AM Peak Hour	11:45	07:45			07:45	PM Peak Hour	12:00	15:30			16:45
AM Pk Volume	315	411			656	PM Pk Volume	329	311			550
Pk Hr Factor	0.895	0.878			0.824	Pk Hr Factor	0.935	0.762			0.923
7 - 9 Volume	389	706	0	0	1095	4 - 6 Volume	452	566	0	0	1018
7 - 9 Peak Hour	07:30	07:45			07:45	4 - 6 Peak Hour	16:45	17:00			16:45
7 - 9 Pk Volume	267	411	0	0	656	4 - 6 Pk Volume	251	302	0	0	550
Pk Hr Factor	0.624	0.878	0.000	0.000	0.824	Pk Hr Factor	0.837	0.878	0.000	0.000	0.923

Project #: CA21_040160_014

City: Carlsbad

Location: College Blvd Bet. El Camino Real & Aston Ave

Date: 9/28/2021



Project #: CA21_040160_014

City: Carlsbad

Location: College Blvd Bet. El Camino Real & Aston Ave

Date: 9/29/2021

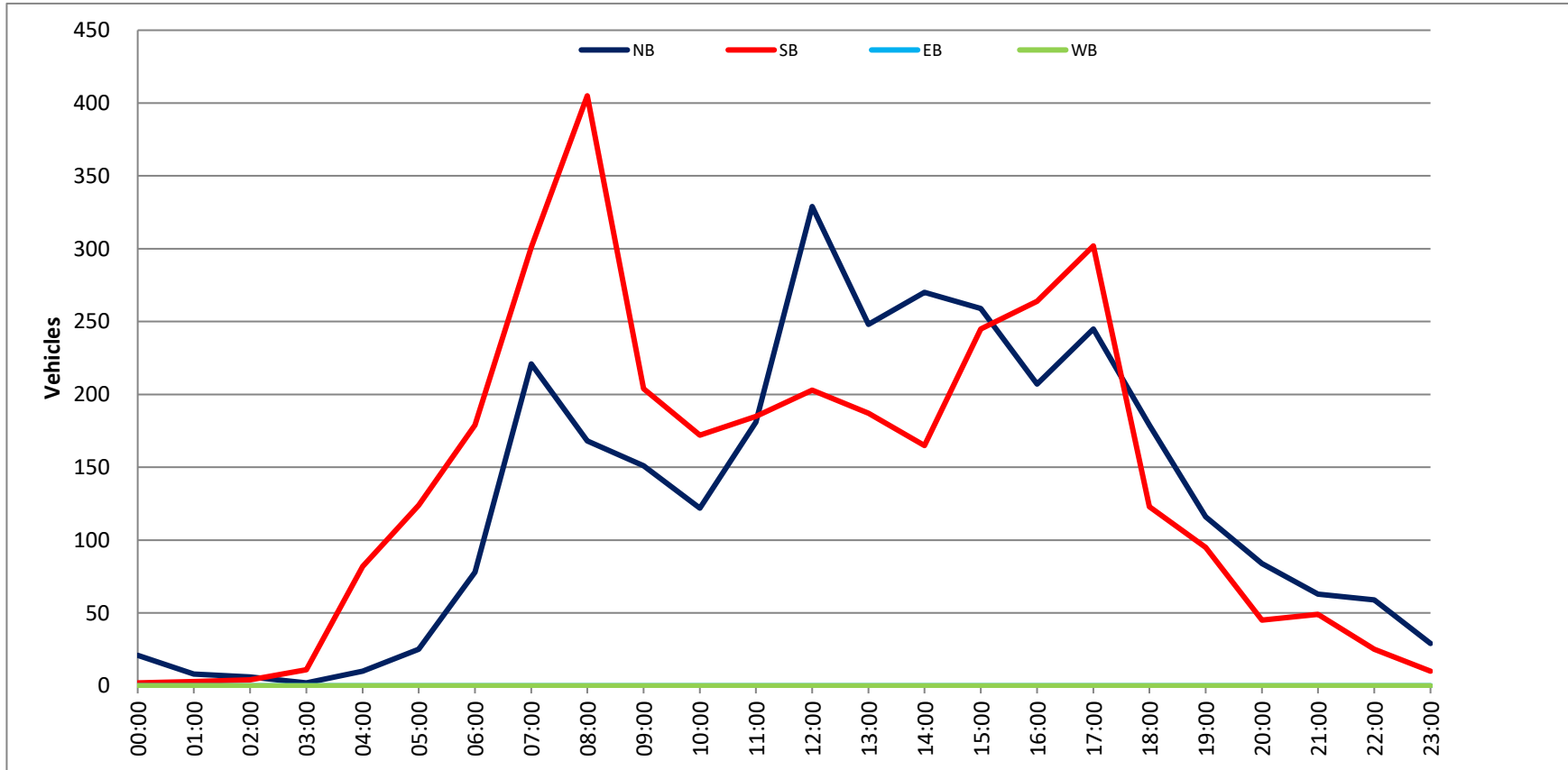


Project #: CA21_040160_014

City: Carlsbad

Location: College Blvd Bet. El Camino Real & Aston Ave

Date: 9/30/2021



VOLUME

College Blvd Bet. Aston Ave & Palomar Airport Rd

Day: Tuesday
Date: 9/28/2021City: Carlsbad
Project #: CA21_040160_015

DAILY TOTALS					NB	SB	EB	WB	Total		
					5,751	5,596	0	0	11,347		
AM Period	NB	SB	EB	WB	TOTAL	PM Period	NB	SB	EB	WB	TOTAL
00:00	2	7			9	12:00	105	130			235
00:15	1	1			2	12:15	84	104			188
00:30	3	3			6	12:30	116	94			210
00:45	2	8	3	14	5	12:45	126	431	75	403	201
01:00	5	4			9	13:00	93	87			180
01:15	1	1			2	13:15	98	94			192
01:30	1	5			6	13:30	81	92			173
01:45	2	9	1	11	3	13:45	84	356	104	377	188
02:00	3	5			8	14:00	76	94			170
02:15	2	4			6	14:15	90	95			185
02:30	3	3			6	14:30	90	152			242
02:45	1	9	2	14	3	14:45	90	346	94	435	184
03:00	2	4			6	15:00	80	94			174
03:15	3	2			5	15:15	79	98			177
03:30	3	1			4	15:30	86	146			232
03:45	7	15	8	15	15	15:45	74	319	166	504	240
04:00	4	5			9	16:00	78	200			278
04:15	9	2			11	16:15	57	138			195
04:30	15	9			24	16:30	75	157			232
04:45	38	66	10	26	48	16:45	75	285	158	653	233
05:00	26	7			33	17:00	74	208			282
05:15	41	13			54	17:15	64	188			252
05:30	69	12			81	17:30	89	159			248
05:45	86	222	25	57	111	17:45	69	296	152	707	221
06:00	62	21			83	18:00	48	126			174
06:15	71	30			101	18:15	43	105			148
06:30	64	56			120	18:30	38	73			111
06:45	119	316	44	151	163	18:45	46	175	78	382	124
07:00	111	41			152	19:00	33	53			86
07:15	124	50			174	19:15	25	45			70
07:30	170	86			256	19:30	41	34			75
07:45	260	665	91	268	351	19:45	26	125	27	159	53
08:00	139	91			230	20:00	26	28			54
08:15	167	86			253	20:15	20	18			38
08:30	166	66			232	20:30	31	17			48
08:45	173	645	75	318	248	20:45	25	102	14	77	39
09:00	164	56			220	21:00	22	18			40
09:15	155	55			210	21:15	21	13			34
09:30	111	66			177	21:30	13	11			24
09:45	123	553	67	244	190	21:45	16	72	12	54	28
10:00	82	68			150	22:00	14	19			33
10:15	83	72			155	22:15	11	21			32
10:30	78	65			143	22:30	14	11			25
10:45	71	314	63	268	134	22:45	11	50	5	56	16
11:00	66	88			154	23:00	15	15			30
11:15	85	81			166	23:15	10	9			19
11:30	88	92			180	23:30	6	11			17
11:45	98	337	103	364	201	23:45	4	35	4	39	8
TOTALS		3159	1750		4909	TOTALS		2592	3846		6438
SPLIT %		64.4%	35.6%		43.3%	SPLIT %		40.3%	59.7%		56.7%

DAILY TOTALS					NB	SB	EB	WB	Total		
					5,751	5,596	0	0	11,347		
AM Peak Hour	07:30	11:45			07:30	PM Peak Hour	12:30	16:45	16:45		
AM Pk Volume	736	431			1090	PM Pk Volume	433	713	1015		
Pk Hr Factor	0.708	0.829			0.776	Pk Hr Factor	0.859	0.857	0.900		
7 - 9 Volume	1310	586	0	0	1896	4 - 6 Volume	581	1360	0	0	1941
7 - 9 Peak Hour	07:30	07:30			07:30	4 - 6 Peak Hour	16:45	16:45			16:45
7 - 9 Pk Volume	736	354	0	0	1090	4 - 6 Pk Volume	302	713	0	0	1015
Pk Hr Factor	0.708	0.973	0.000	0.000	0.776	Pk Hr Factor	0.848	0.857	0.000	0.000	0.900

VOLUME

College Blvd Bet. Aston Ave & Palomar Airport Rd

Day: Wednesday
Date: 9/29/2021City: Carlsbad
Project #: CA21_040160_015

DAILY TOTALS					NB	SB	EB	WB	Total		
					5,784	5,745	0	0	11,529		
AM Period	NB	SB	EB	WB	TOTAL	PM Period	NB	SB	EB	WB	TOTAL
00:00	6	13			19	12:00	87	124			211
00:15	1	9			10	12:15	112	108			220
00:30	7	10			17	12:30	98	98			196
00:45	3	17	8	40	11	12:45	123	420	95	425	218
01:00	3	2			5	13:00	100	92			192
01:15	2	3			5	13:15	82	101			183
01:30	1	5			6	13:30	87	94			181
01:45	0	6	6	16	6	13:45	106	375	112	399	218
02:00	4	7			11	14:00	76	92			168
02:15	3	4			7	14:15	88	112			200
02:30	3	3			6	14:30	78	164			242
02:45	2	12	1	15	3	14:45	96	338	105	473	201
03:00	3	4			7	15:00	80	112			192
03:15	6	1			7	15:15	70	105			175
03:30	3	3			6	15:30	60	132			192
03:45	3	15	5	13	8	15:45	51	261	168	517	219
04:00	5	4			9	16:00	78	173			251
04:15	15	3			18	16:15	76	148			224
04:30	20	10			30	16:30	73	157			230
04:45	28	68	11	28	39	16:45	67	294	134	612	201
05:00	24	10			34	17:00	66	219			285
05:15	47	14			61	17:15	68	159			227
05:30	61	18			79	17:30	65	146			211
05:45	83	215	28	70	111	17:45	56	255	115	639	171
06:00	79	24			103	18:00	59	131			190
06:15	70	21			91	18:15	58	96			154
06:30	72	49			121	18:30	54	95			149
06:45	118	339	42	136	160	18:45	34	205	65	387	99
07:00	98	50			148	19:00	53	58			111
07:15	128	48			176	19:15	30	35			65
07:30	173	97			270	19:30	27	46			73
07:45	263	662	87	282	350	19:45	23	133	31	170	54
08:00	192	92			284	20:00	32	29			61
08:15	204	88			292	20:15	17	29			46
08:30	199	90			289	20:30	28	33			61
08:45	148	743	67	337	215	20:45	16	93	16	107	32
09:00	162	83			245	21:00	34	15			49
09:15	132	60			192	21:15	13	9			22
09:30	104	77			181	21:30	25	17			42
09:45	112	510	75	295	187	21:45	20	92	14	55	34
10:00	99	75			174	22:00	14	10			24
10:15	93	77			170	22:15	5	15			20
10:30	65	70			135	22:30	15	11			26
10:45	89	346	59	281	148	22:45	11	45	4	40	15
11:00	65	90			155	23:00	4	12			16
11:15	78	94			172	23:15	3	8			11
11:30	78	96			174	23:30	9	3			12
11:45	101	322	103	383	204	23:45	2	18	2	25	4
TOTALS	3255	1896			5151	TOTALS	2529	3849			6378
SPLIT %	63.2%	36.8%			44.7%	SPLIT %	39.7%	60.3%			55.3%

DAILY TOTALS					NB	SB	EB	WB	Total
					5,784	5,745	0	0	11,529

AM Peak Hour	07:45	11:45			07:45	PM Peak Hour	12:15	16:30			16:30
AM Pk Volume	858	433			1215	PM Pk Volume	433	669			943
Pk Hr Factor	0.816	0.873			0.868	Pk Hr Factor	0.880	0.764			0.827
7 - 9 Volume	1405	619	0	0	2024	4 - 6 Volume	549	1251	0	0	1800
7 - 9 Peak Hour	07:45	07:30			07:45	4 - 6 Peak Hour	16:00	16:30			16:30
7 - 9 Pk Volume	858	364	0	0	1215	4 - 6 Pk Volume	294	669	0	0	943
Pk Hr Factor	0.816	0.938	0.000	0.000	0.868	Pk Hr Factor	0.942	0.764	0.000	0.000	0.827

VOLUME

College Blvd Bet. Aston Ave & Palomar Airport Rd

Day: Thursday
Date: 9/30/2021

City: Carlsbad
Project #: CA21_040160_015

DAILY TOTALS	NB	SB	EB	WB	Total
	5,983	5,910	0	0	11,893

AM Period	NB	SB	EB	WB	TOTAL	PM Period	NB	SB	EB	WB	TOTAL	
00:00	6	8			14	12:00	134	133			267	
00:15	1	3			4	12:15	135	99			234	
00:30	3	4			7	12:30	136	98			234	
00:45	2	12	1	16	3	12:45	139	544	110	440	249	984
01:00	1	2			3	13:00	126	106			232	
01:15	0	0			0	13:15	89	86			175	
01:30	2	3			5	13:30	97	115			212	
01:45	2	5	1	6	3	13:45	90	402	106	413	196	815
02:00	3	4			7	14:00	97	101			198	
02:15	4	5			9	14:15	84	122			206	
02:30	1	3			4	14:30	81	156			237	
02:45	2	10	0	12	2	14:45	84	346	114	493	198	839
03:00	2	3			5	15:00	71	104			175	
03:15	2	2			4	15:15	82	94			176	
03:30	2	3			5	15:30	82	134			216	
03:45	9	15	4	12	13	15:45	74	309	160	492	234	801
04:00	10	3			13	16:00	66	180			246	
04:15	7	8			15	16:15	76	165			241	
04:30	29	7			36	16:30	77	171			248	
04:45	28	74	14	32	42	16:45	79	298	157	673	236	971
05:00	23	11			34	17:00	89	183			272	
05:15	27	10			37	17:15	82	203			285	
05:30	62	20			82	17:30	64	163			227	
05:45	86	198	25	66	111	17:45	58	293	121	670	179	963
06:00	67	27			94	18:00	65	106			171	
06:15	64	31			95	18:15	38	83			121	
06:30	70	43			113	18:30	50	79			129	
06:45	108	309	41	142	149	18:45	45	198	59	327	104	525
07:00	81	47			128	19:00	43	60			103	
07:15	120	65			185	19:15	44	50			94	
07:30	166	81			247	19:30	28	55			83	
07:45	254	621	81	274	335	19:45	35	150	35	200	70	350
08:00	176	100			276	20:00	46	34			80	
08:15	178	113			291	20:15	19	21			40	
08:30	145	96			241	20:30	32	24			56	
08:45	204	703	89	398	293	20:45	26	123	19	98	45	221
09:00	150	66			216	21:00	28	22			50	
09:15	163	86			249	21:15	16	14			30	
09:30	107	76			183	21:30	18	15			33	
09:45	102	522	68	296	170	21:45	14	76	12	63	26	139
10:00	91	78			169	22:00	15	9			24	
10:15	88	79			167	22:15	11	14			25	
10:30	64	72			136	22:30	8	8			16	
10:45	90	333	63	292	153	22:45	8	42	4	35	12	77
11:00	80	92			172	23:00	6	11			17	
11:15	89	111			200	23:15	3	12			15	
11:30	92	115			207	23:30	11	4			15	
11:45	115	376	112	430	227	23:45	4	24	3	30	7	54
TOTALS	3178	1976			5154	TOTALS	2805	3934			6739	
SPLIT %	61.7%	38.3%			43.3%	SPLIT %	41.6%	58.4%			56.7%	

DAILY TOTALS	NB	SB	EB	WB	Total
	5,983	5,910	0	0	11,893

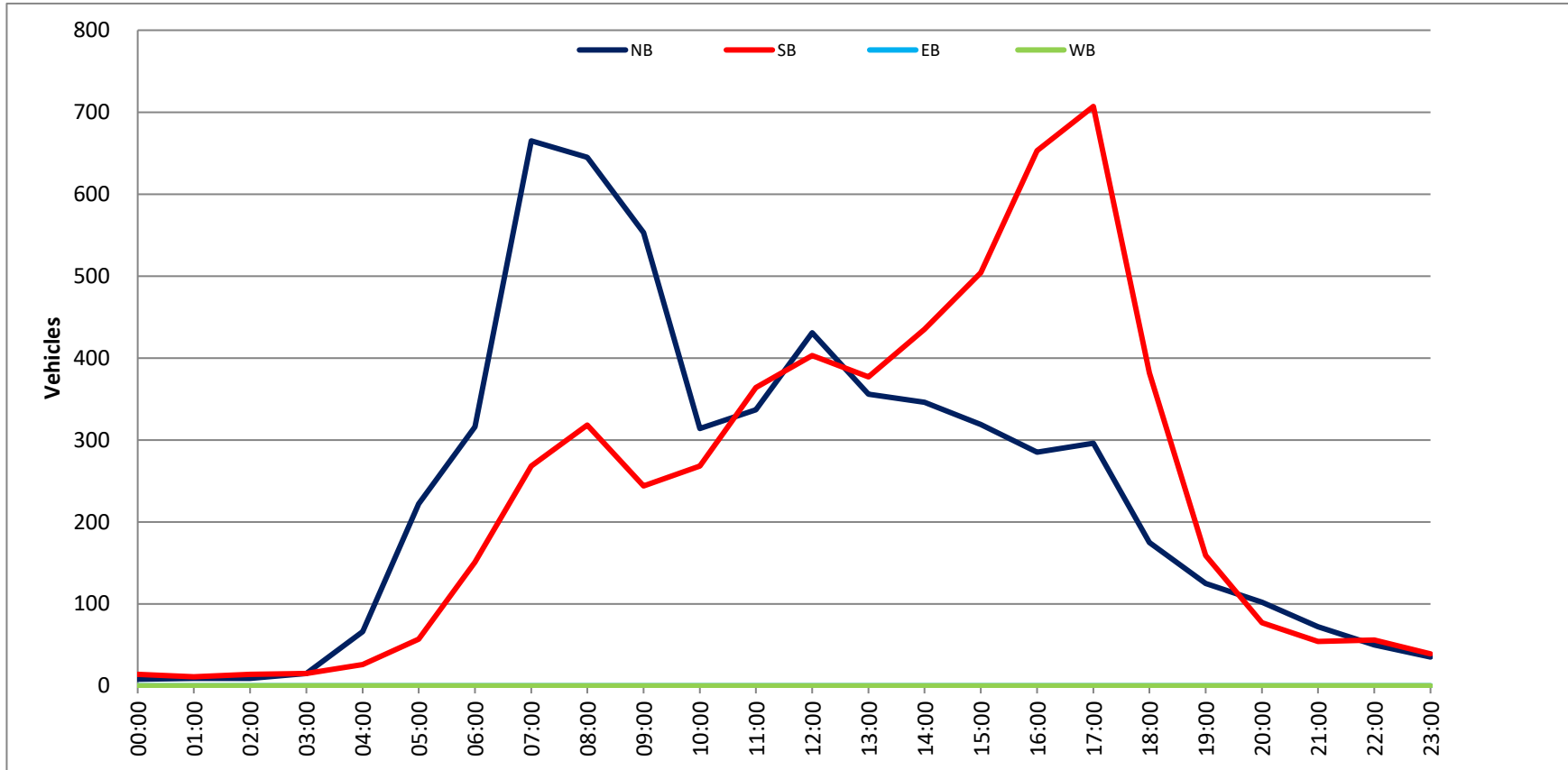
AM Peak Hour	07:30	11:15			07:30	PM Peak Hour	12:00	16:30			16:30
AM Pk Volume	774	471			1149	PM Pk Volume	544	714			1041
Pk Hr Factor	0.762	0.885			0.857	Pk Hr Factor	0.978	0.879			0.913
7 - 9 Volume	1324	672	0	0	1996	4 - 6 Volume	591	1343	0	0	1934
7 - 9 Peak Hour	07:30	08:00			07:30	4 - 6 Peak Hour	16:30	16:30			16:30
7 - 9 Pk Volume	774	398	0	0	1149	4 - 6 Pk Volume	327	714	0	0	1041
Pk Hr Factor	0.762	0.881	0.000	0.000	0.857	Pk Hr Factor	0.919	0.879	0.000	0.000	0.913

Project #: CA21_040160_015

City: Carlsbad

Location: College Blvd Bet. Aston Ave & Palomar Airport

Date: 9/28/2021

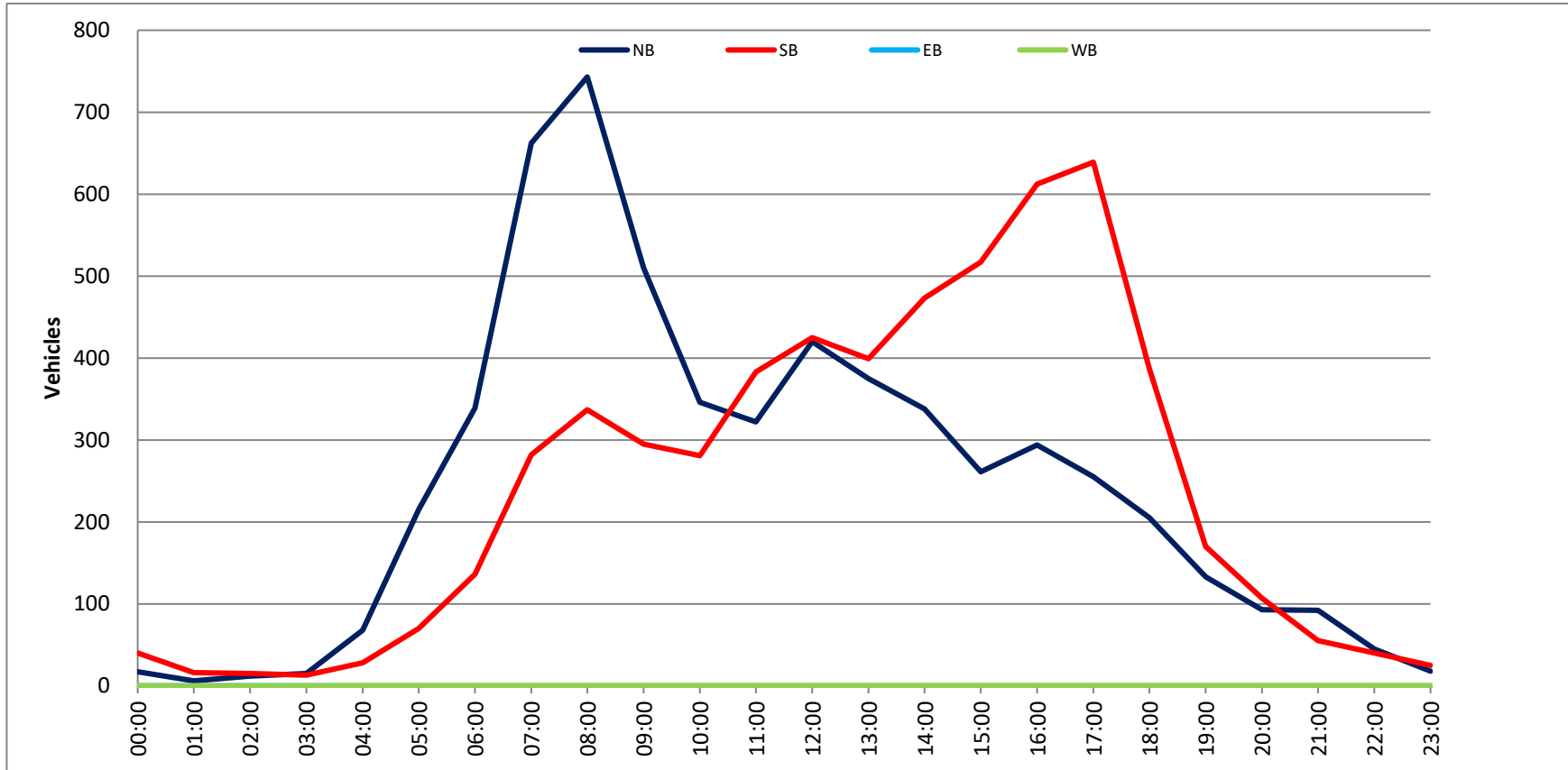


Project #: CA21_040160_015

City: Carlsbad

Location: College Blvd Bet. Aston Ave & Palomar Airport

Date: 9/29/2021



Project #: CA21_040160_015

City: Carlsbad

Location: College Blvd Bet. Aston Ave & Palomar Airport

Date: 9/30/2021



VOLUME

Aviara Pkwy Bet. Palomar Airport Rd & Poinsettia Ln

Day: Wednesday
Date: 10/27/2021

City: Carlsbad
Project #: CA21_040160_016

DAILY TOTALS					NB	SB	EB	WB	Total		
					6,702	6,036	0	0	12,738		
AM Period	NB	SB	EB	WB	TOTAL	PM Period	NB	SB	EB	WB	TOTAL
0:00	1	1			2	12:00	88	101			189
0:15	0	2			2	12:15	99	94			193
0:30	1	0			1	12:30	115	99			214
0:45	2	4	1	4	3	12:45	95	397	124	418	219
1:00	0	0			0	13:00	90	128			218
1:15	1	1			2	13:15	109	112			221
1:30	2	0			2	13:30	94	127			221
1:45	1	4	1	2	2	13:45	96	389	122	489	218
2:00	4	2			6	14:00	99	128			227
2:15	3	0			3	14:15	108	136			244
2:30	1	1			2	14:30	133	113			246
2:45	0	8	0	3	0	14:45	149	489	120	497	269
3:00	1	1			2	15:00	129	128			257
3:15	1	1			2	15:15	113	107			220
3:30	1	1			2	15:30	122	130			252
3:45	2	5	0	3	2	15:45	174	538	146	511	320
4:00	1	0			1	16:00	141	141			282
4:15	2	1			3	16:15	161	153			314
4:30	7	1			8	16:30	158	144			302
4:45	14	24	6	8	20	16:45	129	589	154	592	283
5:00	13	6			19	17:00	135	162			297
5:15	18	6			24	17:15	142	162			304
5:30	29	8			37	17:30	122	118			240
5:45	37	97	10	30	47	17:45	149	548	114	556	263
6:00	32	17			49	18:00	161	128			289
6:15	44	22			66	18:15	112	152			264
6:30	65	15			80	18:30	129	109			238
6:45	63	204	41	95	104	18:45	109	511	99	488	208
7:00	70	37			107	19:00	95	112			207
7:15	55	63			118	19:15	92	69			161
7:30	136	110			246	19:30	69	79			148
7:45	159	420	67	277	226	19:45	69	325	96	356	165
8:00	154	79			233	20:00	61	73			134
8:15	152	79			231	20:15	48	46			94
8:30	118	79			197	20:30	77	56			133
8:45	120	544	78	315	198	20:45	64	250	66	241	130
9:00	93	64			157	21:00	41	63			104
9:15	97	58			155	21:15	21	39			60
9:30	92	59			151	21:30	23	34			57
9:45	94	376	64	245	158	21:45	29	114	35	171	64
10:00	95	66			161	22:00	19	12			31
10:15	86	64			150	22:15	18	20			38
10:30	84	88			172	22:30	20	18			38
10:45	85	350	71	289	156	22:45	17	74	11	61	28
11:00	95	79			174	23:00	14	2			16
11:15	91	90			181	23:15	10	16			26
11:30	97	99			196	23:30	9	6			15
11:45	117	400	85	353	202	23:45	9	42	8	32	17
TOTALS	2436	1624			4060	TOTALS	4266	4412			8678
SPLIT %	60.0%	40.0%			31.9%	SPLIT %	49.2%	50.8%			68.1%

DAILY TOTALS					NB	SB	EB	WB	Total
					6,702	6,036	0	0	12,738

AM Peak Hour	7:30	11:30			7:30	PM Peak Hour	15:45	16:30			15:45
AM Pk Volume	601	379			936	PM Pk Volume	634	622			1218
Pk Hr Factor	0.945	0.938			0.951	Pk Hr Factor	0.911	0.960			0.952
7 - 9 Volume	964	592	0	0	1556	4 - 6 Volume	1137	1148	0	0	2285
7 - 9 Peak Hour	7:30	7:30			7:30	4 - 6 Peak Hour	16:00	16:30			16:15
7 - 9 Pk Volume	601	335	0	0	936	4 - 6 Pk Volume	589	622	0	0	1196
Pk Hr Factor	0.945	0.761	0.000	0.000	0.951	Pk Hr Factor	0.915	0.960	0.000	0.000	0.952

VOLUME

Aviara Pkwy Bet. Palomar Airport Rd & Poinsettia Ln

Day: Thursday
Date: 10/28/2021City: Carlsbad
Project #: CA21_040160_016

DAILY TOTALS					NB	SB	EB	WB	Total		
					6,848	6,167	0	0	13,015		
AM Period	NB	SB	EB	WB	TOTAL	PM Period	NB	SB	EB	WB	TOTAL
0:00	0	1			1	12:00	87	103			190
0:15	1	2			3	12:15	97	96			193
0:30	2	1			3	12:30	107	105			212
0:45	0	3	0	4	0	12:45	97	388	131	435	228
1:00	2	0			2	13:00	88	122			210
1:15	2	1			3	13:15	109	118			227
1:30	2	0			2	13:30	94	129			223
1:45	1	7	3	4	4	13:45	100	391	120	489	220
2:00	2	2			4	14:00	94	120			214
2:15	3	0			3	14:15	105	130			235
2:30	2	1			3	14:30	141	114			255
2:45	0	7	0	3	0	14:45	145	485	119	483	264
3:00	3	1			4	15:00	136	127			263
3:15	2	1			3	15:15	114	115			229
3:30	2	1			3	15:30	119	122			241
3:45	3	10	0	3	3	15:45	179	548	148	512	327
4:00	2	0			2	16:00	148	149			297
4:15	6	2			8	16:15	168	164			332
4:30	8	1			9	16:30	164	149			313
4:45	17	33	5	8	22	16:45	148	628	157	619	305
5:00	12	5			17	17:00	147	163			310
5:15	16	6			22	17:15	153	175			328
5:30	23	10			33	17:30	120	122			242
5:45	36	87	9	30	45	17:45	159	579	120	580	279
6:00	29	19			48	18:00	177	145			322
6:15	45	26			71	18:15	118	161			279
6:30	64	22			86	18:30	122	100			222
6:45	66	204	39	106	105	18:45	104	521	103	509	207
7:00	71	34			105	19:00	92	113			205
7:15	60	64			124	19:15	90	74			164
7:30	137	101			238	19:30	70	78			148
7:45	165	433	70	269	235	19:45	72	324	95	360	167
8:00	158	83			241	20:00	58	76			134
8:15	149	85			234	20:15	55	45			100
8:30	116	82			198	20:30	86	59			145
8:45	115	538	77	327	192	20:45	65	264	71	251	136
9:00	102	65			167	21:00	40	64			104
9:15	91	61			152	21:15	18	45			63
9:30	100	58			158	21:30	20	37			57
9:45	99	392	65	249	164	21:45	30	108	34	180	64
10:00	99	67			166	22:00	28	16			44
10:15	88	63			151	22:15	17	15			32
10:30	85	88			173	22:30	22	16			38
10:45	88	360	72	290	160	22:45	17	84	15	62	32
11:00	95	76			171	23:00	16	5			21
11:15	93	91			184	23:15	14	17			31
11:30	96	100			196	23:30	10	7			17
11:45	118	402	86	353	204	23:45	12	52	12	41	24
TOTALS	2476	1646			4122	TOTALS	4372	4521			8893
SPLIT %	60.1%	39.9%			31.7%	SPLIT %	49.2%	50.8%			68.3%

DAILY TOTALS					NB	SB	EB	WB	Total
					6,848	6,167	0	0	13,015

AM Peak Hour	7:30	11:45			7:30	PM Peak Hour	15:45	16:30			15:45
AM Pk Volume	609	390			948	PM Pk Volume	659	644			1269
Pk Hr Factor	0.923	0.929			0.983	Pk Hr Factor	0.920	0.920			0.956
7 - 9 Volume	971	596	0	0	1567	4 - 6 Volume	1207	1199	0	0	2406
7 - 9 Peak Hour	7:30	7:30			7:30	4 - 6 Peak Hour	16:00	16:30			16:15
7 - 9 Pk Volume	609	339	0	0	948	4 - 6 Pk Volume	628	644	0	0	1260
Pk Hr Factor	0.923	0.839	0.000	0.000	0.983	Pk Hr Factor	0.935	0.920	0.000	0.000	0.949

VOLUME

Aviara Pkwy Bet. Palomar Airport Rd & Poinsettia Ln

Day: Friday
Date: 10/29/2021City: Carlsbad
Project #: CA21_040160_016

DAILY TOTALS					NB	SB	EB	WB	Total		
					6,764	6,168	0	0	12,932		
AM Period	NB	SB	EB	WB	TOTAL	PM Period	NB	SB	EB	WB	TOTAL
0:00	1	1			2	12:00	92	106			198
0:15	2	2			4	12:15	102	101			203
0:30	0	0			0	12:30	107	102			209
0:45	2	5	2	5	4	12:45	97	398	128	437	225
1:00	0	0			0	13:00	91	119			210
1:15	1	1			2	13:15	107	114			221
1:30	2	0			2	13:30	93	129			222
1:45	1	4	3	4	4	13:45	99	390	112	474	211
2:00	5	2			7	14:00	97	117			214
2:15	3	0			3	14:15	109	131			240
2:30	4	1			5	14:30	133	114			247
2:45	0	12	0	3	0	14:45	145	484	124	486	269
3:00	1	1			2	15:00	129	124			253
3:15	5	1			6	15:15	111	119			230
3:30	3	0			3	15:30	123	122			245
3:45	1	10	0	2	1	15:45	172	535	153	518	325
4:00	3	1			4	16:00	143	154			297
4:15	5	1			6	16:15	173	170			343
4:30	5	2			7	16:30	158	147			305
4:45	21	34	2	6	23	16:45	140	614	153	624	293
5:00	12	2			14	17:00	143	158			301
5:15	18	6			24	17:15	153	170			323
5:30	16	9			25	17:30	121	126			247
5:45	35	81	15	32	50	17:45	153	570	120	574	273
6:00	31	10			41	18:00	173	140			313
6:15	38	25			63	18:15	118	160			278
6:30	35	32			67	18:30	122	100			222
6:45	61	165	22	89	83	18:45	108	521	110	510	218
7:00	61	50			111	19:00	98	116			214
7:15	62	64			126	19:15	90	76			166
7:30	116	98			214	19:30	70	78			148
7:45	170	409	70	282	240	19:45	74	332	95	365	169
8:00	153	85			238	20:00	60	76			136
8:15	148	85			233	20:15	51	45			96
8:30	119	85			204	20:30	82	61			143
8:45	119	539	75	330	194	20:45	67	260	71	253	138
9:00	100	65			165	21:00	39	62			101
9:15	94	63			157	21:15	22	45			67
9:30	103	58			161	21:30	23	39			62
9:45	98	395	63	249	161	21:45	28	112	32	178	60
10:00	95	67			162	22:00	23	16			39
10:15	91	61			152	22:15	18	17			35
10:30	87	88			175	22:30	22	18			40
10:45	86	359	74	290	160	22:45	19	82	17	68	36
11:00	96	74			170	23:00	14	6			20
11:15	93	90			183	23:15	13	17			30
11:30	97	97			194	23:30	10	9			19
11:45	122	408	88	349	210	23:45	8	45	8	40	16
TOTALS	2421	1641			4062	TOTALS	4343	4527			8870
SPLIT %	59.6%	40.4%			31.4%	SPLIT %	49.0%	51.0%			68.6%

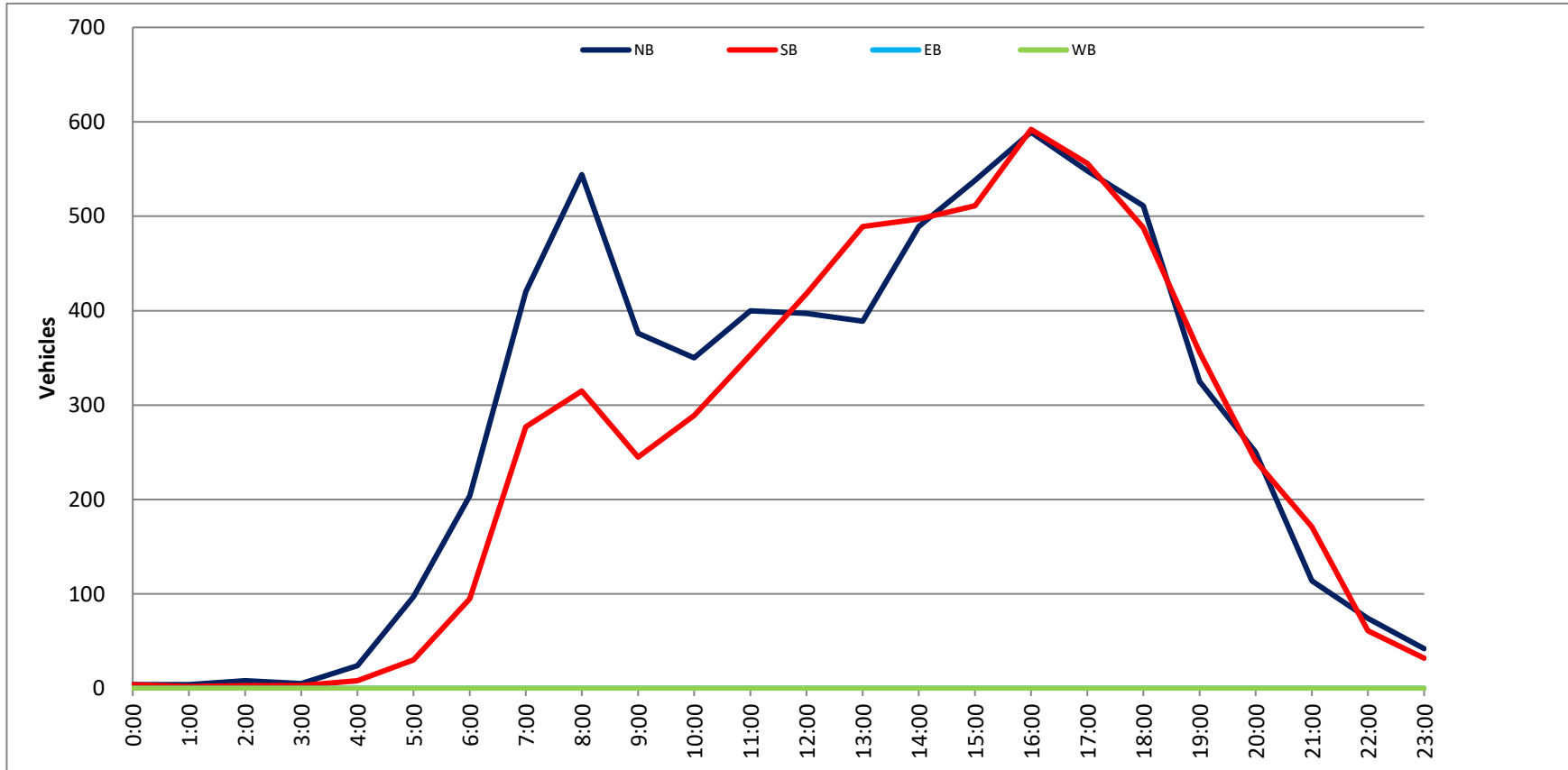
DAILY TOTALS					NB	SB	EB	WB	Total		
					6,764	6,168	0	0	12,932		
AM Peak Hour	7:45	11:45			7:30	PM Peak Hour	15:45	16:15	15:45		
AM Pk Volume	590	397			925	PM Pk Volume	646	628	1270		
Pk Hr Factor	0.868	0.936			0.964	Pk Hr Factor	0.934	0.924	0.926		
7 - 9 Volume	948	612	0	0	1560	4 - 6 Volume	1184	1198	0	0	2382
7 - 9 Peak Hour	7:45	7:30			7:30	4 - 6 Peak Hour	16:00	16:15			16:15
7 - 9 Pk Volume	590	338	0	0	925	4 - 6 Pk Volume	614	628	0	0	1242
Pk Hr Factor	0.868	0.862	0.000	0.000	0.964	Pk Hr Factor	0.887	0.924	0.000	0.000	0.905

Project #: CA21_040160_016

City: Carlsbad

Location: Aviara Pkwy Bet. Palomar Airport Rd &

Date: 10/27/2021

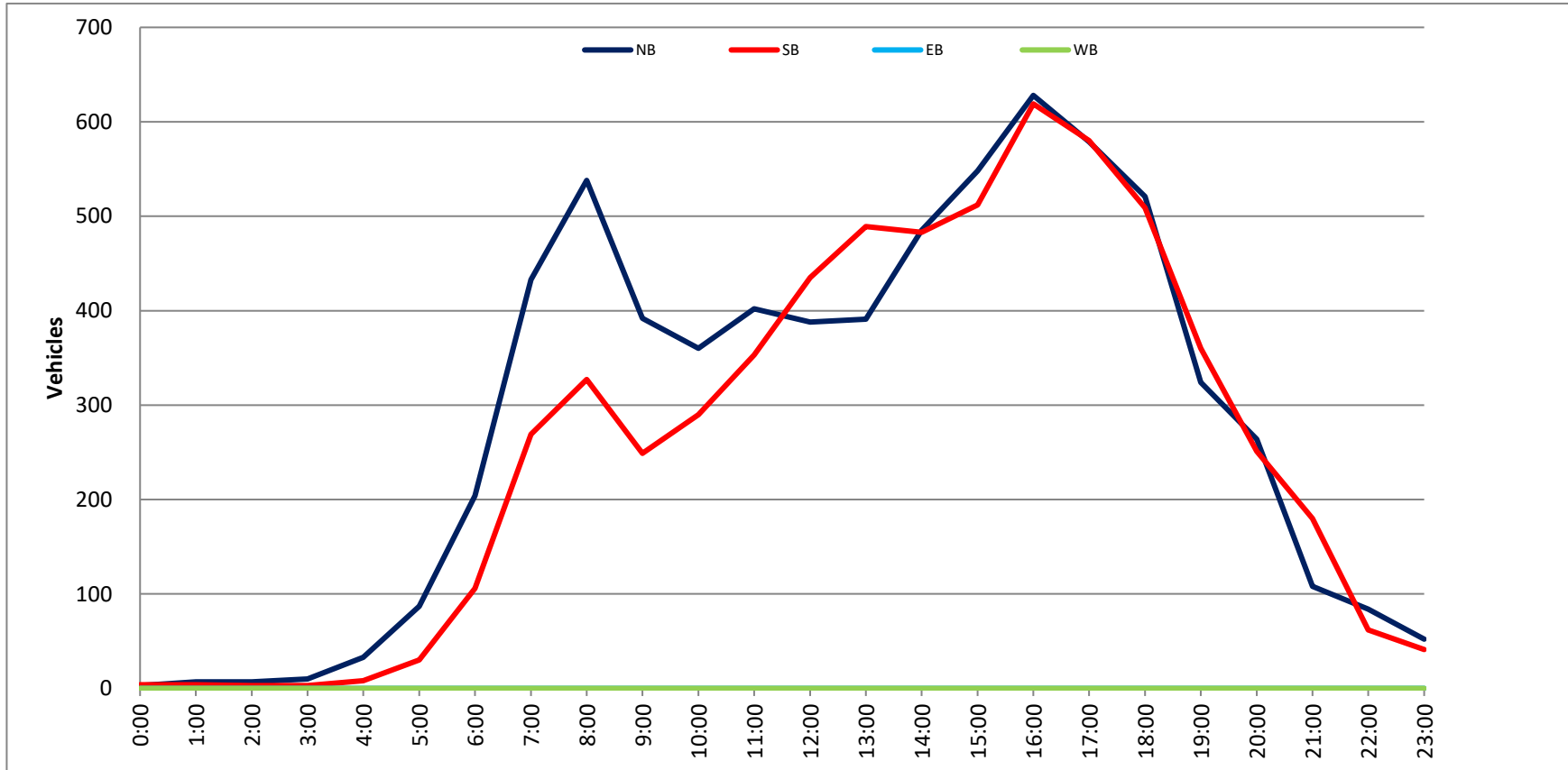


Project #: CA21_040160_016

City: Carlsbad

Location: Aviara Pkwy Bet. Palomar Airport Rd &

Date: 10/28/2021

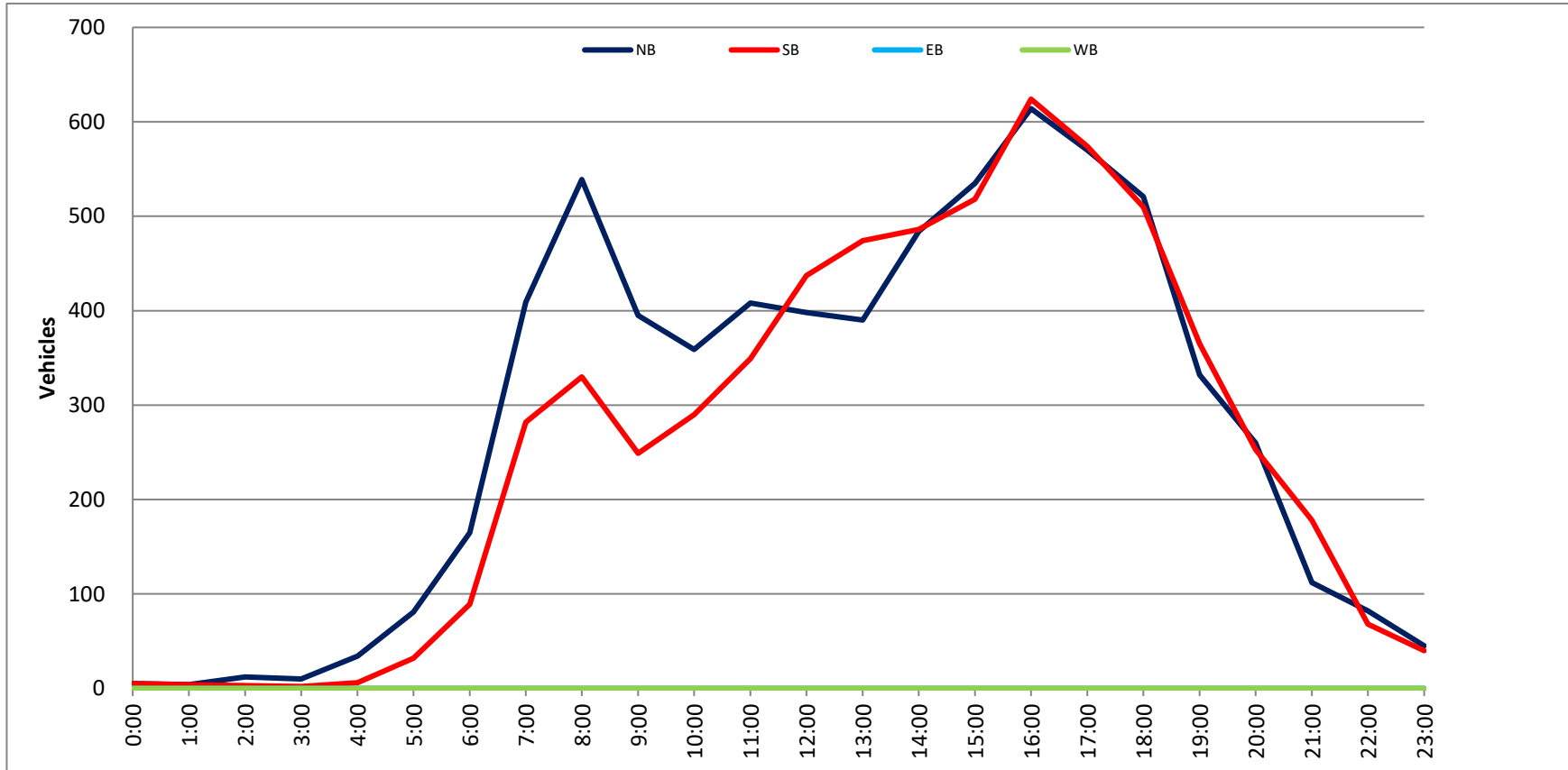


Project #: CA21_040160_016

City: Carlsbad

Location: Aviara Pkwy Bet. Palomar Airport Rd &

Date: 10/29/2021



VOLUME

Melrose Dr Bet. North City Limits & Palomar Airport Rd

Day: Tuesday
Date: 9/21/2021

City: Carlsbad
Project #: CA21_040160_017

DAILY TOTALS					NB	SB	EB	WB	Total		
					15,296	16,040	0	0	31,336		
AM Period	NB	SB	EB	WB	TOTAL	PM Period	NB	SB	EB	WB	TOTAL
00:00	17	17			34	12:00	276	245			521
00:15	10	6			16	12:15	266	247			513
00:30	8	4			12	12:30	230	232			462
00:45	10	45	10	37	20	12:45	251	1023	236	960	487
					82						1983
01:00	9	7			16	13:00	231	200			431
01:15	4	3			7	13:15	243	247			490
01:30	1	4			5	13:30	251	257			508
01:45	7	21	3	17	10	13:45	273	998	226	930	499
					38						1928
02:00	6	8			14	14:00	318	227			545
02:15	4	4			8	14:15	306	228			534
02:30	16	7			23	14:30	295	256			551
02:45	8	34	9	28	17	14:45	320	1239	230	941	550
					62						2180
03:00	10	9			19	15:00	355	229			584
03:15	14	15			29	15:15	380	265			645
03:30	9	25			34	15:30	379	271			650
03:45	10	43	28	77	38	15:45	346	1460	276	1041	622
					120						2501
04:00	19	17			36	16:00	357	259			616
04:15	31	37			68	16:15	387	267			654
04:30	43	77			120	16:30	381	294			675
04:45	38	131	97	228	135	16:45	399	1524	275	1095	674
					359						2619
05:00	49	74			123	17:00	360	329			689
05:15	70	103			173	17:15	357	297			654
05:30	71	198			269	17:30	302	237			539
05:45	81	271	189	564	270	17:45	262	1281	259	1122	521
					835						2403
06:00	139	171			310	18:00	206	240			446
06:15	140	186			326	18:15	212	197			409
06:30	171	271			442	18:30	170	163			333
06:45	216	666	309	937	525	18:45	195	783	142	742	337
					1603						1525
07:00	238	355			593	19:00	168	137			305
07:15	217	395			612	19:15	152	128			280
07:30	235	437			672	19:30	151	98			249
07:45	280	970	390	1577	670	19:45	128	599	94	457	222
					2547						1056
08:00	234	482			716	20:00	89	72			161
08:15	204	452			656	20:15	109	85			194
08:30	198	377			575	20:30	108	57			165
08:45	152	788	351	1662	503	20:45	87	393	66	280	153
					2450						673
09:00	198	329			527	21:00	108	60			168
09:15	165	280			445	21:15	73	52			125
09:30	177	296			473	21:30	69	49			118
09:45	177	717	228	1133	405	21:45	49	299	41	202	90
					1850						501
10:00	172	218			390	22:00	64	38			102
10:15	185	215			400	22:15	49	32			81
10:30	168	239			407	22:30	48	23			71
10:45	221	746	221	893	442	22:45	24	185	24	117	48
					1639						302
11:00	206	234			440	23:00	50	20			70
11:15	268	225			493	23:15	25	15			40
11:30	254	272			526	23:30	24	14			38
11:45	242	970	209	940	451	23:45	11	110	11	60	22
					1910						170
TOTALS		5402	8093		13495	TOTALS		9894	7947		17841
SPLIT %		40.0%	60.0%		43.1%	SPLIT %		55.5%	44.5%		56.9%

DAILY TOTALS					NB	SB	EB	WB	Total
					15,296	16,040	0	0	31,336

AM Peak Hour	11:15	07:30			07:30	PM Peak Hour	16:15	16:30			16:15
AM Pk Volume	1040	1761			2714	PM Pk Volume	1527	1195			2692
Pk Hr Factor	0.942	0.913			0.948	Pk Hr Factor	0.957	0.908			0.977
7 - 9 Volume	1758	3239	0	0	4997	4 - 6 Volume	2805	2217	0	0	5022
7 - 9 Peak Hour	07:00	07:30			07:30	4 - 6 Peak Hour	16:15	16:30			16:15
7 - 9 Pk Volume	970	1761	0	0	2714	4 - 6 Pk Volume	1527	1195	0	0	2692
Pk Hr Factor	0.866	0.913	0.000	0.000	0.948	Pk Hr Factor	0.957	0.908	0.000	0.000	0.977

VOLUME

Melrose Dr Bet. North City Limits & Palomar Airport Rd

Day: Wednesday
Date: 9/22/2021

City: Carlsbad
Project #: CA21_040160_017

DAILY TOTALS	NB	SB	EB	WB	Total
		15,208	16,180	0	0

AM Period	NB	SB	EB	WB	TOTAL	PM Period	NB	SB	EB	WB	TOTAL		
00:00	14	12			26	12:00	263	249			512		
00:15	12	11			23	12:15	237	245			482		
00:30	8	10			18	12:30	251	253			504		
00:45	6	40	9	42	15	82	12:45	241	992	234	981	475	1973
01:00	8	3			11		13:00	271	224			495	
01:15	10	7			17		13:15	234	253			487	
01:30	2	8			10		13:30	269	228			497	
01:45	2	22	4	22	6	44	13:45	288	1062	240	945	528	2007
02:00	5	5			10		14:00	308	220			528	
02:15	3	6			9		14:15	303	195			498	
02:30	7	8			15		14:30	275	227			502	
02:45	5	20	7	26	12	46	14:45	341	1227	239	881	580	2108
03:00	9	10			19		15:00	331	259			590	
03:15	8	18			26		15:15	321	273			594	
03:30	15	23			38		15:30	366	279			645	
03:45	16	48	28	79	44	127	15:45	386	1404	291	1102	677	2506
04:00	20	24			44		16:00	398	281			679	
04:15	25	41			66		16:15	360	251			611	
04:30	27	72			99		16:30	387	335			722	
04:45	43	115	94	231	137	346	16:45	410	1555	311	1178	721	2733
05:00	56	60			116		17:00	381	359			740	
05:15	62	108			170		17:15	302	285			587	
05:30	69	185			254		17:30	297	291			588	
05:45	55	242	180	533	235	775	17:45	287	1267	203	1138	490	2405
06:00	139	155			294		18:00	249	228			477	
06:15	157	193			350		18:15	221	169			390	
06:30	172	268			440		18:30	206	161			367	
06:45	184	652	287	903	471	1555	18:45	197	873	156	714	353	1587
07:00	241	350			591		19:00	157	132			289	
07:15	234	419			653		19:15	148	101			249	
07:30	222	448			670		19:30	114	104			218	
07:45	288	985	464	1681	752	2666	19:45	128	547	94	431	222	978
08:00	239	461			700		20:00	127	113			240	
08:15	220	454			674		20:15	95	84			179	
08:30	164	445			609		20:30	101	65			166	
08:45	175	798	350	1710	525	2508	20:45	95	418	66	328	161	746
09:00	149	276			425		21:00	67	57			124	
09:15	151	239			390		21:15	74	49			123	
09:30	176	247			423		21:30	66	60			126	
09:45	157	633	203	965	360	1598	21:45	62	269	43	209	105	478
10:00	207	231			438		22:00	62	54			116	
10:15	197	198			395		22:15	55	45			100	
10:30	208	239			447		22:30	44	30			74	
10:45	212	824	207	875	419	1699	22:45	33	194	21	150	54	344
11:00	209	264			473		23:00	46	27			73	
11:15	254	226			480		23:15	33	15			48	
11:30	229	261			490		23:30	22	19			41	
11:45	213	905	227	978	440	1883	23:45	15	116	17	78	32	194
TOTALS	5284	8045			13329		TOTALS	9924	8135			18059	
SPLIT %	39.6%	60.4%			42.5%		SPLIT %	55.0%	45.0%			57.5%	

DAILY TOTALS	NB	SB	EB	WB	Total
		15,208	16,180	0	0

AM Peak Hour	07:00	07:30			07:30	PM Peak Hour	16:00	16:30			16:15
AM Pk Volume	985	1827			2796	PM Pk Volume	1555	1290			2794
Pk Hr Factor	0.855	0.984			0.930	Pk Hr Factor	0.948	0.898			0.944
7 - 9 Volume	1783	3391	0	0	5174	4 - 6 Volume	2822	2316	0	0	5138
7 - 9 Peak Hour	07:00	07:30			07:30	4 - 6 Peak Hour	16:00	16:30			16:15
7 - 9 Pk Volume	985	1827	0	0	2796	4 - 6 Pk Volume	1555	1290	0	0	2794
Pk Hr Factor	0.855	0.984	0.000	0.000	0.930	Pk Hr Factor	0.948	0.898	0.000	0.000	0.944

VOLUME

Melrose Dr Bet. North City Limits & Palomar Airport Rd

Day: Thursday
Date: 9/23/2021City: Carlsbad
Project #: CA21_040160_017

DAILY TOTALS					NB	SB	EB	WB	Total		
					15,351	16,104	0	0	31,455		
AM Period	NB	SB	EB	WB	TOTAL	PM Period	NB	SB	EB	WB	TOTAL
00:00	15	12			27	12:00	238	254			492
00:15	13	8			21	12:15	259	247			506
00:30	10	6			16	12:30	249	204			453
00:45	8	46	10	36	18 82	12:45	231	977	224	929	455 1906
01:00	8	3			11	13:00	232	216			448
01:15	7	11			18	13:15	301	230			531
01:30	2	3			5	13:30	273	268			541
01:45	4	21	6	23	10 44	13:45	260	1066	223	937	483 2003
02:00	7	3			10	14:00	301	227			528
02:15	6	4			10	14:15	273	222			495
02:30	5	4			9	14:30	297	234			531
02:45	6	24	9	20	15 44	14:45	290	1161	244	927	534 2088
03:00	9	10			19	15:00	388	230			618
03:15	12	17			29	15:15	323	241			564
03:30	8	24			32	15:30	370	285			655
03:45	11	40	24	75	35 115	15:45	384	1465	279	1035	663 2500
04:00	18	17			35	16:00	406	288			694
04:15	26	37			63	16:15	388	257			645
04:30	27	85			112	16:30	402	312			714
04:45	47	118	90	229	137 347	16:45	428	1624	272	1129	700 2753
05:00	74	63			137	17:00	400	333			733
05:15	60	93			153	17:15	356	271			627
05:30	59	207			266	17:30	319	252			571
05:45	99	292	170	533	269 825	17:45	309	1384	230	1086	539 2470
06:00	131	170			301	18:00	234	195			429
06:15	143	214			357	18:15	219	183			402
06:30	160	271			431	18:30	208	206			414
06:45	185	619	315	970	500 1589	18:45	174	835	157	741	331 1576
07:00	228	355			583	19:00	193	160			353
07:15	227	411			638	19:15	148	112			260
07:30	217	463			680	19:30	131	135			266
07:45	274	946	437	1666	711 2612	19:45	138	610	104	511	242 1121
08:00	213	444			657	20:00	102	98			200
08:15	209	451			660	20:15	115	91			206
08:30	166	422			588	20:30	87	79			166
08:45	186	774	315	1632	501 2406	20:45	86	390	51	319	137 709
09:00	188	274			462	21:00	72	46			118
09:15	157	225			382	21:15	76	56			132
09:30	189	265			454	21:30	78	45			123
09:45	171	705	224	988	395 1693	21:45	47	273	53	200	100 473
10:00	190	225			415	22:00	64	46			110
10:15	201	248			449	22:15	45	38			83
10:30	195	259			454	22:30	33	22			55
10:45	207	793	200	932	407 1725	22:45	32	174	28	134	60 308
11:00	199	226			425	23:00	42	12			54
11:15	252	253			505	23:15	28	27			55
11:30	233	259			492	23:30	21	18			39
11:45	214	898	244	982	458 1880	23:45	25	116	13	70	38 186
TOTALS	5276	8086			13362	TOTALS	10075	8018			18093
SPLIT %	39.5%	60.5%			42.5%	SPLIT %	55.7%	44.3%			57.5%

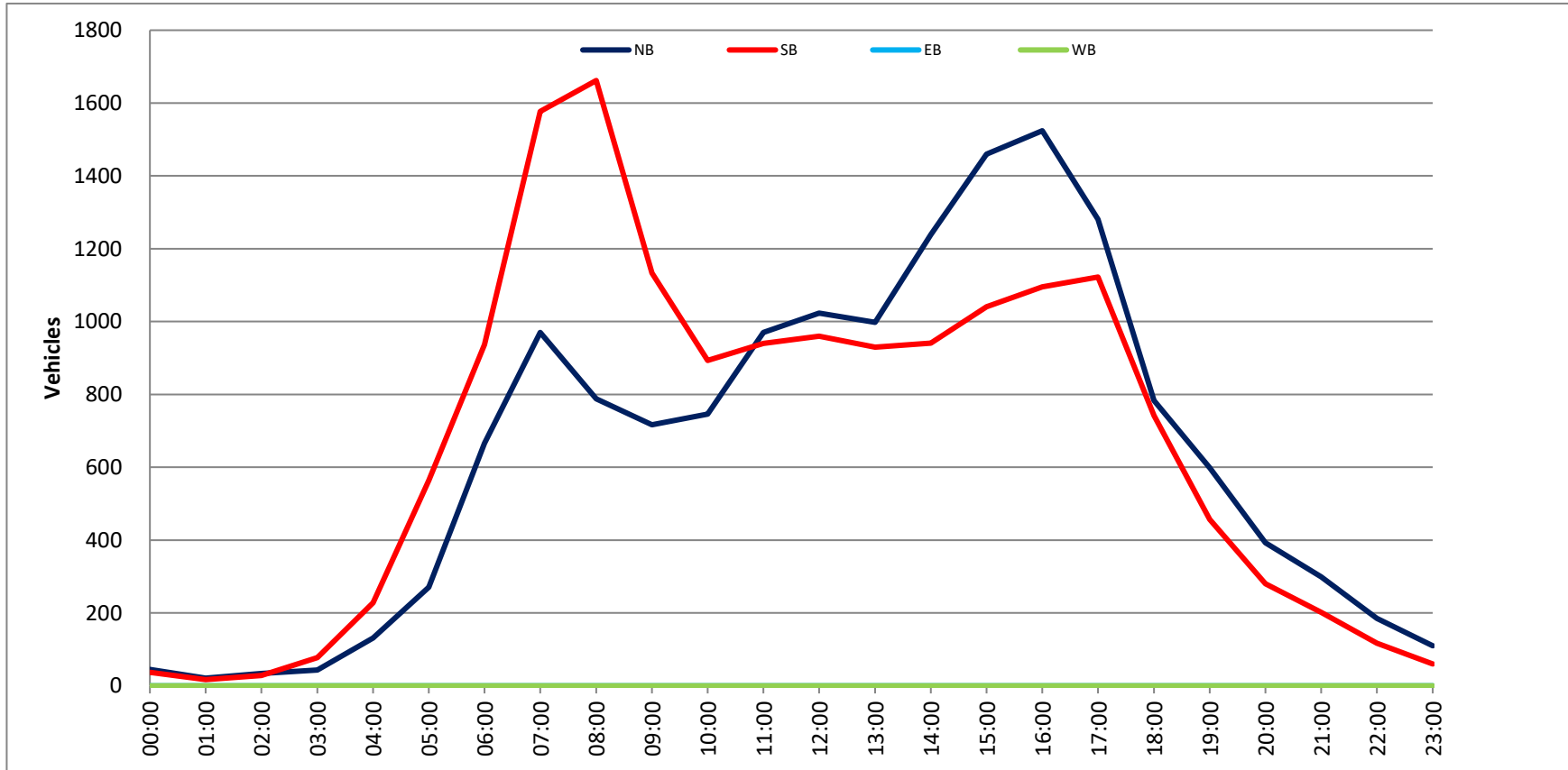
DAILY TOTALS					NB	SB	EB	WB	Total
					15,351	16,104	0	0	31,455
AM Peak Hour	11:45	07:30			2708	PM Peak Hour	16:00	16:30	16:15
AM Pk Volume	960	1795			2708	PM Pk Volume	1624	1188	2792
Pk Hr Factor	0.927	0.969			0.952	Pk Hr Factor	0.949	0.892	0.952
7 - 9 Volume	1720	3298	0	0	5018	4 - 6 Volume	3008	2215	5223
7 - 9 Peak Hour	07:00	07:30			07:30	4 - 6 Peak Hour	16:00	16:30	16:15
7 - 9 Pk Volume	946	1795	0	0	2708	4 - 6 Pk Volume	1624	1188	2792
Pk Hr Factor	0.863	0.969	0.000	0.000	0.952	Pk Hr Factor	0.949	0.892	0.952

Project #: CA21_040160_017

City: Carlsbad

Location: Melrose Dr Bet. North City Limits & Palomar

Date: 9/21/2021



Project #: CA21_040160_017

City: Carlsbad

Location: Melrose Dr Bet. North City Limits & Palomar

Date: 9/22/2021

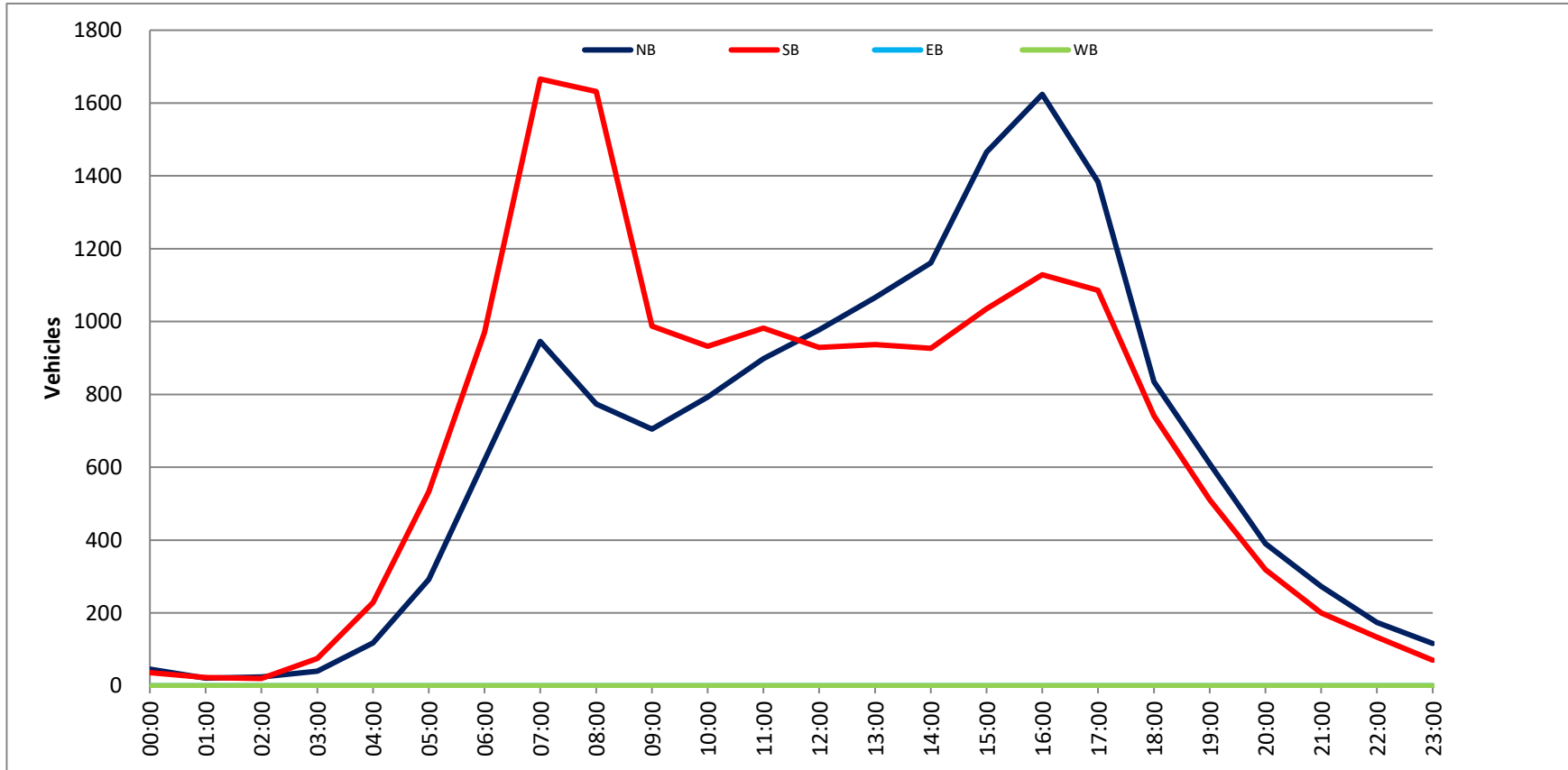


Project #: CA21_040160_017

City: Carlsbad

Location: Melrose Dr Bet. North City Limits & Palomar

Date: 9/23/2021



Counts Unlimited, Inc.

City of Carlsbad
 Cannon Road
 B/ Carlsbad Boulevard - Avenida Encinas
 72 Hour Directional Volume Count

PO Box 1178
 Corona, CA 92878
 Phone: (951) 268-6268
 email: counts@countsunlimited.com

CAR001
 Site Code: 232-22357

Start Time	26-Apr-22 Tue	Eastbound		Hour Totals		Westbound		Hour Totals		Combined Totals	
		Morning	Afternoon	Morning	Afternoon	Morning	Afternoon	Morning	Afternoon	Morning	Afternoon
12:00		3	55			3	77				
12:15		1	65			1	75				
12:30		2	73			1	85				
12:45		4	74	10	267	6	62	11	299	21	566
01:00		3	74			2	69				
01:15		2	77			3	72				
01:30		5	78			1	61				
01:45		4	71	14	300	2	65	8	267	22	567
02:00		3	56			3	60				
02:15		0	64			1	67				
02:30		0	59			0	61				
02:45		1	64	4	243	14	90	18	278	22	521
03:00		0	74			2	96				
03:15		6	65			1	66				
03:30		5	81			3	83				
03:45		2	78	13	298	0	105	6	350	19	648
04:00		0	66			1	101				
04:15		0	74			4	115				
04:30		2	53			2	108				
04:45		4	57	6	250	8	115	15	439	21	689
05:00		5	43			11	127				
05:15		8	84			9	137				
05:30		5	45			11	120				
05:45		12	46	30	218	39	118	70	502	100	720
06:00		20	42			34	76				
06:15		21	44			44	73				
06:30		26	39			48	56				
06:45		28	42	95	167	50	37	176	242	271	409
07:00		36	44			23	38				
07:15		62	48			32	27				
07:30		67	32			33	25				
07:45		91	50	256	174	53	29	141	119	397	293
08:00		74	41			47	34				
08:15		79	33			59	23				
08:30		65	26			52	11				
08:45		57	23	275	123	60	21	218	89	493	212
09:00		41	19			58	21				
09:15		55	19			62	15				
09:30		68	25			52	10				
09:45		42	12	206	75	54	11	226	57	432	132
10:00		59	12			48	12				
10:15		46	9			69	13				
10:30		64	5			45	12				
10:45		45	8	214	34	62	8	224	45	438	79
11:00		61	13			65	8				
11:15		71	6			63	3				
11:30		67	4			67	4				
11:45		67	4	266	27	80	7	275	22	541	49
Total		1389	2176	1389	2176	1388	2709	1388	2709	2777	4885
Combined Total		3565		3565		4097		4097		7662	
AM Peak	-	07:30	-	-	-	11:00	-	-	-	-	-
Vol.	-	311	-	-	-	275	-	-	-	-	-
P.H.F.	-	0.854	-	-	-	0.859	-	-	-	-	-
PM Peak	-	-	00:45	-	-	-	05:00	-	-	-	-
Vol.	-	-	303	-	-	-	502	-	-	-	-
P.H.F.	-	-	0.971	-	-	-	0.916	-	-	-	-
Percentage		39.0%	61.0%			33.9%	66.1%				

Counts Unlimited, Inc.

City of Carlsbad
 Cannon Road
 B/ Carlsbad Boulevard - Avenida Encinas
 72 Hour Directional Volume Count

PO Box 1178
 Corona, CA 92878
 Phone: (951) 268-6268
 email: counts@countsunlimited.com

CAR001
 Site Code: 232-22357

Start Time	27-Apr-22 Wed	Eastbound		Hour Totals		Westbound		Hour Totals		Combined Totals	
		Morning	Afternoon	Morning	Afternoon	Morning	Afternoon	Morning	Afternoon	Morning	Afternoon
12:00		3	52			7	67				
12:15		4	57			9	85				
12:30		3	55			2	72				
12:45		1	68	11	232	2	54	20	278	31	510
01:00		0	56			3	59				
01:15		1	62			0	69				
01:30		1	56			2	79				
01:45		1	61	3	235	0	78	5	285	8	520
02:00		1	57			4	86				
02:15		1	60			0	97				
02:30		2	69			2	100				
02:45		2	58	6	244	1	101	7	384	13	628
03:00		0	70			0	105				
03:15		0	58			1	80				
03:30		1	107			1	85				
03:45		2	87	3	322	1	119	3	389	6	711
04:00		1	63			2	119				
04:15		3	49			4	102				
04:30		4	58			7	109				
04:45		5	61	13	231	8	93	21	423	34	654
05:00		5	55			4	111				
05:15		2	92			5	131				
05:30		6	65			31	110				
05:45		10	49	23	261	38	120	78	472	101	733
06:00		17	53			32	98				
06:15		18	43			48	90				
06:30		30	49			47	47				
06:45		36	46	101	191	45	57	172	292	273	483
07:00		33	43			60	40				
07:15		51	37			27	34				
07:30		61	53			29	33				
07:45		80	32	225	165	44	26	160	133	385	298
08:00		74	24			63	22				
08:15		72	34			45	15				
08:30		81	20			73	19				
08:45		73	21	300	99	61	23	242	79	542	178
09:00		60	18			66	12				
09:15		60	18			58	15				
09:30		53	17			43	13				
09:45		72	13	245	66	48	10	215	50	460	116
10:00		47	10			40	20				
10:15		46	8			69	10				
10:30		57	5			58	7				
10:45		55	6	205	29	55	7	222	44	427	73
11:00		46	8			79	6				
11:15		50	8			70	5				
11:30		53	6			51	2				
11:45		72	5	221	27	94	2	294	15	515	42
Total		1356	2102	1356	2102	1439	2844	1439	2844	2795	4946
Combined Total		3458		3458		4283		4283		7741	
AM Peak	-	07:45	-	-	-	11:00	-	-	-	-	-
Vol.	-	307	-	-	-	294	-	-	-	-	-
P.H.F.	-	0.948	-	-	-	0.782	-	-	-	-	-
PM Peak	-	-	03:00	-	-	-	05:00	-	-	-	-
Vol.	-	-	322	-	-	-	472	-	-	-	-
P.H.F.	-	-	0.752	-	-	-	0.901	-	-	-	-
Percentage		39.2%	60.8%			33.6%	66.4%				

Counts Unlimited, Inc.

City of Carlsbad
 Cannon Road
 B/ Carlsbad Boulevard - Avenida Encinas
 72 Hour Directional Volume Count

PO Box 1178
 Corona, CA 92878
 Phone: (951) 268-6268
 email: counts@countsunlimited.com

CAR001
 Site Code: 232-22357

Start Time	28-Apr-22 Thu	Eastbound		Hour Totals		Westbound		Hour Totals		Combined Totals	
		Morning	Afternoon	Morning	Afternoon	Morning	Afternoon	Morning	Afternoon	Morning	Afternoon
12:00		3	49			4	77				
12:15		3	75			4	65				
12:30		5	62			2	78				
12:45		3	40	14	226	4	64	14	284	28	510
01:00		1	65			3	65				
01:15		1	66			4	59				
01:30		0	49			0	72				
01:45		1	74	3	254	1	82	8	278	11	532
02:00		0	72			0	59				
02:15		1	60			3	115				
02:30		1	67			3	84				
02:45		0	74	2	273	0	90	6	348	8	621
03:00		0	66			0	89				
03:15		2	73			1	95				
03:30		3	61			2	82				
03:45		3	70	8	270	5	95	8	361	16	631
04:00		1	51			2	90				
04:15		1	59			1	92				
04:30		3	47			1	99				
04:45		2	51	7	208	3	97	7	378	14	586
05:00		10	55			7	111				
05:15		6	71			15	96				
05:30		8	45			10	111				
05:45		11	35	35	206	31	99	63	417	98	623
06:00		13	60			33	93				
06:15		24	44			45	67				
06:30		28	46			42	78				
06:45		31	34	96	184	60	48	180	286	276	470
07:00		43	25			45	54				
07:15		56	40			52	38				
07:30		58	39			44	31				
07:45		87	45	244	149	44	32	185	155	429	304
08:00		67	46			51	34				
08:15		69	28			53	26				
08:30		67	32			56	21				
08:45		42	20	245	126	49	24	209	105	454	231
09:00		49	21			45	27				
09:15		53	22			46	17				
09:30		52	27			58	12				
09:45		47	12	201	82	43	15	192	71	393	153
10:00		47	19			53	15				
10:15		62	7			58	11				
10:30		51	12			58	9				
10:45		58	13	218	51	54	4	223	39	441	90
11:00		49	11			58	8				
11:15		63	2			69	3				
11:30		58	5			56	3				
11:45		49	9	219	27	76	3	259	17	478	44
Total		1292	2056	1292	2056	1354	2739	1354	2739	2646	4795
Combined Total		3348		3348		4093		4093		7441	
AM Peak	-	07:45	-	-	-	11:00	-	-	-	-	-
Vol.	-	290	-	-	-	259	-	-	-	-	-
P.H.F.	-	0.833				0.852					
PM Peak	-	-	02:30	-	-	-	05:00	-	-	-	-
Vol.	-	-	280	-	-	-	417	-	-	-	-
P.H.F.	-	-	0.946				0.939				
Percentage		38.6%	61.4%			33.1%	66.9%				
ADT/AADT		ADT 7,615		AADT 7,615							

Counts Unlimited, Inc.

City of Carlsbad
 Cannon Road
 B/ Avenida Encinas - Paseo Del Norte
 72 Hour Directional Volume Count

PO Box 1178
 Corona, CA 92878
 Phone: (951) 268-6268
 email: counts@countsunlimited.com

CAR002
 Site Code: 232-22357

Start Time	26-Apr-22 Tue	Eastbound		Hour Totals		Westbound		Hour Totals		Combined Totals	
		Morning	Afternoon	Morning	Afternoon	Morning	Afternoon	Morning	Afternoon	Morning	Afternoon
12:00		9	187			15	245				
12:15		14	176			6	221				
12:30		14	216			9	235				
12:45		13	251	50	830	9	222	39	923	89	1753
01:00		14	180			3	234				
01:15		6	219			1	217				
01:30		12	200			6	233				
01:45		11	221	43	820	4	258	14	942	57	1762
02:00		7	170			5	279				
02:15		7	182			0	259				
02:30		8	204			3	281				
02:45		8	193	30	749	3	315	11	1134	41	1883
03:00		7	178			4	357				
03:15		7	201			4	294				
03:30		19	197			6	354				
03:45		13	186	46	762	3	384	17	1389	63	2151
04:00		14	192			2	427				
04:15		18	201			13	414				
04:30		19	202			11	404				
04:45		29	192	80	787	13	394	39	1639	119	2426
05:00		23	179			26	534				
05:15		28	186			27	455				
05:30		64	169			33	430				
05:45		89	167	204	701	55	316	141	1735	345	2436
06:00		100	170			76	262				
06:15		116	160			80	227				
06:30		120	137			98	188				
06:45		176	123	512	590	128	151	382	828	894	1418
07:00		199	124			171	174				
07:15		213	120			205	148				
07:30		268	108			227	111				
07:45		331	109	1011	461	220	117	823	550	1834	1011
08:00		296	94			265	116				
08:15		268	86			253	91				
08:30		275	94			206	86				
08:45		293	70	1132	344	184	66	908	359	2040	703
09:00		211	66			203	75				
09:15		210	72			182	56				
09:30		200	67			170	44				
09:45		237	75	858	280	198	34	753	209	1611	489
10:00		195	55			162	40				
10:15		256	49			176	43				
10:30		226	29			173	29				
10:45		240	33	917	166	169	34	680	146	1597	312
11:00		178	30			200	34				
11:15		235	34			203	39				
11:30		205	17			195	8				
11:45		255	16	873	97	234	20	832	101	1705	198
Total		5756	6587	5756	6587	4639	9955	4639	9955	10395	16542
Combined Total			12343		12343		14594		14594		26937
AM Peak	-	07:45	-	-	-	07:30	-	-	-	-	-
Vol.	-	1170	-	-	-	965	-	-	-	-	-
P.H.F.	-	0.884	-	-	-	0.910	-	-	-	-	-
PM Peak	-	-	00:30	-	-	-	04:45	-	-	-	-
Vol.	-	-	866	-	-	-	1813	-	-	-	-
P.H.F.	-	-	0.863	-	-	-	0.849	-	-	-	-
Percentage		46.6%	53.4%			31.8%	68.2%				

Counts Unlimited, Inc.

City of Carlsbad
 Cannon Road
 B/ Avenida Encinas - Paseo Del Norte
 72 Hour Directional Volume Count

PO Box 1178
 Corona, CA 92878
 Phone: (951) 268-6268
 email: counts@countsunlimited.com

CAR002
 Site Code: 232-22357

Start Time	27-Apr-22 Wed	Eastbound		Hour Totals		Westbound		Hour Totals		Combined Totals	
		Morning	Afternoon	Morning	Afternoon	Morning	Afternoon	Morning	Afternoon	Morning	Afternoon
12:00		20	165			13	230				
12:15		11	218			18	232				
12:30		14	239			7	228				
12:45		11	234	56	856	8	198	46	888	102	1744
01:00		12	212			5	243				
01:15		5	201			5	201				
01:30		9	190			5	261				
01:45		4	205	30	808	0	246	15	951	45	1759
02:00		10	217			10	277				
02:15		6	178			2	285				
02:30		7	216			6	304				
02:45		7	212	30	823	6	322	24	1188	54	2011
03:00		8	186			3	381				
03:15		7	197			7	302				
03:30		20	193			3	372				
03:45		14	179	49	755	5	326	18	1381	67	2136
04:00		18	219			3	408				
04:15		22	175			17	400				
04:30		29	176			23	405				
04:45		32	195	101	765	20	375	63	1588	164	2353
05:00		28	175			30	489				
05:15		22	175			27	494				
05:30		60	168			37	429				
05:45		108	155	218	673	66	347	160	1759	378	2432
06:00		89	142			68	295				
06:15		112	166			105	247				
06:30		112	132			123	176				
06:45		174	125	487	565	131	152	427	870	914	1435
07:00		188	131			176	172				
07:15		233	126			179	123				
07:30		223	115			207	125				
07:45		330	100	974	472	239	111	801	531	1775	1003
08:00		313	96			209	104				
08:15		264	94			214	75				
08:30		246	74			214	58				
08:45		251	68	1074	332	202	54	839	291	1913	623
09:00		232	83			180	38				
09:15		206	65			197	47				
09:30		230	49			204	31				
09:45		247	45	915	242	163	39	744	155	1659	397
10:00		222	51			192	30				
10:15		208	32			174	29				
10:30		200	23			159	24				
10:45		250	27	880	133	178	24	703	107	1583	240
11:00		200	17			194	21				
11:15		223	14			206	21				
11:30		211	26			231	21				
11:45		199	13	833	70	219	10	850	73	1683	143
Total		5647	6494	5647	6494	4690	9782	4690	9782	10337	16276
Combined Total		12141		12141		14472		14472		26613	
AM Peak	-	07:45	-	-	-	07:45	-	-	-	-	-
Vol.	-	1153	-	-	-	876	-	-	-	-	-
P.H.F.		0.873				0.916					
PM Peak	-	-	00:15	-	-	-	04:45	-	-	-	-
Vol.	-	-	903	-	-	-	1787	-	-	-	-
P.H.F.			0.945				0.904				
Percentage		46.5%	53.5%			32.4%	67.6%				

Counts Unlimited, Inc.

City of Carlsbad
 Cannon Road
 B/ Paseo Del Norte - Car Country Drive
 72 Hour Directional Volume Count

PO Box 1178
 Corona, CA 92878
 Phone: (951) 268-6268
 email: counts@countsunlimited.com

CAR003
 Site Code: 232-22357

Start Time	26-Apr-22 Tue	Eastbound		Hour Totals		Westbound		Hour Totals		Combined Totals	
		Morning	Afternoon	Morning	Afternoon	Morning	Afternoon	Morning	Afternoon	Morning	Afternoon
12:00		7	156			8	162				
12:15		13	132			3	135				
12:30		10	170			5	146				
12:45		9	210	39	668	4	159	20	602	59	1270
01:00		10	140			1	171				
01:15		6	167			3	155				
01:30		7	165			4	155				
01:45		5	197	28	669	0	162	8	643	36	1312
02:00		6	158			4	193				
02:15		4	152			0	162				
02:30		4	176			4	224				
02:45		5	186	19	672	1	232	9	811	28	1483
03:00		2	173			3	255				
03:15		2	196			4	194				
03:30		12	186			4	242				
03:45		9	155	25	710	3	290	14	981	39	1691
04:00		10	173			3	275				
04:15		12	189			7	266				
04:30		12	192			15	281				
04:45		27	197	61	751	13	284	38	1106	99	1857
05:00		19	185			25	350				
05:15		21	158			27	310				
05:30		63	152			33	291				
05:45		73	150	176	645	53	237	138	1188	314	1833
06:00		89	145			78	159				
06:15		95	137			77	135				
06:30		87	113			97	134				
06:45		121	115	392	510	115	86	367	514	759	1024
07:00		135	102			139	86				
07:15		164	103			172	72				
07:30		195	93			191	63				
07:45		281	94	775	392	198	57	700	278	1475	670
08:00		229	84			211	49				
08:15		213	77			233	61				
08:30		219	87			188	40				
08:45		215	60	876	308	162	45	794	195	1670	503
09:00		174	65			157	40				
09:15		173	65			152	30				
09:30		183	53			148	22				
09:45		197	58	727	241	157	19	614	111	1341	352
10:00		159	44			130	23				
10:15		194	46			150	22				
10:30		176	24			147	14				
10:45		192	27	721	141	131	14	558	73	1279	214
11:00		132	24			156	17				
11:15		190	26			163	21				
11:30		167	16			133	7				
11:45		202	13	691	79	149	12	601	57	1292	136
Total		4530	5786	4530	5786	3861	6559	3861	6559	8391	12345
Combined Total		10316		10316		10420		10420		20736	
AM Peak	-	07:45	-	-	-	07:30	-	-	-	-	-
Vol.	-	942	-	-	-	833	-	-	-	-	-
P.H.F.	-	0.838	-	-	-	0.894	-	-	-	-	-
PM Peak	-	-	04:15	-	-	-	04:45	-	-	-	-
Vol.	-	-	763	-	-	-	1235	-	-	-	-
P.H.F.	-	-	0.968	-	-	-	0.882	-	-	-	-
Percentage		43.9%	56.1%			37.1%	62.9%				

Counts Unlimited, Inc.

City of Carlsbad
 Cannon Road
 B/ Paseo Del Norte - Car Country Drive
 72 Hour Directional Volume Count

PO Box 1178
 Corona, CA 92878
 Phone: (951) 268-6268
 email: counts@countsunlimited.com

CAR003
 Site Code: 232-22357

Start Time	27-Apr-22 Wed	Eastbound		Hour Totals		Westbound		Hour Totals		Combined Totals	
		Morning	Afternoon	Morning	Afternoon	Morning	Afternoon	Morning	Afternoon	Morning	Afternoon
12:00		17	153			5	164				
12:15		9	187			14	157				
12:30		14	169			3	171				
12:45		8	197	48	706	4	151	26	643	74	1349
01:00		10	182			4	154				
01:15		4	171			1	158				
01:30		6	150			3	164				
01:45		4	155	24	658	0	189	8	665	32	1323
02:00		8	168			6	183				
02:15		5	153			2	203				
02:30		6	193			3	211				
02:45		6	186	25	700	4	228	15	825	40	1525
03:00		4	184			2	269				
03:15		4	169			6	196				
03:30		16	172			2	251				
03:45		6	158	30	683	5	240	15	956	45	1639
04:00		10	191			6	288				
04:15		17	150			12	247				
04:30		24	165			20	283				
04:45		24	173	75	679	19	252	57	1070	132	1749
05:00		25	189			28	335				
05:15		21	172			19	338				
05:30		49	167			29	290				
05:45		94	144	189	672	58	222	134	1185	323	1857
06:00		80	142			48	178				
06:15		88	148			87	144				
06:30		80	109			96	114				
06:45		111	108	359	507	129	89	360	525	719	1032
07:00		138	121			155	103				
07:15		188	107			165	62				
07:30		175	103			175	60				
07:45		262	86	763	417	219	56	714	281	1477	698
08:00		242	88			188	66				
08:15		231	84			196	41				
08:30		207	71			182	29				
08:45		203	60	883	303	150	32	716	168	1599	471
09:00		199	77			150	18				
09:15		168	60			166	32				
09:30		191	44			151	12				
09:45		201	45	759	226	140	29	607	91	1366	317
10:00		187	51			146	16				
10:15		171	28			140	18				
10:30		164	21			124	15				
10:45		173	24	695	124	145	16	555	65	1250	189
11:00		146	18			138	15				
11:15		171	11			141	15				
11:30		156	23			163	13				
11:45		150	14	623	66	154	6	596	49	1219	115
Total		4473	5741	4473	5741	3803	6523	3803	6523	8276	12264
Combined Total		10214		10214		10326		10326		20540	
AM Peak	-	07:45	-	-	-	07:45	-	-	-	-	-
Vol.	-	942	-	-	-	785	-	-	-	-	-
P.H.F.	-	0.899	-	-	-	0.896	-	-	-	-	-
PM Peak	-	-	00:15	-	-	-	04:45	-	-	-	-
Vol.	-	-	735	-	-	-	1215	-	-	-	-
P.H.F.	-	-	0.933	-	-	-	0.899	-	-	-	-
Percentage		43.8%	56.2%			36.8%	63.2%				

Counts Unlimited, Inc.

City of Carlsbad
 Cannon Road
 B/ Paseo Del Norte - Car Country Drive
 72 Hour Directional Volume Count

PO Box 1178
 Corona, CA 92878
 Phone: (951) 268-6268
 email: counts@countsunlimited.com

CAR003
 Site Code: 232-22357

Start Time	28-Apr-22 Thu	Eastbound		Hour Totals		Westbound		Hour Totals		Combined Totals	
		Morning	Afternoon	Morning	Afternoon	Morning	Afternoon	Morning	Afternoon	Morning	Afternoon
12:00		12	161			8	151				
12:15		10	177			9	174				
12:30		6	154			11	134				
12:45		14	191	42	683	4	140	32	599	74	1282
01:00		9	173			1	147				
01:15		5	158			1	161				
01:30		4	158			2	170				
01:45		4	178	22	667	1	166	5	644	27	1311
02:00		4	176			3	164				
02:15		5	141			4	201				
02:30		3	174			5	196				
02:45		5	199	17	690	3	193	15	754	32	1444
03:00		1	166			1	231				
03:15		3	163			3	223				
03:30		11	191			5	246				
03:45		2	180	17	700	9	253	18	953	35	1653
04:00		1	204			5	254				
04:15		2	195			13	227				
04:30		17	197			17	248				
04:45		26	202	46	798	24	298	59	1027	105	1825
05:00		20	165			24	317				
05:15		29	182			32	322				
05:30		70	150			33	280				
05:45		90	131	209	628	54	214	143	1133	352	1761
06:00		71	157			65	186				
06:15		89	143			67	134				
06:30		78	107			94	122				
06:45		108	105	346	512	126	103	352	545	698	1057
07:00		140	100			129	85				
07:15		164	108			147	72				
07:30		177	113			180	75				
07:45		248	91	729	412	172	77	628	309	1357	721
08:00		200	94			189	57				
08:15		185	102			179	49				
08:30		205	70			148	59				
08:45		202	65	792	331	124	48	640	213	1432	544
09:00		178	83			151	23				
09:15		162	77			167	34				
09:30		162	65			152	23				
09:45		174	45	676	270	126	21	596	101	1272	371
10:00		173	48			141	15				
10:15		138	39			127	16				
10:30		141	26			134	21				
10:45		166	34	618	147	100	10	502	62	1120	209
11:00		162	31			150	17				
11:15		163	18			144	12				
11:30		173	15			133	17				
11:45		157	21	655	85	176	10	603	56	1258	141
Total		4169	5923	4169	5923	3593	6396	3593	6396	7762	12319
Combined Total		10092		10092		9989		9989		20081	
AM Peak	-	07:45	-	-	-	07:30	-	-	-	-	-
Vol.	-	838	-	-	-	720	-	-	-	-	-
P.H.F.	-	0.845	-	-	-	0.952	-	-	-	-	-
PM Peak	-	-	04:00	-	-	-	04:45	-	-	-	-
Vol.	-	-	798	-	-	-	1217	-	-	-	-
P.H.F.	-	-	0.978	-	-	-	0.945	-	-	-	-
Percentage		41.3%	58.7%			36.0%	64.0%				
ADT/AADT		ADT 20,452		AADT 20,452							

Counts Unlimited, Inc.

City of Carlsbad
 Cannon Road
 B/ Car Country Drive - Legoland Drive
 72 Hour Directional Volume Count

PO Box 1178
 Corona, CA 92878
 Phone: (951) 268-6268
 email: counts@countsunlimited.com

CAR004
 Site Code: 232-22357

Start Time	26-Apr-22 Tue	Eastbound		Hour Totals		Westbound		Hour Totals		Combined Totals	
		Morning	Afternoon	Morning	Afternoon	Morning	Afternoon	Morning	Afternoon	Morning	Afternoon
12:00		6	169			7	155				
12:15		11	132			3	137				
12:30		10	154			5	131				
12:45		6	177	33	632	3	154	18	577	51	1209
01:00		10	153			1	152				
01:15		5	158			2	145				
01:30		7	121			3	150				
01:45		5	136	27	568	1	158	7	605	34	1173
02:00		6	158			3	174				
02:15		4	161			0	169				
02:30		4	166			4	202				
02:45		5	170	19	655	1	226	8	771	27	1426
03:00		2	203			3	253				
03:15		2	176			5	195				
03:30		11	169			3	237				
03:45		8	189	23	737	3	294	14	979	37	1716
04:00		9	187			3	268				
04:15		11	191			10	261				
04:30		12	195			14	255				
04:45		25	184	57	757	13	280	40	1064	97	1821
05:00		20	195			29	313				
05:15		19	156			28	321				
05:30		62	169			29	294				
05:45		72	167	173	687	52	223	138	1151	311	1838
06:00		87	177			73	159				
06:15		93	117			78	141				
06:30		85	113			110	128				
06:45		119	98	384	505	126	86	387	514	771	1019
07:00		132	125			138	73				
07:15		161	124			182	67				
07:30		191	106			194	64				
07:45		275	94	759	449	217	55	731	259	1490	708
08:00		224	97			223	46				
08:15		209	82			226	62				
08:30		215	80			183	42				
08:45		211	70	859	329	171	47	803	197	1662	526
09:00		171	66			159	42				
09:15		170	71			158	28				
09:30		179	50			136	22				
09:45		193	49	713	236	153	19	606	111	1319	347
10:00		156	36			122	30				
10:15		190	42			141	18				
10:30		172	22			152	18				
10:45		188	30	706	130	133	12	548	78	1254	208
11:00		129	18			150	18				
11:15		186	16			162	21				
11:30		164	18			135	10				
11:45		164	11	643	63	148	14	595	63	1238	126
Total		4396	5748	4396	5748	3895	6369	3895	6369	8291	12117
Combined Total		10144		10144		10264		10264		20408	
AM Peak	-	07:45	-	-	-	07:30	-	-	-	-	-
Vol.	-	923	-	-	-	860	-	-	-	-	-
P.H.F.	-	0.839	-	-	-	0.951	-	-	-	-	-
PM Peak	-	-	04:15	-	-	-	04:45	-	-	-	-
Vol.	-	-	765	-	-	-	1208	-	-	-	-
P.H.F.	-	-	0.981	-	-	-	0.941	-	-	-	-
Percentage		43.3%	56.7%			37.9%	62.1%				

Counts Unlimited, Inc.

City of Carlsbad
 Cannon Road
 B/ Car Country Drive - Legoland Drive
 72 Hour Directional Volume Count

PO Box 1178
 Corona, CA 92878
 Phone: (951) 268-6268
 email: counts@countsunlimited.com

CAR004
 Site Code: 232-22357

Start Time	27-Apr-22 Wed	Eastbound		Hour Totals		Westbound		Hour Totals		Combined Totals	
		Morning	Afternoon	Morning	Afternoon	Morning	Afternoon	Morning	Afternoon	Morning	Afternoon
12:00		8	164			4	177				
12:15		13	158			14	157				
12:30		12	142			4	150				
12:45		4	153	37	617	5	148	27	632	64	1249
01:00		7	161			5	140				
01:15		7	194			1	154				
01:30		6	167			4	175				
01:45		9	152	29	674	1	176	11	645	40	1319
02:00		2	165			3	171				
02:15		3	150			1	205				
02:30		2	189			4	219				
02:45		1	182	8	686	4	219	12	814	20	1500
03:00		1	180			2	246				
03:15		3	166			6	186				
03:30		5	169			2	259				
03:45		5	159	14	674	4	215	14	906	28	1580
04:00		8	196			5	288				
04:15		7	168			16	241				
04:30		13	175			18	282				
04:45		22	189	50	728	18	235	57	1046	107	1774
05:00		16	199			30	323				
05:15		29	200			21	314				
05:30		46	186			32	278				
05:45		69	155	160	740	55	224	138	1139	298	1879
06:00		55	175			49	167				
06:15		75	164			85	145				
06:30		69	121			105	109				
06:45		122	115	321	575	138	94	377	515	698	1090
07:00		91	144			164	84				
07:15		125	121			175	59				
07:30		130	117			188	62				
07:45		244	92	590	474	224	54	751	259	1341	733
08:00		210	99			198	48				
08:15		172	82			189	47				
08:30		162	76			187	30				
08:45		179	60	723	317	164	27	738	152	1461	469
09:00		145	86			140	22				
09:15		135	65			153	31				
09:30		184	47			145	12				
09:45		189	46	653	244	138	32	576	97	1229	341
10:00		191	51			147	15				
10:15		184	32			132	18				
10:30		143	23			127	16				
10:45		187	23	705	129	148	15	554	64	1259	193
11:00		145	18			143	16				
11:15		171	11			147	15				
11:30		143	22			166	13				
11:45		158	16	617	67	147	4	603	48	1220	115
Total		3907	5925	3907	5925	3858	6317	3858	6317	7765	12242
Combined Total		9832		9832		10175		10175		20007	
AM Peak	-	07:45	-	-	-	07:30	-	-	-	-	-
Vol.	-	788	-	-	-	799	-	-	-	-	-
P.H.F.	-	0.807	-	-	-	0.892	-	-	-	-	-
PM Peak	-	-	04:45	-	-	-	04:30	-	-	-	-
Vol.	-	-	774	-	-	-	1154	-	-	-	-
P.H.F.	-	-	0.968	-	-	-	0.893	-	-	-	-
Percentage		39.7%	60.3%			37.9%	62.1%				

Counts Unlimited, Inc.

City of Carlsbad
 Cannon Road
 B/ Legoland Drive - Faraday Avenue
 72 Hour Directional Volume Count

PO Box 1178
 Corona, CA 92878
 Phone: (951) 268-6268
 email: counts@countsunlimited.com

CAR005
 Site Code: 232-22357

Start Time	26-Apr-22 Tue	Eastbound		Hour Totals		Westbound		Hour Totals		Combined Totals	
		Morning	Afternoon	Morning	Afternoon	Morning	Afternoon	Morning	Afternoon	Morning	Afternoon
12:00		10	134			6	136				
12:15		10	132			4	140				
12:30		8	136			4	123				
12:45		4	153	32	555	4	133	18	532	50	1087
01:00		6	165			1	143				
01:15		2	127			1	150				
01:30		5	131			3	136				
01:45		5	155	18	578	1	138	6	567	24	1145
02:00		5	153			3	151				
02:15		4	139			0	155				
02:30		3	180			4	169				
02:45		4	182	16	654	1	185	8	660	24	1314
03:00		2	214			2	186				
03:15		1	216			6	174				
03:30		11	232			4	179				
03:45		6	220	20	882	5	247	17	786	37	1668
04:00		6	217			5	213				
04:15		13	238			10	202				
04:30		11	228			20	210				
04:45		20	267	50	950	14	218	49	843	99	1793
05:00		16	267			28	247				
05:15		12	259			38	223				
05:30		29	237			42	242				
05:45		30	225	87	988	89	161	197	873	284	1861
06:00		49	195			93	131				
06:15		55	168			116	120				
06:30		52	131			127	114				
06:45		74	139	230	633	175	79	511	444	741	1077
07:00		98	135			162	64				
07:15		117	112			219	68				
07:30		142	105			246	57				
07:45		227	97	584	449	286	50	913	239	1497	688
08:00		212	87			264	51				
08:15		197	81			272	57				
08:30		161	71			236	40				
08:45		149	66	719	305	203	39	975	187	1694	492
09:00		140	69			171	36				
09:15		96	66			169	26				
09:30		100	54			155	23				
09:45		105	52	441	241	168	20	663	105	1104	346
10:00		86	48			134	23				
10:15		94	38			140	19				
10:30		112	22			157	14				
10:45		118	21	410	129	123	16	554	72	964	201
11:00		113	22			145	16				
11:15		129	37			155	15				
11:30		127	17			122	8				
11:45		142	14	511	90	137	13	559	52	1070	142
Total		3118	6454	3118	6454	4470	5360	4470	5360	7588	11814
Combined Total		9572		9572		9830		9830		19402	
AM Peak	-	07:45	-	-	-	07:30	-	-	-	-	-
Vol.	-	797	-	-	-	1068	-	-	-	-	-
P.H.F.	-	0.878	-	-	-	0.934	-	-	-	-	-
PM Peak	-	-	04:45	-	-	-	04:45	-	-	-	-
Vol.	-	-	1030	-	-	-	930	-	-	-	-
P.H.F.	-	-	0.964	-	-	-	0.941	-	-	-	-
Percentage		32.6%	67.4%			45.5%	54.5%				

Counts Unlimited, Inc.

City of Carlsbad
 Cannon Road
 B/ Legoland Drive - Faraday Avenue
 72 Hour Directional Volume Count

PO Box 1178
 Corona, CA 92878
 Phone: (951) 268-6268
 email: counts@countsunlimited.com

CAR005
 Site Code: 232-22357

Start Time	27-Apr-22 Wed	Eastbound		Hour Totals		Westbound		Hour Totals		Combined Totals	
		Morning	Afternoon	Morning	Afternoon	Morning	Afternoon	Morning	Afternoon	Morning	Afternoon
12:00		16	106			4	172				
12:15		9	140			12	113				
12:30		13	134			2	151				
12:45		6	146	44	526	5	152	23	588	67	1114
01:00		7	148			2	140				
01:15		3	130			1	125				
01:30		4	124			2	153				
01:45		3	146	17	548	1	110	6	528	23	1076
02:00		7	154			4	138				
02:15		2	159			1	191				
02:30		4	198			1	155				
02:45		0	166	13	677	2	160	8	644	21	1321
03:00		2	218			2	171				
03:15		4	185			7	144				
03:30		15	199			1	189				
03:45		6	180	27	782	5	200	15	704	42	1486
04:00		8	229			5	163				
04:15		14	216			17	180				
04:30		16	226			23	204				
04:45		17	197	55	868	22	185	67	732	122	1600
05:00		18	266			32	231				
05:15		10	289			32	197				
05:30		32	236			46	171				
05:45		40	217	100	1008	80	143	190	742	290	1750
06:00		43	207			81	131				
06:15		55	181			117	133				
06:30		45	119			122	100				
06:45		62	130	205	637	185	74	505	438	710	1075
07:00		89	144			185	72				
07:15		125	117			203	57				
07:30		128	97			230	56				
07:45		220	82	562	440	300	53	918	238	1480	678
08:00		214	82			245	46				
08:15		187	101			256	43				
08:30		184	81			213	29				
08:45		150	61	735	325	196	31	910	149	1645	474
09:00		153	66			164	18				
09:15		102	50			160	33				
09:30		103	55			156	14				
09:45		95	41	453	212	156	25	636	90	1089	302
10:00		112	50			126	12				
10:15		97	27			128	14				
10:30		82	24			123	13				
10:45		110	22	401	123	131	14	508	53	909	176
11:00		99	20			141	9				
11:15		143	21			148	13				
11:30		123	21			157	9				
11:45		122	17	487	79	153	5	599	36	1086	115
Total		3099	6225	3099	6225	4385	4942	4385	4942	7484	11167
Combined Total		9324		9324		9327		9327		18651	
AM Peak	-	07:45	-	-	-	07:30	-	-	-	-	-
Vol.	-	805	-	-	-	1031	-	-	-	-	-
P.H.F.		0.915				0.859					
PM Peak	-	-	05:00	-	-	-	04:30	-	-	-	-
Vol.	-	-	1008	-	-	-	817	-	-	-	-
P.H.F.			0.872				0.884				
Percentage		33.2%	66.8%			47.0%	53.0%				

Counts Unlimited, Inc.

City of Carlsbad
 Cannon Road
 B/ Legoland Drive - Faraday Avenue
 72 Hour Directional Volume Count

PO Box 1178
 Corona, CA 92878
 Phone: (951) 268-6268
 email: counts@countsunlimited.com

CAR005
 Site Code: 232-22357

Start Time	28-Apr-22 Thu	Eastbound		Hour Totals		Westbound		Hour Totals		Combined Totals	
		Morning	Afternoon	Morning	Afternoon	Morning	Afternoon	Morning	Afternoon	Morning	Afternoon
12:00		15	146			6	154				
12:15		7	124			6	153				
12:30		4	129			6	125				
12:45		8	161	34	560	1	132	19	564	53	1124
01:00		5	126			1	123				
01:15		8	159			1	170				
01:30		2	115			3	159				
01:45		3	150	18	550	2	136	7	588	25	1138
02:00		3	154			1	150				
02:15		5	121			4	157				
02:30		2	185			5	169				
02:45		4	171	14	631	2	179	12	655	26	1286
03:00		0	205			1	163				
03:15		4	171			3	188				
03:30		6	252			2	202				
03:45		4	212	14	840	9	220	15	773	29	1613
04:00		3	249			4	209				
04:15		2	245			11	182				
04:30		13	256			25	181				
04:45		22	257	40	1007	24	226	64	798	104	1805
05:00		16	300			26	232				
05:15		14	243			43	226				
05:30		41	253			42	182				
05:45		41	188	112	984	84	151	195	791	307	1775
06:00		36	229			88	152				
06:15		55	169			91	133				
06:30		48	149			121	98				
06:45		71	113	210	660	179	94	479	477	689	1137
07:00		85	114			175	80				
07:15		111	103			174	62				
07:30		150	114			222	88				
07:45		213	110	559	441	253	80	824	310	1383	751
08:00		177	112			233	53				
08:15		159	100			246	52				
08:30		152	73			177	61				
08:45		175	74	663	359	158	40	814	206	1477	565
09:00		130	70			168	20				
09:15		91	72			160	37				
09:30		102	56			155	22				
09:45		97	32	420	230	158	24	641	103	1061	333
10:00		103	47			123	16				
10:15		83	43			120	16				
10:30		77	21			148	20				
10:45		97	35	360	146	105	8	496	60	856	206
11:00		115	29			145	12				
11:15		103	32			159	7				
11:30		121	18			126	10				
11:45		118	15	457	94	152	7	582	36	1039	130
Total		2901	6502	2901	6502	4148	5361	4148	5361	7049	11863
Combined Total		9403		9403		9509		9509		18912	
AM Peak	-	07:45	-	-	-	07:30	-	-	-	-	-
Vol.	-	701	-	-	-	954	-	-	-	-	-
P.H.F.	-	0.823	-	-	-	0.943	-	-	-	-	-
PM Peak	-	-	04:15	-	-	-	04:45	-	-	-	-
Vol.	-	-	1058	-	-	-	866	-	-	-	-
P.H.F.	-	-	0.882	-	-	-	0.933	-	-	-	-
Percentage		30.9%	69.1%			43.6%	56.4%				
ADT/AADT		ADT 18,988		AADT 18,988							

Counts Unlimited, Inc.

City of Carlsbad
 Cannon Road
 B/ Faraday Avenue - El Camino Real
 72 Hour Directional Volume Count

PO Box 1178
 Corona, CA 92878
 Phone: (951) 268-6268
 email: counts@countsunlimited.com

CAR006
 Site Code: 232-22357

Start Time	26-Apr-22 Tue	Eastbound		Hour Totals		Westbound		Hour Totals		Combined Totals	
		Morning	Afternoon	Morning	Afternoon	Morning	Afternoon	Morning	Afternoon	Morning	Afternoon
12:00		7	91			3	79				
12:15		5	97			1	103				
12:30		6	115			4	104				
12:45		5	106	23	409	3	101	11	387	34	796
01:00		4	108			0	96				
01:15		2	100			1	97				
01:30		2	106			2	89				
01:45		3	121	11	435	0	96	3	378	14	813
02:00		5	117			1	98				
02:15		2	122			0	117				
02:30		1	160			1	125				
02:45		2	153	10	552	1	111	3	451	13	1003
03:00		2	201			2	119				
03:15		0	176			5	99				
03:30		3	236			4	139				
03:45		1	207	6	820	4	175	15	532	21	1352
04:00		5	218			4	110				
04:15		9	214			8	112				
04:30		3	223			20	115				
04:45		7	252	24	907	11	111	43	448	67	1355
05:00		4	258			25	110				
05:15		4	279			31	109				
05:30		6	209			44	106				
05:45		10	230	24	976	73	93	173	418	197	1394
06:00		17	193			75	90				
06:15		21	153			100	83				
06:30		21	135			110	77				
06:45		27	114	86	595	152	73	437	323	523	918
07:00		44	119			154	49				
07:15		48	105			199	60				
07:30		84	90			228	45				
07:45		140	86	316	400	277	41	858	195	1174	595
08:00		149	57			280	51				
08:15		108	75			259	56				
08:30		68	67			205	47				
08:45		56	60	381	259	180	43	924	197	1305	456
09:00		82	60			139	30				
09:15		53	52			144	22				
09:30		61	41			118	19				
09:45		66	38	262	191	131	17	532	88	794	279
10:00		63	41			98	19				
10:15		67	29			115	15				
10:30		66	18			120	7				
10:45		84	17	280	105	97	12	430	53	710	158
11:00		90	18			99	13				
11:15		91	31			119	9				
11:30		109	12			82	5				
11:45		107	9	397	70	102	7	402	34	799	104
Total		1820	5719	1820	5719	3831	3504	3831	3504	5651	9223
Combined Total		7539		7539		7335		7335		14874	
AM Peak	-	07:30	-	-	-	07:30	-	-	-	-	-
Vol.	-	481	-	-	-	1044	-	-	-	-	-
P.H.F.	-	0.807	-	-	-	0.932	-	-	-	-	-
PM Peak	-	-	04:30	-	-	-	03:30	-	-	-	-
Vol.	-	-	1012	-	-	-	536	-	-	-	-
P.H.F.	-	-	0.907	-	-	-	0.766	-	-	-	-
Percentage		24.1%	75.9%			52.2%	47.8%				

Counts Unlimited, Inc.

City of Carlsbad
 Cannon Road
 B/ Faraday Avenue - El Camino Real
 72 Hour Directional Volume Count

PO Box 1178
 Corona, CA 92878
 Phone: (951) 268-6268
 email: counts@countsunlimited.com

CAR006
 Site Code: 232-22357

Start Time	27-Apr-22 Wed	Eastbound		Hour Totals		Westbound		Hour Totals		Combined Totals	
		Morning	Afternoon	Morning	Afternoon	Morning	Afternoon	Morning	Afternoon	Morning	Afternoon
12:00		10	80			3	116				
12:15		13	91			7	97				
12:30		12	118			2	99				
12:45		5	92	40	381	5	115	17	427	57	808
01:00		6	114			2	98				
01:15		1	105			0	102				
01:30		4	102			0	122				
01:45		2	114	13	435	1	124	3	446	16	881
02:00		2	138			4	96				
02:15		4	145			2	111				
02:30		4	163			0	136				
02:45		0	149	10	595	0	131	6	474	16	1069
03:00		0	171			2	126				
03:15		0	187			4	91				
03:30		7	196			1	121				
03:45		1	176	8	730	4	112	11	450	19	1180
04:00		3	192			4	126				
04:15		8	198			12	107				
04:30		4	216			22	111				
04:45		2	186	17	792	18	118	56	462	73	1254
05:00		7	262			25	117				
05:15		2	270			32	90				
05:30		6	242			39	98				
05:45		9	201	24	975	62	80	158	385	182	1360
06:00		16	190			67	71				
06:15		13	175			99	88				
06:30		20	113			120	60				
06:45		32	122	81	600	153	65	439	284	520	884
07:00		31	115			160	56				
07:15		58	104			194	42				
07:30		93	82			227	49				
07:45		131	66	313	367	267	48	848	195	1161	562
08:00		131	61			234	40				
08:15		89	78			247	28				
08:30		84	71			197	28				
08:45		62	55	366	265	172	22	850	118	1216	383
09:00		81	59			147	24				
09:15		77	44			129	28				
09:30		64	38			115	18				
09:45		63	33	285	174	136	15	527	85	812	259
10:00		72	47			97	13				
10:15		61	24			106	12				
10:30		59	23			88	10				
10:45		65	18	257	112	91	10	382	45	639	157
11:00		75	16			100	5				
11:15		90	17			91	10				
11:30		90	13			110	6				
11:45		95	14	350	60	99	5	400	26	750	86
Total		1764	5486	1764	5486	3697	3397	3697	3397	5461	8883
Combined Total		7250		7250		7094		7094		14344	
AM Peak	-	07:30	-	-	-	07:30	-	-	-	-	-
Vol.	-	444	-	-	-	975	-	-	-	-	-
P.H.F.	-	0.847	-	-	-	0.913	-	-	-	-	-
PM Peak	-	-	05:00	-	-	-	02:15	-	-	-	-
Vol.	-	-	975	-	-	-	504	-	-	-	-
P.H.F.	-	-	0.903	-	-	-	0.926	-	-	-	-
Percentage		24.3%	75.7%			52.1%	47.9%				

Counts Unlimited, Inc.

City of Carlsbad
 Cannon Road
 B/ Faraday Avenue - El Camino Real
 72 Hour Directional Volume Count

PO Box 1178
 Corona, CA 92878
 Phone: (951) 268-6268
 email: counts@countsunlimited.com

CAR006
 Site Code: 232-22357

Start Time	28-Apr-22 Thu	Eastbound		Hour Totals		Westbound		Hour Totals		Combined Totals	
		Morning	Afternoon	Morning	Afternoon	Morning	Afternoon	Morning	Afternoon	Morning	Afternoon
12:00		11	83			3	104				
12:15		4	103			2	105				
12:30		3	102			4	81				
12:45		6	106	24	394	2	114	11	404	35	798
01:00		3	97			0	84				
01:15		4	119			1	107				
01:30		1	98			2	116				
01:45		2	130	10	444	3	112	6	419	16	863
02:00		3	111			2	105				
02:15		2	104			2	115				
02:30		1	150			2	127				
02:45		3	150	9	515	2	114	8	461	17	976
03:00		0	179			2	109				
03:15		3	178			1	113				
03:30		2	230			1	149				
03:45		4	194	9	781	6	163	10	534	19	1315
04:00		0	221			2	117				
04:15		1	246			9	97				
04:30		4	238			21	117				
04:45		3	243	8	948	18	102	50	433	58	1381
05:00		2	292			20	115				
05:15		3	261			38	103				
05:30		18	237			42	102				
05:45		11	176	34	966	69	101	169	421	203	1387
06:00		15	208			74	90				
06:15		13	156			89	93				
06:30		27	127			101	68				
06:45		27	111	82	602	157	60	421	311	503	913
07:00		32	93			154	56				
07:15		65	87			153	50				
07:30		93	109			218	67				
07:45		135	98	325	387	212	67	737	240	1062	627
08:00		133	89			236	41				
08:15		89	80			240	49				
08:30		80	68			166	47				
08:45		86	62	388	299	142	31	784	168	1172	467
09:00		75	60			132	17				
09:15		64	63			127	27				
09:30		41	47			116	23				
09:45		48	28	228	198	134	22	509	89	737	287
10:00		65	35			97	13				
10:15		69	41			96	11				
10:30		54	19			112	20				
10:45		73	24	261	119	91	7	396	51	657	170
11:00		80	21			109	10				
11:15		82	27			105	8				
11:30		85	15			97	7				
11:45		91	13	338	76	104	6	415	31	753	107
Total		1716	5729	1716	5729	3516	3562	3516	3562	5232	9291
Combined Total		7445		7445		7078		7078		14523	
AM Peak	-	07:30	-	-	-	07:30	-	-	-	-	-
Vol.	-	450	-	-	-	906	-	-	-	-	-
P.H.F.	-	0.833	-	-	-	0.944	-	-	-	-	-
PM Peak	-	-	04:30	-	-	-	03:15	-	-	-	-
Vol.	-	-	1034	-	-	-	542	-	-	-	-
P.H.F.	-	-	0.885	-	-	-	0.831	-	-	-	-
Percentage		23.0%	77.0%			49.7%	50.3%				
ADT/AADT		ADT 14,580		AADT 14,580							

VOLUME

Palomar Airport Rd Bet. Avenida Encinas & Paseo Del Norte

Day: Wednesday

City: Carlsbad

Date: 10/27/2021

Project #: CA21_040160_034

DAILY TOTALS					NB	SB	EB	WB	Total					
					0	0	7,293	8,995	16,288					
AM Period	NB	SB	EB	WB	TOTAL	PM Period	NB	SB	EB	WB	TOTAL			
0:00			11	10	21	12:00			151	181	332			
0:15			12	12	24	12:15			114	206	320			
0:30			11	12	23	12:30			134	149	283			
0:45			9	43	8	42	12:45		138	537	173	709	311	1246
1:00			5		2	7	13:00		133		173	306		
1:15			5		6	11	13:15		132		150	282		
1:30			5		6	11	13:30		140		170	310		
1:45			2	17	5	19	13:45		128	533	185	678	313	1211
2:00			3		2	5	14:00		129		152	281		
2:15			5		5	10	14:15		117		182	299		
2:30			3		1	4	14:30		139		171	310		
2:45			3	14	3	11	14:45		117	502	168	673	285	1175
3:00			2		1	3	15:00		122		146	268		
3:15			3		3	6	15:15		97		143	240		
3:30			7		2	9	15:30		106		169	275		
3:45			2	14	1	7	15:45		134	459	201	659	335	1118
4:00			4		3	7	16:00		115		154	269		
4:15			7		8	15	16:15		113		188	301		
4:30			2		8	10	16:30		135		193	328		
4:45			9	22	9	28	16:45		128	491	179	714	307	1205
5:00			4		4	8	17:00		108		187	295		
5:15			15		23	38	17:15		140		185	325		
5:30			17		47	64	17:30		160		154	314		
5:45			28	64	59	133	17:45		154	562	181	707	335	1269
6:00			32		52	84	18:00		173		134	307		
6:15			39		72	111	18:15		118		126	244		
6:30			45		91	136	18:30		158		128	286		
6:45			55	171	112	327	18:45		110	559	104	492	214	1051
7:00			70		125	195	19:00		120		108	228		
7:15			56		124	180	19:15		118		79	197		
7:30			72		127	199	19:30		114		88	202		
7:45			86	284	145	521	19:45		91	443	61	336	152	779
8:00			108		164	272	20:00		93		55	148		
8:15			87		154	241	20:15		57		58	115		
8:30			113		190	303	20:30		82		66	148		
8:45			106	414	177	685	20:45		60	292	61	240	121	532
9:00			94		150	244	21:00		62		41	103		
9:15			110		108	218	21:15		54		34	88		
9:30			111		126	237	21:30		50		36	86		
9:45			103	418	124	508	21:45		55	221	32	143	87	364
10:00			118		137	255	22:00		37		43	80		
10:15			114		123	237	22:15		24		23	47		
10:30			121		138	259	22:30		32		17	49		
10:45			119	472	137	535	22:45		32	125	19	102	51	227
11:00			130		159	289	23:00		19		20	39		
11:15			155		160	315	23:15		32		24	56		
11:30			112		152	264	23:30		25		18	43		
11:45			143	540	179	650	23:45		20	96	14	76	34	172
TOTALS				2473	3466	5939	TOTALS			4820	5529	10349		
SPLIT %				41.6%	58.4%	36.5%	SPLIT %			46.6%	53.4%	63.5%		

DAILY TOTALS					NB	SB	EB	WB	Total
					0	0	7,293	8,995	16,288

AM Peak Hour			11:15	11:30	11:45	PM Peak Hour			17:15	16:15	17:15
AM Pk Volume			561	718	1257	PM Pk Volume			627	747	1281
Pk Hr Factor			0.905	0.871	0.947	Pk Hr Factor			0.906	0.968	0.956
7 - 9 Volume	0	0	698	1206	1904	4 - 6 Volume	0	0	1053	1421	2474
7 - 9 Peak Hour			8:00	8:00	8:00	4 - 6 Peak Hour			17:00	16:15	17:00
7 - 9 Pk Volume	0	0	414	685	1099	4 - 6 Pk Volume	0	0	562	747	1269
Pk Hr Factor	0.000	0.000	0.916	0.901	0.907	Pk Hr Factor	0.000	0.000	0.878	0.968	0.947

VOLUME

Palomar Airport Rd Bet. Avenida Encinas & Paseo Del Norte

Day: Thursday
Date: 10/28/2021City: Carlsbad
Project #: CA21_040160_034

DAILY TOTALS		NB		SB		EB		WB		Total				
		0		0		6,766		9,160		15,926				
AM Period	NB	SB	EB	WB	TOTAL	PM Period	NB	SB	EB	WB	TOTAL			
0:00			10	18	28	12:00			128	185	313			
0:15			7	10	17	12:15			126	195	321			
0:30			12	10	22	12:30			168	173	341			
0:45			15	44	6	44	12:45		122	544	160	713	282	1257
1:00			11	6	17	13:00			165	184	349			
1:15			4	12	16	13:15			107	163	270			
1:30			2	6	8	13:30			140	176	316			
1:45			1	18	0	24	13:45		91	503	160	683	251	1186
2:00			0	3	3	14:00			127	140	267			
2:15			6	4	10	14:15			126	147	273			
2:30			4	2	6	14:30			141	168	309			
2:45			6	16	6	15	14:45		104	498	175	630	279	1128
3:00			4	1	5	15:00			100	178	278			
3:15			1	2	3	15:15			91	147	238			
3:30			4	1	5	15:30			82	163	245			
3:45			2	11	4	8	15:45		93	366	181	669	274	1035
4:00			4	6	10	16:00			105	175	280			
4:15			6	9	15	16:15			83	136	219			
4:30			5	6	11	16:30			98	146	244			
4:45			7	22	14	35	16:45		111	397	167	624	278	1021
5:00			4	7	11	17:00			126	161	287			
5:15			12	23	35	17:15			132	175	307			
5:30			17	54	71	17:30			106	147	253			
5:45			36	69	58	142	17:45		133	497	168	651	301	1148
6:00			41	51	92	18:00			147	156	303			
6:15			35	88	123	18:15			119	128	247			
6:30			41	103	144	18:30			174	116	290			
6:45			68	185	125	367	18:45		137	577	106	506	243	1083
7:00			57	131	188	19:00			100	110	210			
7:15			70	103	173	19:15			111	98	209			
7:30			57	139	196	19:30			78	84	162			
7:45			70	254	130	503	19:45		86	375	98	390	184	765
8:00			61	165	226	20:00			75	49	124			
8:15			73	168	241	20:15			64	73	137			
8:30			85	172	257	20:30			89	57	146			
8:45			81	300	174	679	20:45		83	311	46	225	129	536
9:00			73	173	246	21:00			56	57	113			
9:15			96	146	242	21:15			55	45	100			
9:30			86	141	227	21:30			66	46	112			
9:45			113	368	186	646	21:45		34	211	31	179	65	390
10:00			102	138	240	22:00			45	35	80			
10:15			113	151	264	22:15			39	32	71			
10:30			125	131	256	22:30			33	27	60			
10:45			126	466	170	590	22:45		34	151	27	121	61	272
11:00			129	133	262	23:00			33	21	54			
11:15			134	164	298	23:15			20	18	38			
11:30			125	153	278	23:30			23	14	37			
11:45			102	490	195	645	23:45		17	93	18	71	35	164
TOTALS			2243		3698		5941	TOTALS	4523		5462		9985	
SPLIT %			37.8%		62.2%		37.3%	SPLIT %	45.3%		54.7%		62.7%	

DAILY TOTALS		NB		SB		EB		WB		Total	
		0		0		6,766		9,160		15,926	
AM Peak Hour			11:45	11:45	11:45	PM Peak Hour			12:15	12:00	12:15
AM Pk Volume			524	748	1272	PM Pk Volume			581	713	1293
Pk Hr Factor			0.780	0.959	0.933	Pk Hr Factor			0.865	0.914	0.926
7 - 9 Volume	0	0	554	1182	1736	4 - 6 Volume	0	0	894	1275	2169
7 - 9 Peak Hour			8:00	8:00	8:00	4 - 6 Peak Hour			17:00	17:00	17:00
7 - 9 Pk Volume	0	0	300	679	979	4 - 6 Pk Volume	0	0	497	651	1148
Pk Hr Factor	0.000	0.000	0.882	0.976	0.952	Pk Hr Factor	0.000	0.000	0.934	0.930	0.935

VOLUME

Palomar Airport Rd Bet. Avenida Encinas & Paseo Del Norte

Day: Friday
Date: 10/29/2021

City: Carlsbad
Project #: CA21_040160_034

DAILY TOTALS		NB	SB	EB	WB	Total
		0	0	7,392	9,663	17,055

AM Period	NB	SB	EB	WB	TOTAL	PM Period	NB	SB	EB	WB	TOTAL			
0:00			12	10	22	12:00			116	178	294			
0:15			14	13	27	12:15			107	184	291			
0:30			13	5	18	12:30			117	183	300			
0:45			6	45	5	33	12:45		136	476	157	702	293	1178
1:00			9	12	21	13:00			134	167	301			
1:15			12	8	20	13:15			135	174	309			
1:30			3	2	5	13:30			140	170	310			
1:45			3	27	4	26	13:45		142	551	176	687	318	1238
2:00			1	6	7	14:00			137	172	309			
2:15			5	8	13	14:15			134	168	302			
2:30			9	5	14	14:30			142	181	323			
2:45			3	18	3	22	14:45		121	534	227	748	348	1282
3:00			4	4	8	15:00			114	168	282			
3:15			4	3	7	15:15			115	172	287			
3:30			3	5	8	15:30			102	176	278			
3:45			4	15	3	15	15:45		116	447	208	724	324	1171
4:00			5	2	7	16:00			118	180	298			
4:15			11	9	20	16:15			114	178	292			
4:30			8	9	17	16:30			124	169	293			
4:45			8	32	11	31	16:45		141	497	198	725	339	1222
5:00			10	12	22	17:00			155	176	331			
5:15			9	17	26	17:15			181	164	345			
5:30			23	44	67	17:30			192	190	382			
5:45			26	68	55	128	17:45		187	715	168	698	355	1413
6:00			29	49	78	18:00			185	161	346			
6:15			38	83	121	18:15			190	173	363			
6:30			43	104	147	18:30			180	135	315			
6:45			70	180	132	368	18:45		158	713	118	587	276	1300
7:00			73	106	179	19:00			137	122	259			
7:15			49	132	181	19:15			116	125	241			
7:30			64	129	193	19:30			109	93	202			
7:45			62	248	170	537	19:45		89	451	96	436	185	887
8:00			52	143	195	20:00			91	79	170			
8:15			100	128	228	20:15			80	63	143			
8:30			85	173	258	20:30			81	76	157			
8:45			57	294	146	590	20:45		47	299	76	294	123	593
9:00			83	158	241	21:00			58	58	116			
9:15			82	129	211	21:15			58	53	111			
9:30			92	150	242	21:30			71	62	133			
9:45			94	351	141	578	21:45		69	256	55	228	124	484
10:00			111	123	234	22:00			53	51	104			
10:15			126	130	256	22:15			45	40	85			
10:30			123	170	293	22:30			25	42	67			
10:45			114	474	156	579	22:45		14	137	29	162	43	299
11:00			111	149	260	23:00			23	35	58			
11:15			125	172	297	23:15			26	20	46			
11:30			146	160	306	23:30			13	16	29			
11:45			108	490	194	675	23:45		12	74	19	90	31	164
TOTALS			2242	3582	5824	TOTALS			5150	6081	11231			
SPLIT %			38.5%	61.5%	34.1%	SPLIT %			45.9%	54.1%	65.9%			

DAILY TOTALS		NB	SB	EB	WB	Total
		0	0	7,392	9,663	17,055

AM Peak Hour	10:45	11:45	11:15	PM Peak Hour	17:30	14:00	17:30				
AM Pk Volume	496	739	1199	PM Pk Volume	754	748	1446				
Pk Hr Factor	0.849	0.952	0.980	Pk Hr Factor	0.982	0.824	0.946				
7 - 9 Volume	0	0	542	1127	1669	4 - 6 Volume	0	0	1212	1423	2635
7 - 9 Peak Hour			7:45	7:45	7:45	4 - 6 Peak Hour			17:00	16:45	17:00
7 - 9 Pk Volume	0	0	299	614	913	4 - 6 Pk Volume	0	0	715	728	1413
Pk Hr Factor	0.000	0.000	0.748	0.887	0.885	Pk Hr Factor	0.000	0.000	0.931	0.919	0.925

Project #: CA21_040160_034

City: Carlsbad

Location: Palomar Airport Rd Bet. Avenida Encinas &

Date: 10/27/2021

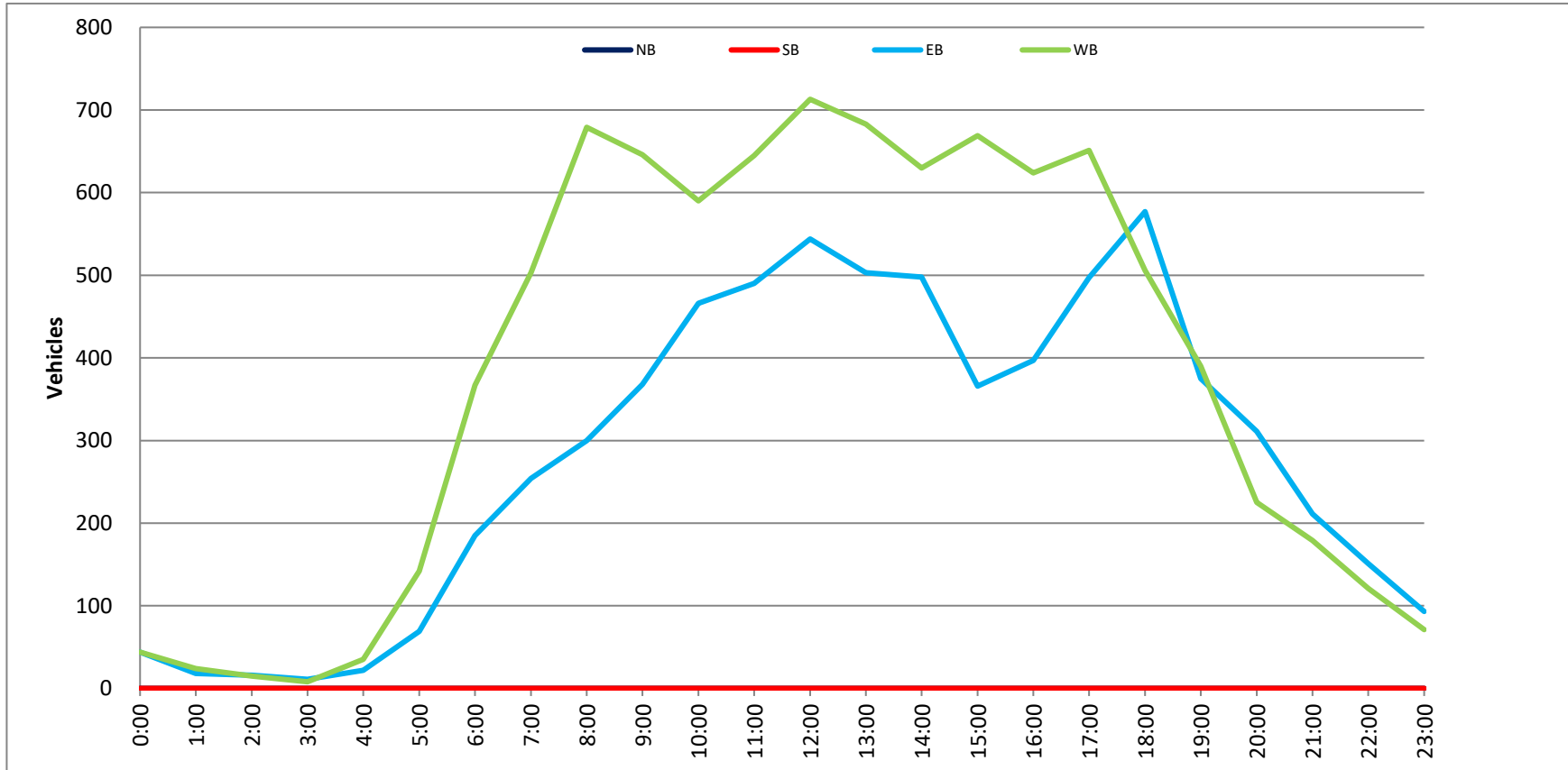


Project #: CA21_040160_034

City: Carlsbad

Location: Palomar Airport Rd Bet. Avenida Encinas &

Date: 10/28/2021

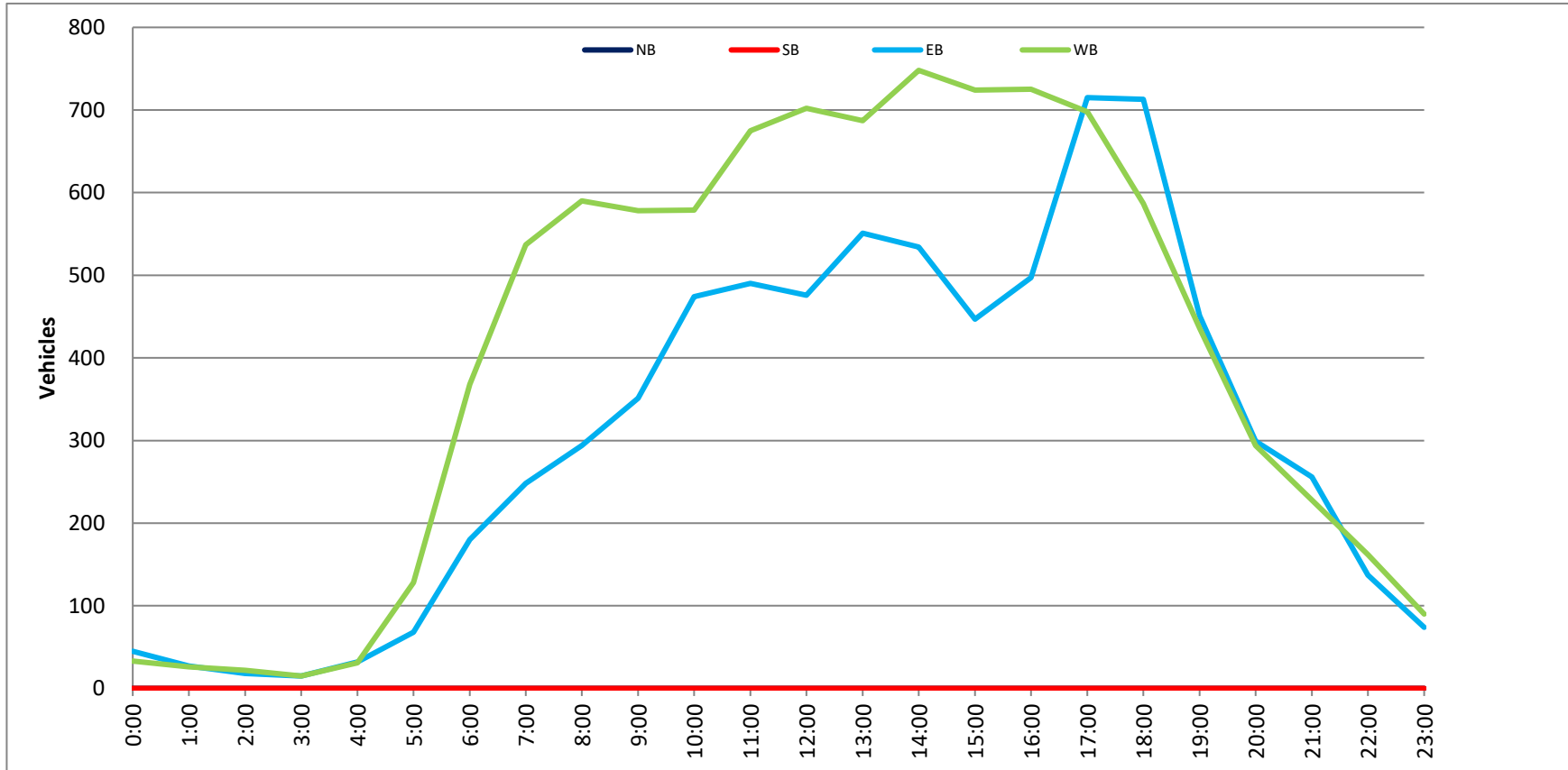


Project #: CA21_040160_034

City: Carlsbad

Location: Palomar Airport Rd Bet. Avenida Encinas &

Date: 10/29/2021



VOLUME

Palomar Airport Rd Bet. Paseo Del Norte & Armada Dr

Day: Wednesday
Date: 10/27/2021City: Carlsbad
Project #: CA21_040160_035

DAILY TOTALS		NB	SB	EB	WB	Total								
		0	0	20,167	22,583	42,750								
AM Period	NB	SB	EB	WB	TOTAL	PM Period	NB	SB	EB	WB	TOTAL			
0:00			26	21	47	12:00			314	394	708			
0:15			24	20	44	12:15			330	454	784			
0:30			9	20	29	12:30			309	414	723			
0:45			15	74	14	75	12:45		343	1296	370	1632	713	2928
1:00			10	9	19	13:00			353	404	757			
1:15			12	11	23	13:15			318	362	680			
1:30			12	21	33	13:30			361	423	784			
1:45			12	46	11	52	13:45		408	1440	451	1640	859	3080
2:00			11	10	21	14:00			313	426	739			
2:15			10	5	15	14:15			316	459	775			
2:30			18	4	22	14:30			308	498	806			
2:45			11	50	7	26	14:45		319	1256	520	1903	839	3159
3:00			12	8	20	15:00			344	418	762			
3:15			11	11	22	15:15			298	410	708			
3:30			22	7	29	15:30			294	432	726			
3:45			23	68	12	38	15:45		308	1244	496	1756	804	3000
4:00			23	18	41	16:00			281	487	768			
4:15			31	19	50	16:15			248	488	736			
4:30			49	20	69	16:30			326	570	896			
4:45			83	186	32	89	16:45		263	1118	592	2137	855	3255
5:00			76	44	120	17:00			313	550	863			
5:15			110	52	162	17:15			290	616	906			
5:30			159	61	220	17:30			290	552	842			
5:45			242	587	104	261	17:45		284	1177	501	2219	785	3396
6:00			189	111	300	18:00			274	472	746			
6:15			185	136	321	18:15			281	460	741			
6:30			226	176	402	18:30			292	428	720			
6:45			317	917	204	627	18:45		257	1104	311	1671	568	2775
7:00			331	170	501	19:00			249	307	556			
7:15			339	248	587	19:15			220	277	497			
7:30			343	257	600	19:30			205	245	450			
7:45			480	1493	222	897	19:45		157	831	215	1044	372	1875
8:00			501	290	791	20:00			166	193	359			
8:15			490	268	758	20:15			173	189	362			
8:30			459	251	710	20:30			121	179	300			
8:45			480	1930	243	1052	20:45		140	600	140	701	280	1301
9:00			373	204	577	21:00			129	128	257			
9:15			358	266	624	21:15			108	114	222			
9:30			301	232	533	21:30			64	85	149			
9:45			303	1335	299	1001	21:45		76	377	47	374	123	751
10:00			311	284	595	22:00			73	80	153			
10:15			292	265	557	22:15			76	64	140			
10:30			355	322	677	22:30			71	70	141			
10:45			325	1283	397	1268	22:45		59	279	55	269	114	548
11:00			313	412	725	23:00			47	47	94			
11:15			303	413	716	23:15			32	31	63			
11:30			363	428	791	23:30			36	30	66			
11:45			349	1328	459	1712	23:45		33	148	31	139	64	287
TOTALS			9297	7098	16395	TOTALS			10870	15485	26355			
SPLIT %			56.7%	43.3%	38.4%	SPLIT %			41.2%	58.8%	61.6%			

DAILY TOTALS		NB	SB	EB	WB	Total					
		0	0	20,167	22,583	42,750					
AM Peak Hour		7:45	11:30	11:30	PM Peak Hour	13:00	16:30	16:30			
AM Pk Volume		1930	1735	3091	PM Pk Volume	1440	2328	3520			
Pk Hr Factor		0.963	0.945	0.956	Pk Hr Factor	0.882	0.945	0.971			
7 - 9 Volume	0	0	3423	1949	5372	4 - 6 Volume	0	0	2295	4356	6651
7 - 9 Peak Hour			7:45	8:00	8:00	4 - 6 Peak Hour			16:30	16:30	16:30
7 - 9 Pk Volume	0	0	1930	1052	2982	4 - 6 Pk Volume	0	0	1192	2328	3520
Pk Hr Factor	0.000	0.000	0.963	0.907	0.942	Pk Hr Factor	0.000	0.000	0.914	0.945	0.971

VOLUME

Palomar Airport Rd Bet. Paseo Del Norte & Armada Dr

Day: Thursday
Date: 10/28/2021

City: Carlsbad
Project #: CA21_040160_035

DAILY TOTALS		NB	SB	EB	WB	Total
		0	0	19,665	20,955	40,620

AM Period	NB	SB	EB	WB	TOTAL	PM Period	NB	SB	EB	WB	TOTAL			
0:00			22	30	52	12:00			322	399	721			
0:15			21	22	43	12:15			344	420	764			
0:30			24	17	41	12:30			296	374	670			
0:45			11	78	10	79	12:45		335	1297	344	1537	679	2834
1:00			16	10	26	13:00			330	383	713			
1:15			13	9	22	13:15			336	347	683			
1:30			7	9	16	13:30			347	378	725			
1:45			10	46	13	41	13:45		320	1333	385	1493	705	2826
2:00			14	8	22	14:00			312	341	653			
2:15			9	18	27	14:15			304	387	691			
2:30			19	15	34	14:30			317	382	699			
2:45			17	59	7	48	14:45		271	1204	403	1513	674	2717
3:00			15	9	24	15:00			262	380	642			
3:15			9	6	15	15:15			272	355	627			
3:30			27	16	43	15:30			291	394	685			
3:45			37	88	13	44	15:45		266	1091	444	1573	710	2664
4:00			20	14	34	16:00			279	489	768			
4:15			27	21	48	16:15			242	381	623			
4:30			66	33	99	16:30			246	497	743			
4:45			90	203	28	96	16:45		263	1030	444	1811	707	2841
5:00			67	44	111	17:00			265	480	745			
5:15			126	53	179	17:15			299	532	831			
5:30			164	73	237	17:30			246	522	768			
5:45			249	606	91	261	17:45		263	1073	461	1995	724	3068
6:00			176	117	293	18:00			273	451	724			
6:15			196	126	322	18:15			291	368	659			
6:30			219	163	382	18:30			259	399	658			
6:45			291	882	180	586	18:45		256	1079	359	1577	615	2656
7:00			299	151	450	19:00			230	316	546			
7:15			322	221	543	19:15			250	260	510			
7:30			415	225	640	19:30			194	241	435			
7:45			498	1534	267	864	19:45		212	886	262	1079	474	1965
8:00			431	231	662	20:00			165	205	370			
8:15			485	228	713	20:15			162	189	351			
8:30			468	286	754	20:30			138	161	299			
8:45			478	1862	248	993	20:45		146	611	182	737	328	1348
9:00			405	219	624	21:00			124	132	256			
9:15			380	273	653	21:15			114	118	232			
9:30			362	269	631	21:30			67	88	155			
9:45			341	1488	310	1071	21:45		75	380	50	388	125	768
10:00			301	278	579	22:00			76	76	152			
10:15			272	274	546	22:15			75	69	144			
10:30			312	311	623	22:30			68	73	141			
10:45			340	1225	368	1231	22:45		60	279	56	274	116	553
11:00			240	378	618	23:00			48	50	98			
11:15			330	363	693	23:15			34	33	67			
11:30			270	331	601	23:30			35	31	66			
11:45			341	1181	447	1519	23:45		33	150	31	145	64	295
TOTALS			9252	6833	16085	TOTALS			10413	14122	24535			
SPLIT %			57.5%	42.5%	39.6%	SPLIT %			42.4%	57.6%	60.4%			

DAILY TOTALS		NB	SB	EB	WB	Total
		0	0	19,665	20,955	40,620

AM Peak Hour	7:45	11:45	11:45	PM Peak Hour	12:45	17:00	17:00				
AM Pk Volume	1882	1640	2943	PM Pk Volume	1348	1995	3068				
Pk Hr Factor	0.945	0.917	0.934	Pk Hr Factor	0.971	0.938	0.923				
7 - 9 Volume	0	0	3396	1857	5253	4 - 6 Volume	0	0	2103	3806	5909
7 - 9 Peak Hour	7:45	7:45	7:45	4 - 6 Peak Hour	16:30	17:00	17:00				
7 - 9 Pk Volume	0	0	1882	1012	2894	4 - 6 Pk Volume	0	0	1073	1995	3068
Pk Hr Factor	0.000	0.000	0.945	0.885	0.946	Pk Hr Factor	0.000	0.000	0.897	0.938	0.923

VOLUME

Palomar Airport Rd Bet. Paseo Del Norte & Armada Dr

Day: Friday
Date: 10/29/2021

City: Carlsbad
Project #: CA21_040160_035

DAILY TOTALS					NB	SB	EB	WB	Total			
					0	0	20,012	22,618	42,630			
AM Period	NB	SB	EB	WB	TOTAL	PM Period	NB	SB	EB	WB	TOTAL	
0:00			22	31	53	12:00			352	467	819	
0:15			20	22	42	12:15			386	452	838	
0:30			26	18	44	12:30			343	453	796	
0:45			11	79	11	82	12:45		327	1408	377	1749
1:00			15	9	24	13:00			332	394	726	
1:15			14	11	25	13:15			334	403	737	
1:30			9	11	20	13:30			327	444	771	
1:45			13	51	13	44	13:45		296	1289	402	1643
2:00			11	8	19	14:00			306	473	779	
2:15			9	16	25	14:15			311	466	777	
2:30			19	17	36	14:30			263	441	704	
2:45			17	56	8	49	14:45		265	1145	460	1840
3:00			16	11	27	15:00			310	404	714	
3:15			8	8	16	15:15			262	433	695	
3:30			28	19	47	15:30			256	392	648	
3:45			33	85	14	52	15:45		298	1126	458	1687
4:00			32	18	50	16:00			298	467	765	
4:15			30	28	58	16:15			249	484	733	
4:30			47	26	73	16:30			294	427	721	
4:45			84	193	34	106	16:45		244	1085	472	1850
5:00			78	36	114	17:00			269	513	782	
5:15			105	46	151	17:15			309	510	819	
5:30			136	79	215	17:30			259	420	679	
5:45			226	545	78	239	17:45		267	1104	406	1849
6:00			157	119	276	18:00			290	408	698	
6:15			202	138	340	18:15			293	457	750	
6:30			232	171	403	18:30			296	351	647	
6:45			294	885	204	632	18:45		249	1128	303	1519
7:00			285	177	462	19:00			260	326	586	
7:15			316	232	548	19:15			237	281	518	
7:30			290	210	500	19:30			219	232	451	
7:45			413	1304	280	899	19:45		225	941	260	1099
8:00			506	285	791	20:00			211	211	422	
8:15			461	248	709	20:15			183	210	393	
8:30			392	266	658	20:30			168	171	339	
8:45			425	1784	273	1072	20:45		137	699	203	795
9:00			409	297	706	21:00			142	163	305	
9:15			341	266	607	21:15			142	141	283	
9:30			352	301	653	21:30			110	120	230	
9:45			334	1436	312	1176	21:45		96	490	120	544
10:00			307	326	633	22:00			114	118	232	
10:15			286	351	637	22:15			95	81	176	
10:30			334	345	679	22:30			80	81	161	
10:45			328	1255	364	1386	22:45		68	357	73	353
11:00			283	437	720	23:00			65	57	122	
11:15			343	418	761	23:15			70	73	143	
11:30			332	427	759	23:30			62	55	117	
11:45			367	1325	454	1736	23:45		45	242	32	217
TOTALS			8998	7473	16471	TOTALS			11014	15145	26159	
SPLIT %			54.6%	45.4%	38.6%	SPLIT %			42.1%	57.9%	61.4%	

DAILY TOTALS					NB	SB	EB	WB	Total
					0	0	20,012	22,618	42,630

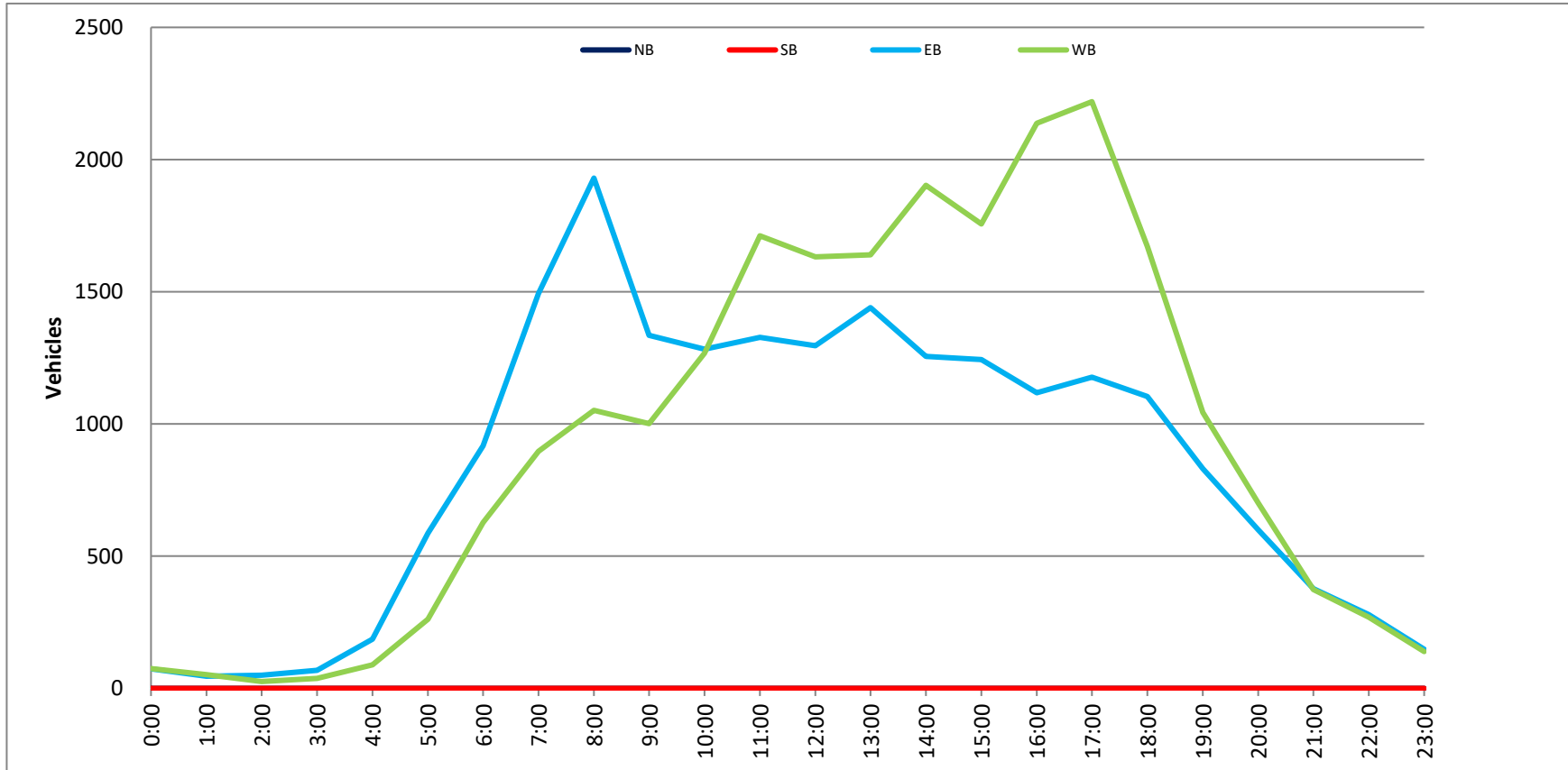
AM Peak Hour	8:00	11:45	11:45	PM Peak Hour	12:00	16:30	12:00				
AM Pk Volume	1784	1826	3274	PM Pk Volume	1408	1922	3157				
Pk Hr Factor	0.881	0.978	0.977	Pk Hr Factor	0.912	0.937	0.942				
7 - 9 Volume	0	0	3088	1971	5059	4 - 6 Volume	0	0	2189	3699	5888
7 - 9 Peak Hour	8:00	7:45	8:00	4 - 6 Peak Hour	16:30	16:30	16:30				
7 - 9 Pk Volume	0	0	1784	1079	2856	4 - 6 Pk Volume	0	0	1116	1922	3038
Pk Hr Factor	0.000	0.000	0.881	0.946	0.903	Pk Hr Factor	0.000	0.000	0.903	0.937	0.927

Project #: CA21_040160_035

City: Carlsbad

Location: Palomar Airport Rd Bet. Paseo Del Norte &

Date: 10/27/2021

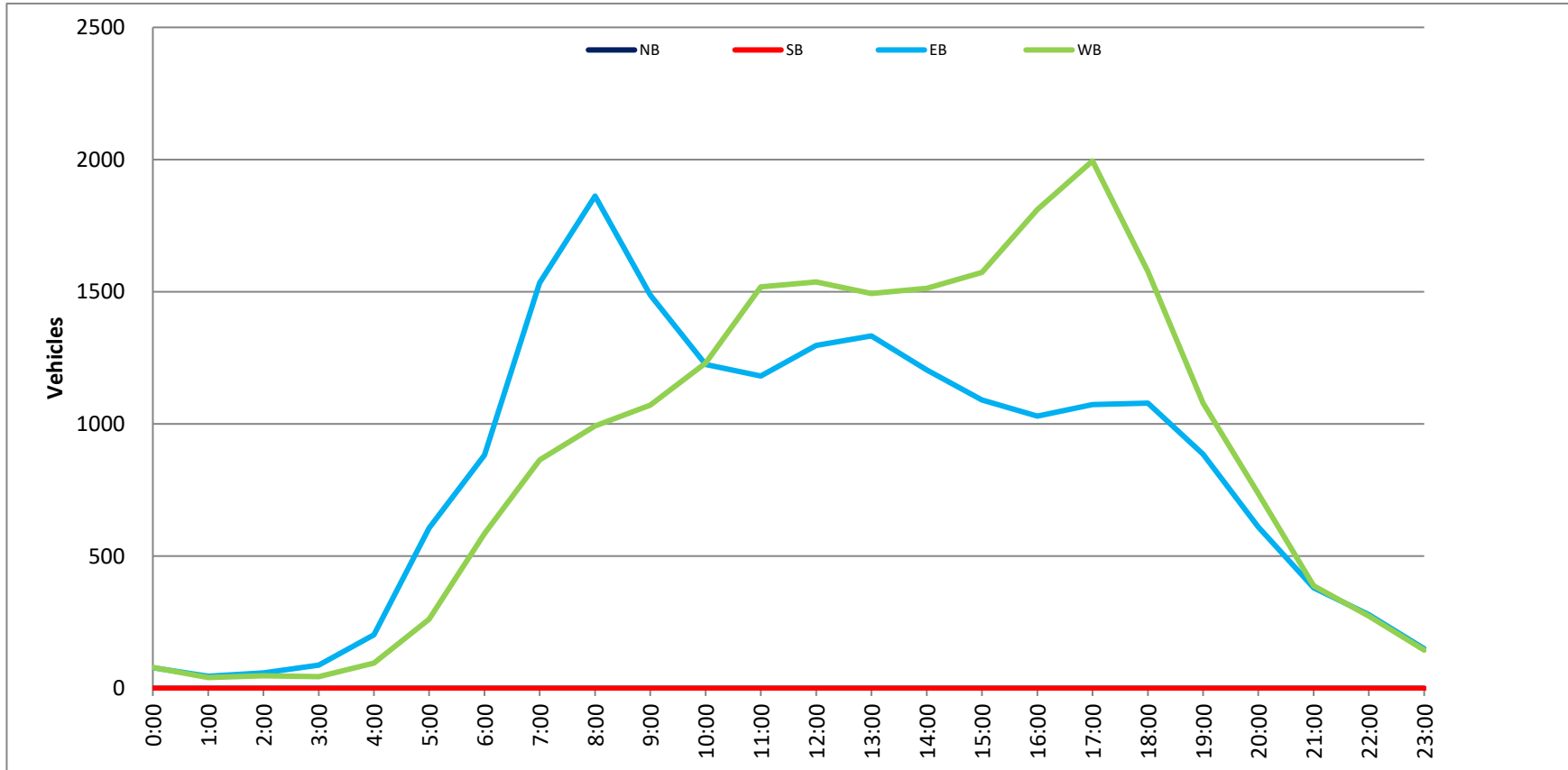


Project #: CA21_040160_035

City: Carlsbad

Location: Palomar Airport Rd Bet. Paseo Del Norte &

Date: 10/28/2021

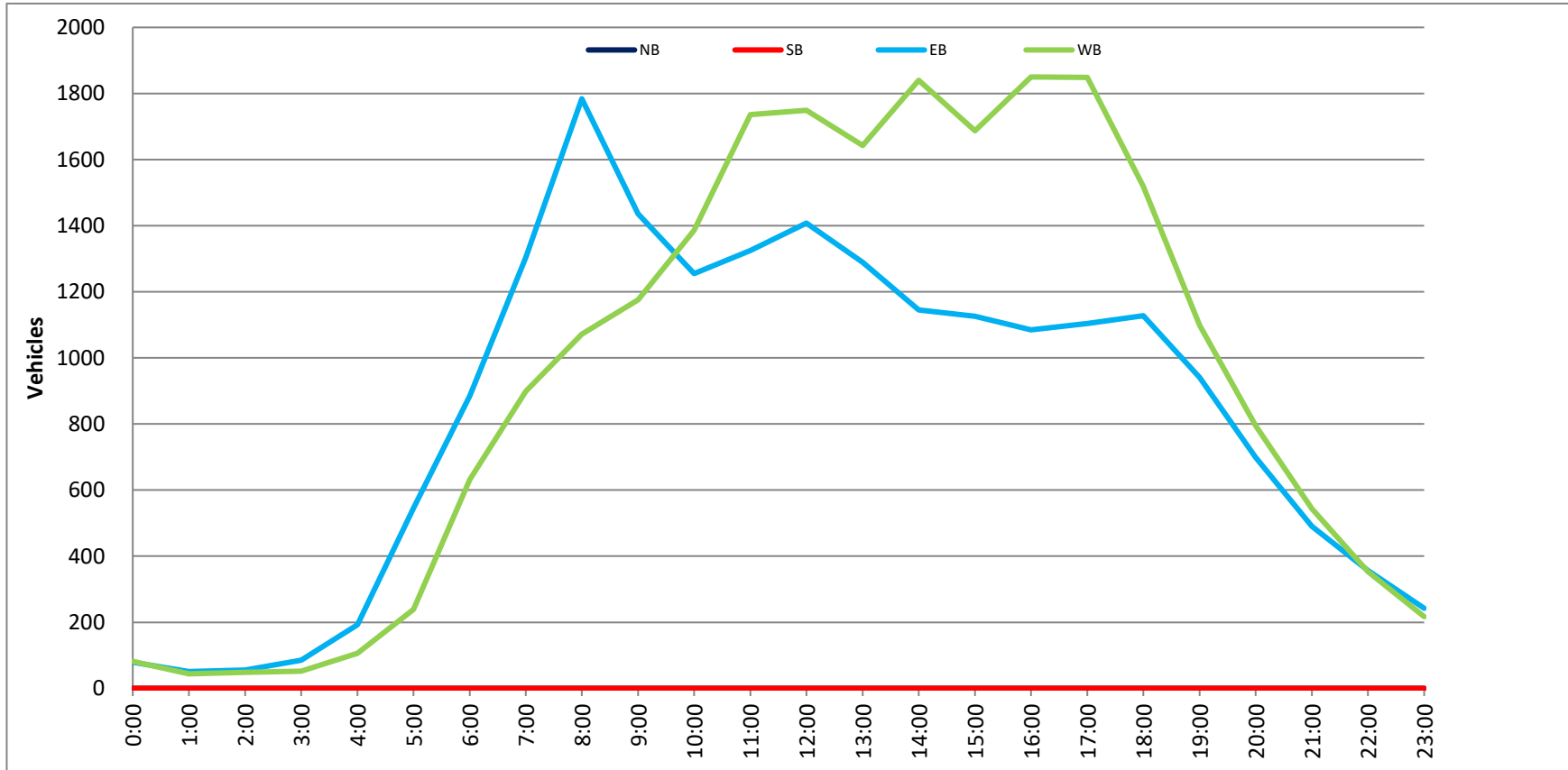


Project #: CA21_040160_035

City: Carlsbad

Location: Palomar Airport Rd Bet. Paseo Del Norte &

Date: 10/29/2021



VOLUME

Palomar Airport Rd Bet. Armada Dr & Aviara Pkwy/College Blvd

Day: Wednesday
Date: 10/27/2021

City: Carlsbad
Project #: CA21_040160_036

DAILY TOTALS					NB	SB	EB	WB	Total					
					0	0	19,731	20,388	40,119					
AM Period	NB	SB	EB	WB	TOTAL	PM Period	NB	SB	EB	WB	TOTAL			
0:00			25	20	45	12:00			300	367	667			
0:15			20	20	40	12:15			318	421	739			
0:30			7	19	26	12:30			328	375	703			
0:45			14	66	12	71	12:45		375	1321	356	1519	731	2840
1:00			11	7	18	13:00			382	356	738			
1:15			15	9	24	13:15			335	315	650			
1:30			10	20	30	13:30			340	339	679			
1:45			11	47	8	44	13:45		394	1451	353	1363	747	2814
2:00			9	10	19	14:00			280	359	639			
2:15			10	5	15	14:15			300	367	667			
2:30			16	3	19	14:30			308	409	717			
2:45			11	46	11	29	14:45		292	1180	484	1619	776	2799
3:00			12	8	20	15:00			352	329	681			
3:15			12	12	24	15:15			289	350	639			
3:30			22	9	31	15:30			293	362	655			
3:45			24	70	16	45	15:45		326	1260	444	1485	770	2745
4:00			22	20	42	16:00			297	470	767			
4:15			32	19	51	16:15			255	429	684			
4:30			48	20	68	16:30			316	548	864			
4:45			82	184	34	93	16:45		283	1151	582	2029	865	3180
5:00			80	45	125	17:00			338	517	855			
5:15			104	57	161	17:15			299	573	872			
5:30			142	64	206	17:30			298	524	822			
5:45			242	568	117	283	17:45		282	1217	467	2081	749	3298
6:00			161	99	260	18:00			279	453	732			
6:15			165	134	299	18:15			294	394	688			
6:30			190	156	346	18:30			289	327	616			
6:45			302	818	204	593	18:45		254	1116	267	1441	521	2557
7:00			311	172	483	19:00			233	248	481			
7:15			323	262	585	19:15			206	227	433			
7:30			347	259	606	19:30			212	194	406			
7:45			444	1425	239	932	19:45		190	841	179	848	369	1689
8:00			483	304	787	20:00			176	163	339			
8:15			479	249	728	20:15			183	127	310			
8:30			427	223	650	20:30			134	131	265			
8:45			453	1842	267	1043	20:45		150	643	103	524	253	1167
9:00			352	191	543	21:00			132	110	242			
9:15			337	260	597	21:15			109	96	205			
9:30			272	233	505	21:30			72	77	149			
9:45			274	1235	320	1004	21:45		75	388	47	330	122	718
10:00			269	292	561	22:00			75	72	147			
10:15			279	264	543	22:15			71	60	131			
10:30			334	316	650	22:30			63	52	115			
10:45			295	1177	357	1229	22:45		57	266	48	232	105	498
11:00			298	320	618	23:00			49	50	99			
11:15			297	378	675	23:15			39	30	69			
11:30			325	335	660	23:30			34	24	58			
11:45			347	1267	386	1419	23:45		30	152	28	132	58	284
TOTALS			8745	6785	15530	TOTALS			10986	13603	24589			
SPLIT %			56.3%	43.7%	38.7%	SPLIT %			44.7%	55.3%	61.3%			

DAILY TOTALS					NB	SB	EB	WB	Total
					0	0	19,731	20,388	40,119

AM Peak Hour	8:00	11:45	8:00	PM Peak Hour	13:00	16:30	16:30				
AM Pk Volume	1842	1549	2885	PM Pk Volume	1451	2220	3456				
Pk Hr Factor	0.953	0.920	0.916	Pk Hr Factor	0.921	0.954	0.991				
7 - 9 Volume	0	0	3267	1975	5242	4 - 6 Volume	0	0	2368	4110	6478
7 - 9 Peak Hour	8:00	7:15	8:00	4 - 6 Peak Hour	16:30	16:30	16:30				
7 - 9 Pk Volume	0	0	1842	1064	2885	4 - 6 Pk Volume	0	0	1236	2220	3456
Pk Hr Factor	0.000	0.000	0.953	0.875	0.916	Pk Hr Factor	0.000	0.000	0.914	0.954	0.991

VOLUME

Palomar Airport Rd Bet. Armada Dr & Aviara Pkwy/College Blvd

Day: Thursday
Date: 10/28/2021

City: Carlsbad
Project #: CA21_040160_036

DAILY TOTALS		NB	SB	EB	WB	Total
		0	0	20,048	20,508	40,556

AM Period	NB	SB	EB	WB	TOTAL	PM Period	NB	SB	EB	WB	TOTAL			
0:00			18	29	47	12:00			359	387	746			
0:15			14	21	35	12:15			357	404	761			
0:30			27	15	42	12:30			330	366	696			
0:45			8	67	13	78	12:45		347	1393	333	1490	680	2883
1:00			14	7	21	13:00			345	372	717			
1:15			12	11	23	13:15			338	325	663			
1:30			6	15	21	13:30			356	348	704			
1:45			10	42	9	42	13:45		323	1362	336	1381	659	2743
2:00			11	6	17	14:00			310	333	643			
2:15			11	14	25	14:15			334	370	704			
2:30			16	13	29	14:30			338	368	706			
2:45			14	52	9	42	14:45		305	1287	388	1459	693	2746
3:00			16	10	26	15:00			284	370	654			
3:15			11	9	20	15:15			282	338	620			
3:30			29	20	49	15:30			314	371	685			
3:45			33	89	20	59	15:45		292	1172	413	1492	705	2664
4:00			20	15	35	16:00			306	440	746			
4:15			26	20	46	16:15			295	391	686			
4:30			59	31	90	16:30			281	477	758			
4:45			87	192	34	100	16:45		300	1182	422	1730	722	2912
5:00			69	47	116	17:00			313	465	778			
5:15			116	56	172	17:15			334	494	828			
5:30			152	66	218	17:30			288	508	796			
5:45			227	564	101	270	17:45		256	1191	444	1911	700	3102
6:00			158	120	278	18:00			285	429	714			
6:15			189	144	333	18:15			273	377	650			
6:30			200	160	360	18:30			272	408	680			
6:45			280	827	194	618	18:45		243	1073	388	1602	631	2675
7:00			277	153	430	19:00			229	324	553			
7:15			318	217	535	19:15			226	265	491			
7:30			403	212	615	19:30			208	224	432			
7:45			497	1495	244	826	19:45		201	864	265	1078	466	1942
8:00			435	226	661	20:00			163	201	364			
8:15			460	228	688	20:15			175	193	368			
8:30			463	301	764	20:30			147	155	302			
8:45			464	1822	260	1015	20:45		153	638	169	718	322	1356
9:00			398	230	628	21:00			129	139	268			
9:15			355	278	633	21:15			110	124	234			
9:30			336	270	606	21:30			73	96	169			
9:45			321	1410	322	1100	21:45		74	386	45	404	119	790
10:00			300	291	591	22:00			74	72	146			
10:15			253	288	541	22:15			74	62	136			
10:30			334	305	639	22:30			66	56	122			
10:45			346	1233	330	1214	22:45		58	272	48	238	106	510
11:00			260	368	628	23:00			48	48	96			
11:15			338	374	712	23:15			38	28	66			
11:30			299	345	644	23:30			34	25	59			
11:45			388	1285	429	1516	23:45		30	150	24	125	54	275
TOTALS			9078	6880	15958	TOTALS			10970	13628	24598			
SPLIT %			56.9%	43.1%	39.3%	SPLIT %			44.6%	55.4%	60.7%			

DAILY TOTALS		NB	SB	EB	WB	Total
		0	0	20,048	20,508	40,556

AM Peak Hour	7:45	11:45	11:45	PM Peak Hour	12:00	17:00	16:45				
AM Pk Volume	1855	1586	3020	PM Pk Volume	1393	1911	3124				
Pk Hr Factor	0.933	0.924	0.924	Pk Hr Factor	0.970	0.940	0.943				
7 - 9 Volume	0	0	3317	1841	5158	4 - 6 Volume	0	0	2373	3641	6014
7 - 9 Peak Hour	7:45	8:00	7:45	4 - 6 Peak Hour	16:45	17:00	16:45				
7 - 9 Pk Volume	0	0	1855	1015	2854	4 - 6 Pk Volume	0	0	1235	1911	3124
Pk Hr Factor	0.000	0.000	0.933	0.843	0.934	Pk Hr Factor	0.000	0.000	0.924	0.940	0.943

VOLUME

Palomar Airport Rd Bet. Armada Dr & Aviara Pkwy/College Blvd

Day: Friday
Date: 10/29/2021

City: Carlsbad
Project #: CA21_040160_036

DAILY TOTALS					NB	SB	EB		WB		Total			
					0	0	20,170	20,371		40,541				
AM Period	NB	SB	EB	WB	TOTAL	PM Period	NB	SB	EB	WB	TOTAL			
0:00			20	28	48	12:00			335	401	736			
0:15			18	20	38	12:15			355	380	735			
0:30			27	15	42	12:30			333	363	696			
0:45			11	76	12	75	12:45		357	1380	356	1500	713	2880
1:00			14	8	22	13:00			329	327	656			
1:15			13	13	26	13:15			278	359	637			
1:30			6	13	19	13:30			392	338	730			
1:45			12	45	10	44	13:45		371	1370	315	1339	686	2709
2:00			10	6	16	14:00			317	369	686			
2:15			11	14	25	14:15			315	399	714			
2:30			18	16	34	14:30			295	384	679			
2:45			16	55	9	45	14:45		400	1327	306	1458	706	2785
3:00			15	11	26	15:00			317	362	679			
3:15			8	9	17	15:15			301	398	699			
3:30			28	19	47	15:30			280	362	642			
3:45			31	82	19	58	15:45		356	1254	405	1527	761	2781
4:00			29	19	48	16:00			313	460	773			
4:15			27	26	53	16:15			270	435	705			
4:30			47	24	71	16:30			306	407	713			
4:45			81	184	36	105	16:45		258	1147	463	1765	721	2912
5:00			77	37	114	17:00			296	489	785			
5:15			92	50	142	17:15			362	492	854			
5:30			130	77	207	17:30			281	411	692			
5:45			207	506	77	241	17:45		286	1225	366	1758	652	2983
6:00			154	114	268	18:00			281	359	640			
6:15			188	155	343	18:15			285	453	738			
6:30			210	166	376	18:30			300	336	636			
6:45			270	822	208	643	18:45		270	1136	262	1410	532	2546
7:00			278	171	449	19:00			258	303	561			
7:15			303	243	546	19:15			241	255	496			
7:30			287	208	495	19:30			224	202	426			
7:45			438	1306	296	918	19:45		211	934	237	997	448	1931
8:00			489	305	794	20:00			206	160	366			
8:15			463	255	718	20:15			181	139	320			
8:30			376	244	620	20:30			161	112	273			
8:45			449	1777	290	1094	20:45		134	682	184	595	318	1277
9:00			358	260	618	21:00			146	143	289			
9:15			300	270	570	21:15			136	124	260			
9:30			298	316	614	21:30			113	96	209			
9:45			279	1235	333	1179	21:45		95	490	108	471	203	961
10:00			306	245	551	22:00			118	101	219			
10:15			304	263	567	22:15			89	84	173			
10:30			298	300	598	22:30			82	69	151			
10:45			330	1238	309	1117	22:45		71	360	65	319	136	679
11:00			280	384	664	23:00			62	53	115			
11:15			358	379	737	23:15			71	54	125			
11:30			315	361	676	23:30			54	41	95			
11:45			359	1312	413	1537	23:45		40	227	28	176	68	403
TOTALS			8638	7056	15694	TOTALS			11532	13315	24847			
SPLIT %			55.0%	45.0%	38.7%	SPLIT %			46.4%	53.6%	61.3%			

DAILY TOTALS					NB	SB	EB		WB		Total
					0	0	20,170	20,371		40,541	

AM Peak Hour	8:00	11:45	11:45	PM Peak Hour	13:30	16:45	16:30
AM Pk Volume	1777	1557	2939	PM Pk Volume	1395	1855	3073
Pk Hr Factor	0.908	0.942	0.952	Pk Hr Factor	0.890	0.943	0.900
7 - 9 Volume	0	0	3083	4 - 6 Volume	0	0	5895
7 - 9 Peak Hour	8:00	7:45	8:00	4 - 6 Peak Hour	17:00	16:45	16:30
7 - 9 Pk Volume	0	0	1777	4 - 6 Pk Volume	0	0	3073
Pk Hr Factor	0.000	0.000	0.908	Pk Hr Factor	0.000	0.000	0.900
			0.902		0.846	0.943	0.900

Project #: CA21_040160_036

City: Carlsbad

Location: Palomar Airport Rd Bet. Armada Dr & Aviara

Date: 10/27/2021



Project #: CA21_040160_036

City: Carlsbad

Location: Palomar Airport Rd Bet. Armada Dr & Aviara

Date: 10/28/2021

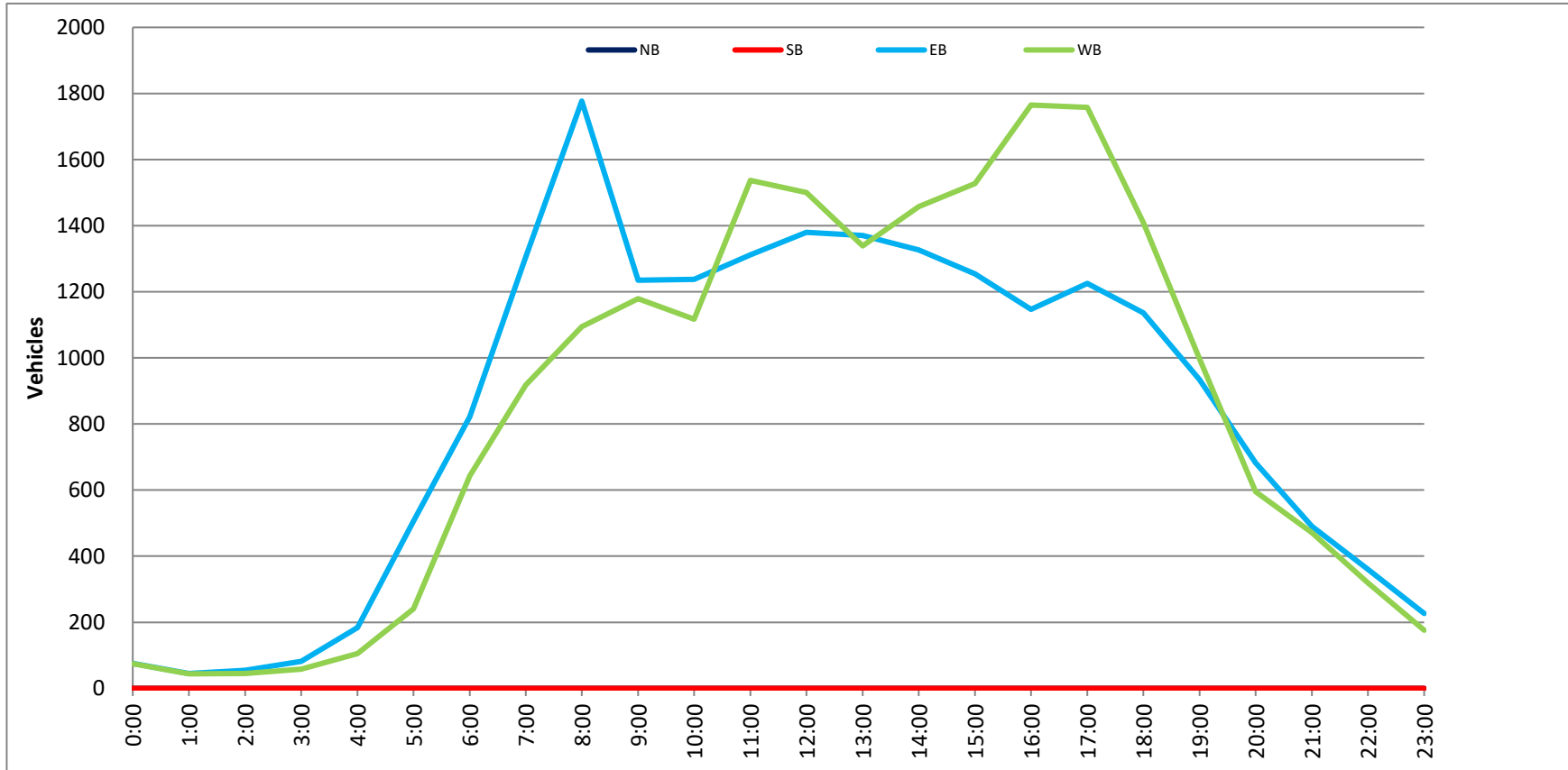


Project #: CA21_040160_036

City: Carlsbad

Location: Palomar Airport Rd Bet. Armada Dr & Aviara

Date: 10/29/2021



VOLUME

Palomar Airport Rd Bet. Aviara Pkwy/College Blvd & Camino Vida Roble

Day: Wednesday

City: Carlsbad

Date: 10/27/2021

Project #: CA21_040160_037

DAILY TOTALS					NB	SB	EB	WB	Total					
					0	0	16,310	15,656	31,966					
AM Period	NB	SB	EB	WB	TOTAL	PM Period	NB	SB	EB	WB	TOTAL			
0:00			20	17	37	12:00			290	320	610			
0:15			12	14	26	12:15			262	299	561			
0:30			5	13	18	12:30			266	241	507			
0:45			16	53	10	54	12:45		288	1106	251	1111	539	2217
1:00			7	5	12	13:00			284	266	550			
1:15			11	10	21	13:15			289	273	562			
1:30			9	9	18	13:30			271	250	521			
1:45			5	32	11	35	13:45		297	1141	243	1032	540	2173
2:00			11	6	17	14:00			245	315	560			
2:15			10	5	15	14:15			281	289	570			
2:30			10	6	16	14:30			279	326	605			
2:45			4	35	12	29	14:45		255	1060	304	1234	559	2294
3:00			9	11	20	15:00			301	269	570			
3:15			13	10	23	15:15			265	265	530			
3:30			17	14	31	15:30			256	368	624			
3:45			23	62	18	53	15:45		292	1114	276	1178	568	2292
4:00			17	18	35	16:00			252	362	614			
4:15			30	11	41	16:15			251	366	617			
4:30			46	33	79	16:30			270	398	668			
4:45			65	158	45	107	16:45		246	1019	386	1512	632	2531
5:00			72	41	113	17:00			290	434	724			
5:15			75	57	132	17:15			248	368	616			
5:30			111	81	192	17:30			311	338	649			
5:45			162	420	86	265	17:45		240	1089	297	1437	537	2526
6:00			109	106	215	18:00			286	290	576			
6:15			131	130	261	18:15			220	273	493			
6:30			175	135	310	18:30			259	237	496			
6:45			254	669	192	563	18:45		221	986	202	1002	423	1988
7:00			243	198	441	19:00			199	163	362			
7:15			246	238	484	19:15			175	156	331			
7:30			283	192	475	19:30			166	150	316			
7:45			383	1155	234	862	19:45		157	697	124	593	281	1290
8:00			412	207	619	20:00			139	92	231			
8:15			347	203	550	20:15			155	110	265			
8:30			344	214	558	20:30			125	95	220			
8:45			326	1429	215	839	20:45		134	553	72	369	206	922
9:00			266	183	449	21:00			88	70	158			
9:15			250	210	460	21:15			64	69	133			
9:30			237	210	447	21:30			82	54	136			
9:45			217	970	222	825	21:45		64	298	48	241	112	539
10:00			210	206	416	22:00			57	55	112			
10:15			221	248	469	22:15			48	37	85			
10:30			247	274	521	22:30			42	28	70			
10:45			263	941	279	1007	22:45		41	188	30	150	71	338
11:00			241	255	496	23:00			43	38	81			
11:15			227	268	495	23:15			37	21	58			
11:30			273	273	546	23:30			27	29	56			
11:45			267	1008	257	1053	23:45		20	127	17	105	37	232
TOTALS			6932	5692	12624	TOTALS			9378	9964	19342			
SPLIT %			54.9%	45.1%	39.5%	SPLIT %			48.5%	51.5%	60.5%			

DAILY TOTALS					NB	SB	EB	WB	Total
					0	0	16,310	15,656	31,966

AM Peak Hour			7:45	11:30	7:45	PM Peak Hour			13:00	16:30	16:15
AM Pk Volume			1486	1149	2344	PM Pk Volume			1141	1586	2641
Pk Hr Factor			0.902	0.898	0.947	Pk Hr Factor			0.960	0.914	0.912
7 - 9 Volume	0	0	2584	1701	4285	4 - 6 Volume	0	0	2108	2949	5057
7 - 9 Peak Hour			7:45	7:15	7:45	4 - 6 Peak Hour			16:45	16:30	16:15
7 - 9 Pk Volume	0	0	1486	871	2344	4 - 6 Pk Volume	0	0	1095	1586	2641
Pk Hr Factor	0.000	0.000	0.902	0.915	0.947	Pk Hr Factor	0.000	0.000	0.880	0.914	0.912

VOLUME

Palomar Airport Rd Bet. Aviara Pkwy/College Blvd & Camino Vida Roble

Day: Thursday
Date: 10/28/2021City: Carlsbad
Project #: CA21_040160_037

DAILY TOTALS		NB	SB	EB		WB		Total						
		0	0	16,117		16,058		32,175						
AM Period	NB	SB	EB	WB	TOTAL	PM Period	NB	SB	EB	WB	TOTAL			
0:00			20	13	33	12:00			238	302	540			
0:15			23	13	36	12:15			297	303	600			
0:30			18	17	35	12:30			238	273	511			
0:45			12	73	8	51	12:45		290	1063	254	1132	544	2195
1:00			9		7	16	13:00		272		269	541		
1:15			15		7	22	13:15		270		277	547		
1:30			3		7	10	13:30		282		275	557		
1:45			7	34	6	27	13:45		259	1083	224	1045	483	2128
2:00			8		5	13	14:00		258		276	534		
2:15			7		14	21	14:15		250		247	497		
2:30			15		13	28	14:30		285		320	605		
2:45			9	39	17	49	14:45		241	1034	266	1109	507	2143
3:00			11		2	13	15:00		254		257	511		
3:15			6		15	21	15:15		274		270	544		
3:30			28		14	42	15:30		227		311	538		
3:45			24	69	17	48	15:45		265	1020	376	1214	641	2234
4:00			13		19	32	16:00		226		361	587		
4:15			33		15	48	16:15		249		366	615		
4:30			54		35	89	16:30		239		430	669		
4:45			69	169	42	111	16:45		247	961	404	1561	651	2522
5:00			66		45	111	17:00		249		425	674		
5:15			94		58	152	17:15		266		416	682		
5:30			121		80	201	17:30		273		318	591		
5:45			135	416	96	279	17:45		231	1019	336	1495	567	2514
6:00			116		93	209	18:00		233		326	559		
6:15			143		132	275	18:15		236		244	480		
6:30			176		171	347	18:30		212		240	452		
6:45			251	686	134	530	18:45		239	920	243	1053	482	1973
7:00			220		182	402	19:00		198		201	399		
7:15			211		220	431	19:15		187		151	338		
7:30			288		199	487	19:30		204		138	342		
7:45			369	1088	261	862	19:45		158	747	114	604	272	1351
8:00			323		199	522	20:00		132		137	269		
8:15			371		214	585	20:15		155		94	249		
8:30			324		241	565	20:30		145		102	247		
8:45			325	1343	247	901	20:45		132	564	92	425	224	989
9:00			309		216	525	21:00		115		70	185		
9:15			246		244	490	21:15		83		70	153		
9:30			243		245	488	21:30		59		56	115		
9:45			270	1068	247	952	21:45		67	324	36	232	103	556
10:00			209		247	456	22:00		68		41	109		
10:15			220		242	462	22:15		63		50	113		
10:30			252		252	504	22:30		73		60	133		
10:45			265	946	271	1012	22:45		41	245	28	179	69	424
11:00			220		289	509	23:00		41		31	72		
11:15			269		257	526	23:15		31		20	51		
11:30			257		268	525	23:30		42		21	63		
11:45			327	1073	281	1095	23:45		19	133	20	92	39	225
TOTALS			7004		5917	12921	TOTALS		9113		10141	19254		
SPLIT %			54.2%		45.8%	40.2%	SPLIT %		47.3%		52.7%	59.8%		

DAILY TOTALS		NB	SB	EB		WB		Total			
		0	0	16,117		16,058		32,175			
AM Peak Hour		7:45	11:45	7:45	PM Peak Hour	12:45	16:30	16:30			
AM Pk Volume		1387	1159	2302	PM Pk Volume	1114	1675	2676			
Pk Hr Factor		0.935	0.956	0.913	Pk Hr Factor	0.960	0.974	0.981			
7 - 9 Volume	0	0	2431	1763	4194	4 - 6 Volume	0	0	1980	3056	5036
7 - 9 Peak Hour			7:45	7:45	7:45	4 - 6 Peak Hour			16:45	16:30	16:30
7 - 9 Pk Volume	0	0	1387	915	2302	4 - 6 Pk Volume	0	0	1035	1675	2676
Pk Hr Factor	0.000	0.000	0.935	0.876	0.913	Pk Hr Factor	0.000	0.000	0.948	0.974	0.981

VOLUME

Palomar Airport Rd Bet. Aviara Pkwy/College Blvd & Camino Vida Roble

Day: Friday
Date: 10/29/2021City: Carlsbad
Project #: CA21_040160_037

DAILY TOTALS					NB	SB	EB	WB	Total					
					0	0	16,786	15,870	32,656					
AM Period	NB	SB	EB	WB	TOTAL	PM Period	NB	SB	EB	WB	TOTAL			
0:00			20	17	37	12:00			284	275	559			
0:15			21	15	36	12:15			280	288	568			
0:30			22	17	39	12:30			279	263	542			
0:45			10	73	8	57	12:45		302	1145	265	1091	567	2236
1:00			8	8	16	13:00			259	280	539			
1:15			12	8	20	13:15			258	304	562			
1:30			5	7	12	13:30			279	267	546			
1:45			9	34	6	29	13:45		296	1092	260	1111	556	2203
2:00			11	6	17	14:00			275	289	564			
2:15			8	14	22	14:15			274	293	567			
2:30			13	12	25	14:30			258	345	603			
2:45			10	42	16	48	14:45		277	1084	342	1269	619	2353
3:00			11	4	15	15:00			267	366	633			
3:15			6	15	21	15:15			253	366	619			
3:30			21	17	38	15:30			249	378	627			
3:45			26	64	21	57	15:45		225	994	369	1479	594	2473
4:00			16	18	34	16:00			244	393	637			
4:15			24	15	39	16:15			238	310	548			
4:30			48	28	76	16:30			263	330	593			
4:45			68	156	43	104	16:45		230	975	337	1370	567	2345
5:00			58	34	92	17:00			253	364	617			
5:15			71	48	119	17:15			301	358	659			
5:30			84	75	159	17:30			249	253	502			
5:45			145	358	76	233	17:45		235	1038	273	1248	508	2286
6:00			105	101	206	18:00			267	212	479			
6:15			136	129	265	18:15			238	228	466			
6:30			162	148	310	18:30			295	260	555			
6:45			211	614	156	534	18:45		178	978	230	930	408	1908
7:00			210	144	354	19:00			245	213	458			
7:15			211	150	361	19:15			212	198	410			
7:30			267	181	448	19:30			202	182	384			
7:45			335	1023	193	668	19:45		179	838	139	732	318	1570
8:00			410	216	626	20:00			205	117	322			
8:15			331	224	555	20:15			170	100	270			
8:30			306	211	517	20:30			182	98	280			
8:45			315	1362	221	872	20:45		173	730	90	405	263	1135
9:00			331	230	561	21:00			141	110	251			
9:15			241	235	476	21:15			137	85	222			
9:30			248	220	468	21:30			107	79	186			
9:45			260	1080	209	894	21:45		89	474	81	355	170	829
10:00			229	221	450	22:00			87	72	159			
10:15			231	221	452	22:15			97	47	144			
10:30			242	203	445	22:30			80	61	141			
10:45			270	972	275	920	22:45		63	327	47	227	110	554
11:00			251	285	536	23:00			60	47	107			
11:15			260	270	530	23:15			59	44	103			
11:30			289	269	558	23:30			40	31	71			
11:45			330	1130	261	1085	23:45		44	203	30	152	74	355
TOTALS			6908	5501	12409	TOTALS			9878	10369	20247			
SPLIT %			55.7%	44.3%	38.0%	SPLIT %			48.8%	51.2%	62.0%			

DAILY TOTALS					NB	SB	EB	WB	Total
					0	0	16,786	15,870	32,656

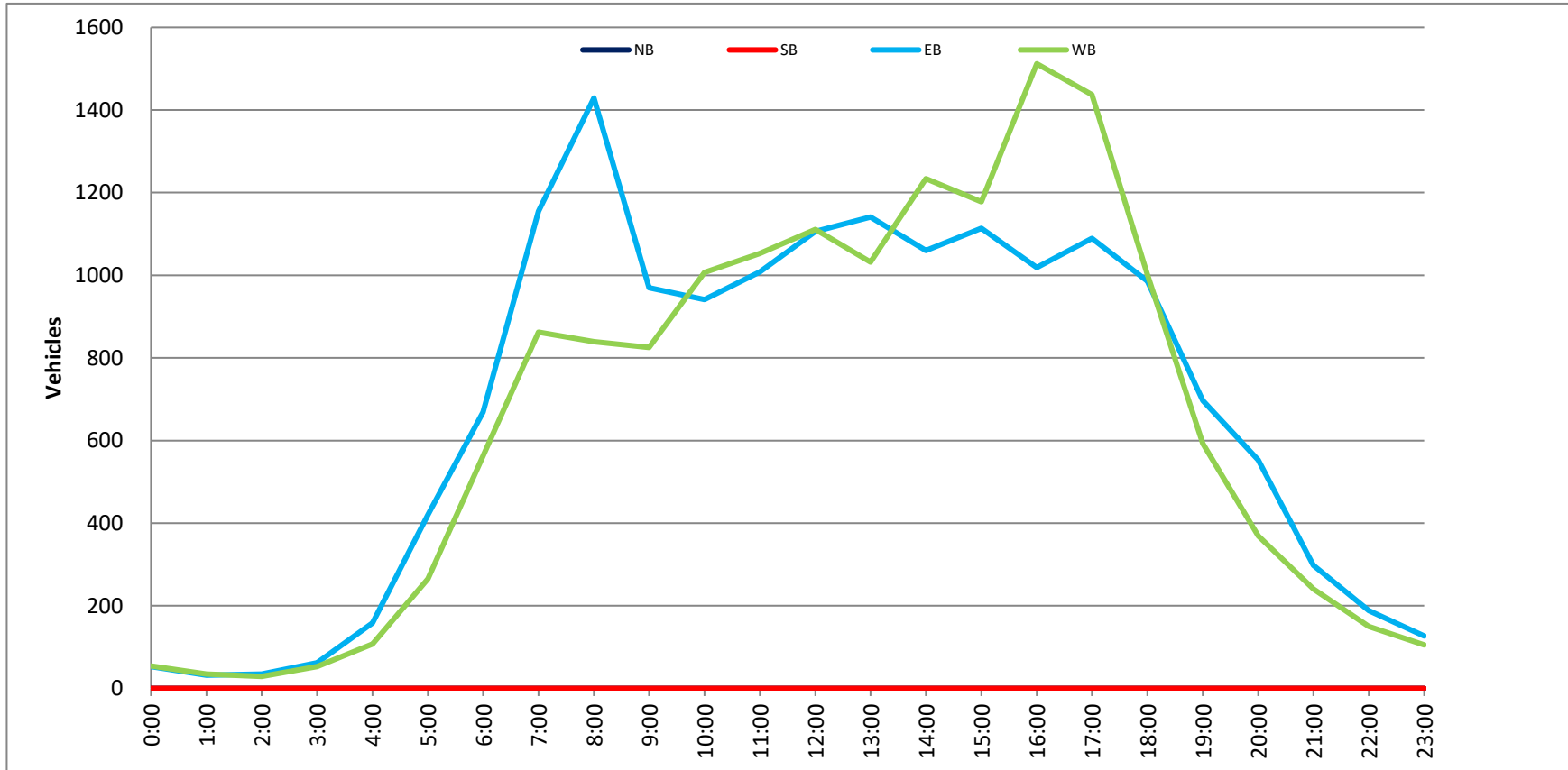
AM Peak Hour	7:45	10:45	11:30	PM Peak Hour	12:00	15:15	14:45				
AM Pk Volume	1382	1099	2276	PM Pk Volume	1145	1506	2498				
Pk Hr Factor	0.843	0.964	0.963	Pk Hr Factor	0.948	0.958	0.987				
7 - 9 Volume	0	0	2385	1540	3925	4 - 6 Volume	0	0	2013	2618	4631
7 - 9 Peak Hour	7:45	8:00	8:00	4 - 6 Peak Hour	16:30	16:30	16:30				
7 - 9 Pk Volume	0	0	1382	872	2234	4 - 6 Pk Volume	0	0	1047	1389	2436
Pk Hr Factor	0.000	0.000	0.843	0.973	0.892	Pk Hr Factor	0.000	0.000	0.870	0.954	0.924

Project #: CA21_040160_037

City: Carlsbad

Location: Palomar Airport Rd Bet. Aviara Pkwy/College

Date: 10/27/2021



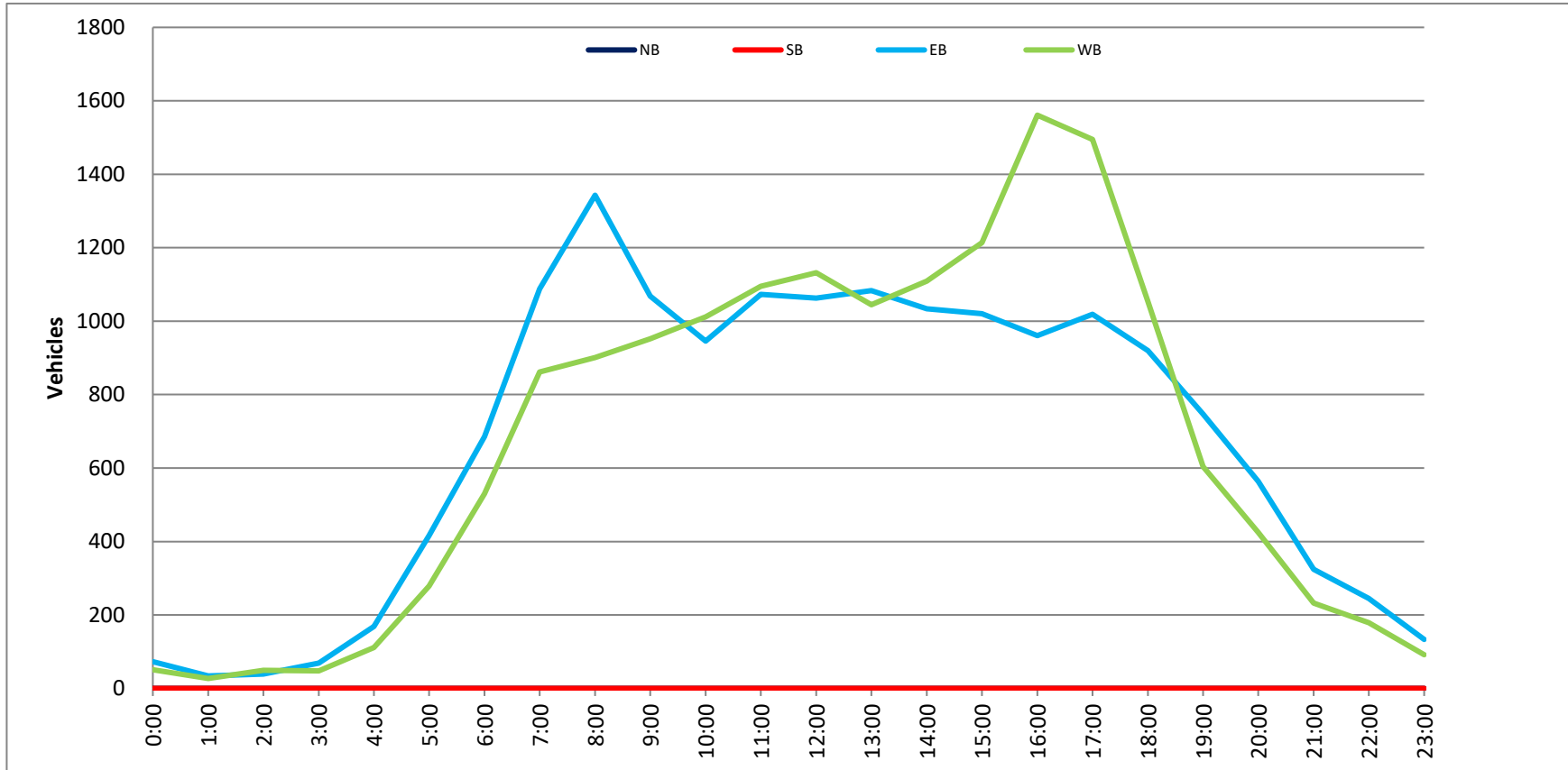
Prepared by NDS/ATD

Project #: CA21_040160_037

City: Carlsbad

Location: Palomar Airport Rd Bet. Aviara Pkwy/College

Date: 10/28/2021



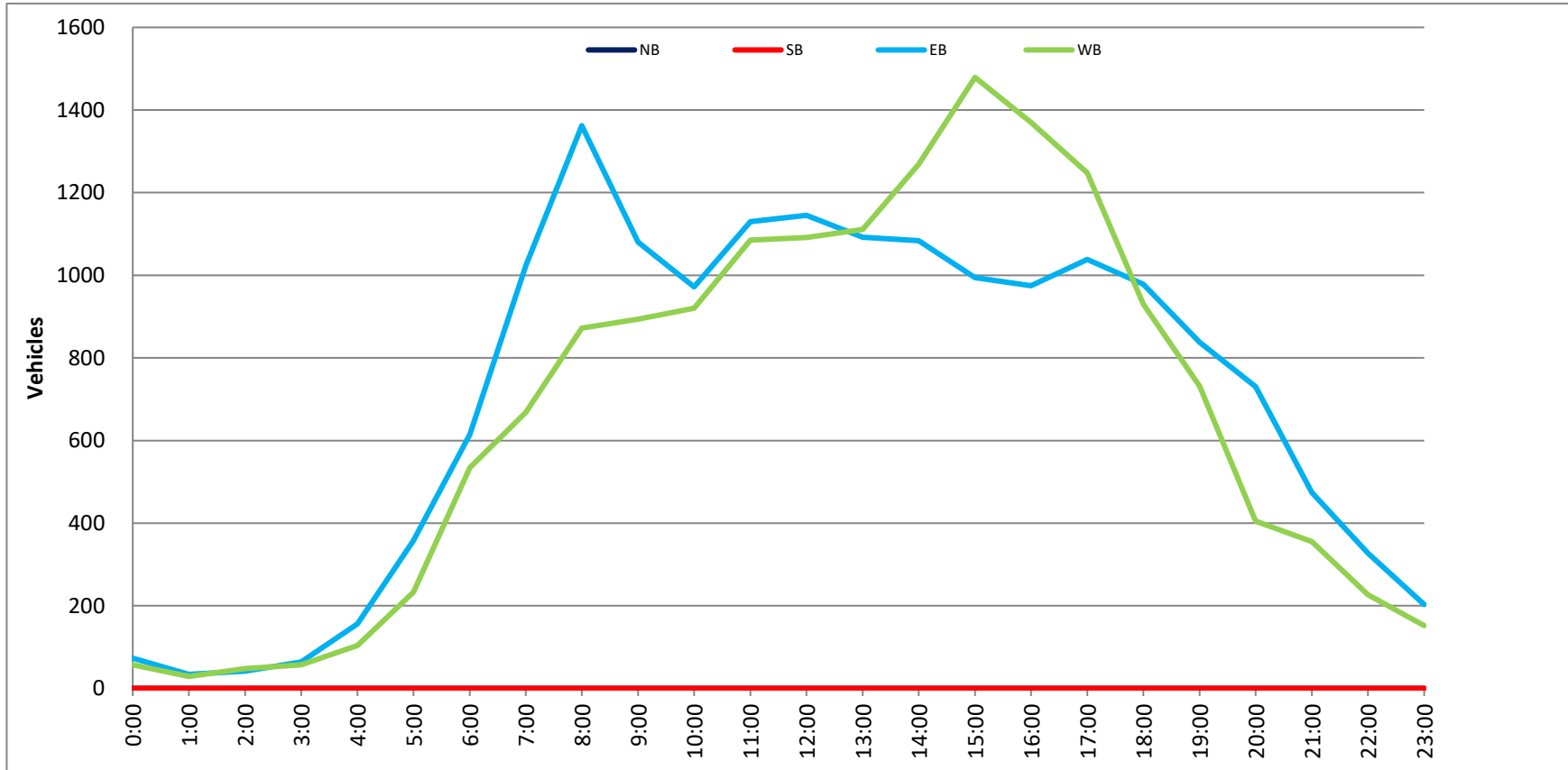
Prepared by NDS/ATD

Project #: CA21_040160_037

City: Carlsbad

Location: Palomar Airport Rd Bet. Aviara Pkwy/College

Date: 10/29/2021



VOLUME

Palomar Airport Rd Bet. Camino Vida Roble & El Camino Real

Day: Tuesday
Date: 11/2/2021

City: Carlsbad
Project #: CA21_040160_038

DAILY TOTALS					NB	SB	EB	WB	Total		
					0	0	14,246	13,724	27,970		
AM Period	NB	SB	EB	WB	TOTAL	PM Period	NB	SB	EB	WB	TOTAL
00:00			23	17	40	12:00			253	252	505
00:15			19	10	29	12:15			234	227	461
00:30			18	9	27	12:30			280	270	550
00:45			9	69	78	12:45			270	1037	1307
01:00			8	5	13	13:00			231	246	477
01:15			6	7	13	13:15			266	220	486
01:30			11	5	16	13:30			326	193	519
01:45			6	31	37	13:45			250	1073	1323
02:00			7	7	14	14:00			284	229	513
02:15			6	11	17	14:15			291	225	516
02:30			5	8	13	14:30			319	225	544
02:45			5	23	28	14:45			258	1152	1410
03:00			4	7	11	15:00			261	201	462
03:15			5	13	18	15:15			242	198	440
03:30			9	16	25	15:30			356	227	583
03:45			13	31	44	15:45			265	1124	1389
04:00			18	28	46	16:00			327	257	584
04:15			18	44	62	16:15			270	239	509
04:30			17	80	97	16:30			393	239	632
04:45			30	83	113	16:45			330	1320	1650
05:00			38	88	126	17:00			340	255	595
05:15			44	102	146	17:15			342	247	589
05:30			68	130	198	17:30			310	231	541
05:45			82	232	314	17:45			287	1279	1566
06:00			66	127	193	18:00			262	216	478
06:15			85	152	237	18:15			242	175	417
06:30			97	186	283	18:30			215	172	387
06:45			147	395	542	18:45			178	897	1075
07:00			108	240	348	19:00			192	119	311
07:15			162	249	411	19:15			164	127	291
07:30			168	276	444	19:30			150	91	241
07:45			204	642	846	19:45			124	630	754
08:00			218	279	497	20:00			115	97	212
08:15			240	251	491	20:15			118	64	182
08:30			204	281	485	20:30			115	62	177
08:45			197	859	1056	20:45			101	449	550
09:00			176	268	444	21:00			82	43	125
09:15			143	233	376	21:15			87	63	150
09:30			173	209	382	21:30			58	49	107
09:45			188	680	868	21:45			51	278	329
10:00			167	172	339	22:00			54	28	82
10:15			204	193	397	22:15			60	28	88
10:30			189	233	422	22:30			61	22	83
10:45			200	760	960	22:45			39	214	253
11:00			213	205	418	23:00			34	21	55
11:15			181	226	407	23:15			22	13	35
11:30			241	221	462	23:30			31	24	55
11:45			238	873	1111	23:45			28	115	143
TOTALS			4678	6454	11132	TOTALS			9568	7270	16838
SPLIT %			42.0%	58.0%	39.8%	SPLIT %			56.8%	43.2%	60.2%

DAILY TOTALS					NB	SB	EB	WB	Total
					0	0	14,246	13,724	27,970

AM Peak Hour			11:45	08:00	11:45	PM Peak Hour			16:30	12:00	16:30
AM Pk Volume			1005	1100	1984	PM Pk Volume			1405	960	2365
Pk Hr Factor			0.897	0.952	0.902	Pk Hr Factor			0.894	0.889	0.936
7 - 9 Volume	0	0	1501	2149	3650	4 - 6 Volume	0	0	2599	1899	4498
7 - 9 Peak Hour			07:45	08:00	07:45	4 - 6 Peak Hour			16:30	16:30	16:30
7 - 9 Pk Volume	0	0	866	1100	1961	4 - 6 Pk Volume	0	0	1405	960	2365
Pk Hr Factor	0.000	0.000	0.902	0.952	0.986	Pk Hr Factor	0.000	0.000	0.894	0.941	0.936

VOLUME

Palomar Airport Rd Bet. Camino Vida Roble & El Camino Real

Day: Wednesday
Date: 11/3/2021

City: Carlsbad
Project #: CA21_040160_038

DAILY TOTALS		NB	SB	EB	WB	Total
		0	0	14,453	13,920	28,373

AM Period	NB	SB	EB	WB	TOTAL	PM Period	NB	SB	EB	WB	TOTAL			
00:00			34	14	48	12:00			264	252	516			
00:15			20	2	22	12:15			245	220	465			
00:30			12	10	22	12:30			264	237	501			
00:45			9	75	9	35	12:45		280	1053	258	967	538	2020
01:00			9	6	15	13:00			259	217	476			
01:15			17	3	20	13:15			243	243	486			
01:30			9	10	19	13:30			290	266	556			
01:45			9	44	10	29	13:45		238	1030	216	942	454	1972
02:00			6	6	12	14:00			285	226	511			
02:15			5	10	15	14:15			231	219	450			
02:30			6	7	13	14:30			327	246	573			
02:45			7	24	8	31	14:45		258	1101	240	931	498	2032
03:00			7	11	18	15:00			284	203	487			
03:15			3	11	14	15:15			240	223	463			
03:30			15	20	35	15:30			347	223	570			
03:45			19	44	26	68	15:45		270	1141	192	841	462	1982
04:00			19	23	42	16:00			321	252	573			
04:15			10	38	48	16:15			322	240	562			
04:30			22	65	87	16:30			360	241	601			
04:45			37	88	118	244	16:45		307	1310	244	977	551	2287
05:00			29	88	117	17:00			392	248	640			
05:15			46	82	128	17:15			332	259	591			
05:30			52	109	161	17:30			261	205	466			
05:45			84	211	201	480	17:45		250	1235	231	943	481	2178
06:00			76	126	202	18:00			273	218	491			
06:15			92	156	248	18:15			293	183	476			
06:30			92	171	263	18:30			255	180	435			
06:45			137	397	219	672	18:45		192	1013	138	719	330	1732
07:00			164	209	373	19:00			189	129	318			
07:15			151	272	423	19:15			179	132	311			
07:30			200	253	453	19:30			151	102	253			
07:45			209	724	321	1055	19:45		147	666	99	462	246	1128
08:00			210	276	486	20:00			107	69	176			
08:15			232	262	494	20:15			109	86	195			
08:30			189	305	494	20:30			106	63	169			
08:45			207	838	323	1166	20:45		106	428	60	278	166	706
09:00			176	239	415	21:00			102	53	155			
09:15			167	217	384	21:15			63	44	107			
09:30			176	208	384	21:30			59	52	111			
09:45			181	700	227	891	21:45		55	279	38	187	93	466
10:00			180	214	394	22:00			58	34	92			
10:15			186	244	430	22:15			51	22	73			
10:30			187	223	410	22:30			75	23	98			
10:45			186	739	234	915	22:45		49	233	17	96	66	329
11:00			225	229	454	23:00			33	14	47			
11:15			219	247	466	23:15			29	15	44			
11:30			270	220	490	23:30			27	17	44			
11:45			240	954	239	935	23:45		37	126	10	56	47	182
TOTALS			4838	6521	11359	TOTALS			9615	7399	17014			
SPLIT %			42.6%	57.4%	40.0%	SPLIT %			56.5%	43.5%	60.0%			

DAILY TOTALS		NB	SB	EB	WB	Total
		0	0	14,453	13,920	28,373

AM Peak Hour	11:30	08:00	07:45	PM Peak Hour	16:30	16:30	16:30				
AM Pk Volume	1019	1166	2004	PM Pk Volume	1391	992	2383				
Pk Hr Factor	0.944	0.902	0.945	Pk Hr Factor	0.887	0.958	0.931				
7 - 9 Volume	0	0	1562	2221	3783	4 - 6 Volume	0	0	2545	1920	4465
7 - 9 Peak Hour	07:30	08:00	07:45	4 - 6 Peak Hour	16:30	16:30	16:30				
7 - 9 Pk Volume	0	0	851	1166	2004	4 - 6 Pk Volume	0	0	1391	992	2383
Pk Hr Factor	0.000	0.000	0.917	0.902	0.945	Pk Hr Factor	0.000	0.000	0.887	0.958	0.931

VOLUME

Palomar Airport Rd Bet. Camino Vida Roble & El Camino Real

Day: Thursday
Date: 11/4/2021

City: Carlsbad
Project #: CA21_040160_038

DAILY TOTALS		NB	SB	EB	WB	Total
		0	0	14,642	14,005	28,647

AM Period	NB	SB	EB	WB	TOTAL	PM Period	NB	SB	EB	WB	TOTAL			
00:00			19	8	27	12:00			295	267	562			
00:15			14	9	23	12:15			259	253	512			
00:30			14	9	23	12:30			266	261	527			
00:45			10	57	9	35	12:45		245	1065	211	992	456	2057
01:00			12	7	19	13:00			244	247	491			
01:15			6	6	12	13:15			265	207	472			
01:30			6	4	10	13:30			270	273	543			
01:45			6	30	6	23	13:45		303	1082	213	940	516	2022
02:00			10	4	14	14:00			294	245	539			
02:15			8	5	13	14:15			282	254	536			
02:30			7	9	16	14:30			299	227	526			
02:45			14	39	7	25	14:45		265	1140	200	926	465	2066
03:00			6	16	22	15:00			301	210	511			
03:15			7	14	21	15:15			266	224	490			
03:30			7	20	27	15:30			350	226	576			
03:45			17	37	28	78	15:45		245	1162	203	863	448	2025
04:00			10	24	34	16:00			308	269	577			
04:15			13	40	53	16:15			321	201	522			
04:30			31	82	113	16:30			355	276	631			
04:45			27	81	114	260	16:45		296	1280	224	970	520	2250
05:00			32	65	97	17:00			378	260	638			
05:15			43	92	135	17:15			315	253	568			
05:30			81	140	221	17:30			293	252	545			
05:45			86	242	183	480	17:45		270	1256	227	992	497	2248
06:00			66	136	202	18:00			291	211	502			
06:15			83	159	242	18:15			281	167	448			
06:30			93	166	259	18:30			215	162	377			
06:45			144	386	222	683	18:45		192	979	153	693	345	1672
07:00			166	214	380	19:00			173	123	296			
07:15			174	282	456	19:15			204	129	333			
07:30			158	268	426	19:30			170	107	277			
07:45			186	684	301	1065	19:45		144	691	107	466	251	1157
08:00			215	267	482	20:00			139	98	237			
08:15			205	255	460	20:15			142	76	218			
08:30			202	299	501	20:30			162	81	243			
08:45			198	820	311	1132	20:45		113	556	59	314	172	870
09:00			163	260	423	21:00			100	70	170			
09:15			171	178	349	21:15			74	51	125			
09:30			180	251	431	21:30			68	43	111			
09:45			162	676	230	919	21:45		49	291	44	208	93	499
10:00			194	194	388	22:00			65	38	103			
10:15			175	219	394	22:15			74	30	104			
10:30			190	174	364	22:30			74	30	104			
10:45			176	735	226	813	22:45		44	257	20	118	64	375
11:00			201	220	421	23:00			33	25	58			
11:15			220	255	475	23:15			28	20	48			
11:30			274	238	512	23:30			46	14	60			
11:45			268	963	223	936	23:45		26	133	15	74	41	207
TOTALS			4750	6449	11199	TOTALS			9892	7556	17448			
SPLIT %			42.4%	57.6%	39.1%	SPLIT %			56.7%	43.3%	60.9%			

DAILY TOTALS		NB	SB	EB	WB	Total
		0	0	14,642	14,005	28,647

AM Peak Hour	11:30	08:00	11:45	PM Peak Hour	16:15	16:30	16:30				
AM Pk Volume	1096	1132	2092	PM Pk Volume	1350	1013	2357				
Pk Hr Factor	0.929	0.910	0.931	Pk Hr Factor	0.893	0.918	0.924				
7 - 9 Volume	0	0	1504	2197	3701	4 - 6 Volume	0	0	2536	1962	4498
7 - 9 Peak Hour	08:00	08:00	08:00	4 - 6 Peak Hour	16:15	16:30	16:30				
7 - 9 Pk Volume	0	0	820	1132	1952	4 - 6 Pk Volume	0	0	1350	1013	2357
Pk Hr Factor	0.000	0.000	0.953	0.910	0.959	Pk Hr Factor	0.000	0.000	0.893	0.918	0.924

Project #: CA21_040160_038

City: Carlsbad

Location: Palomar Airport Rd Bet. Camino Vida Roble &

Date: 11/2/2021

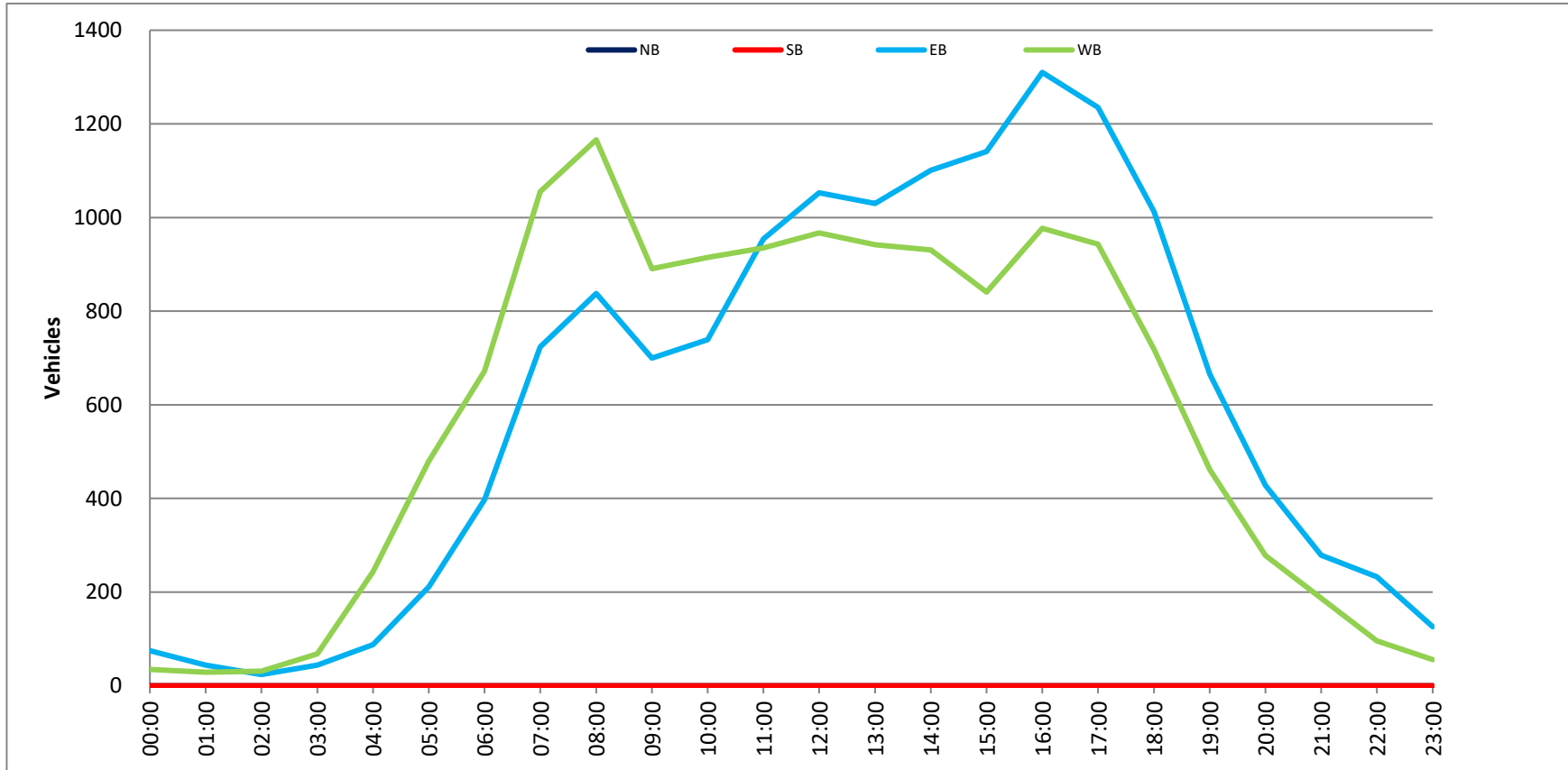


Project #: CA21_040160_038

City: Carlsbad

Location: Palomar Airport Rd Bet. Camino Vida Roble &

Date: 11/3/2021

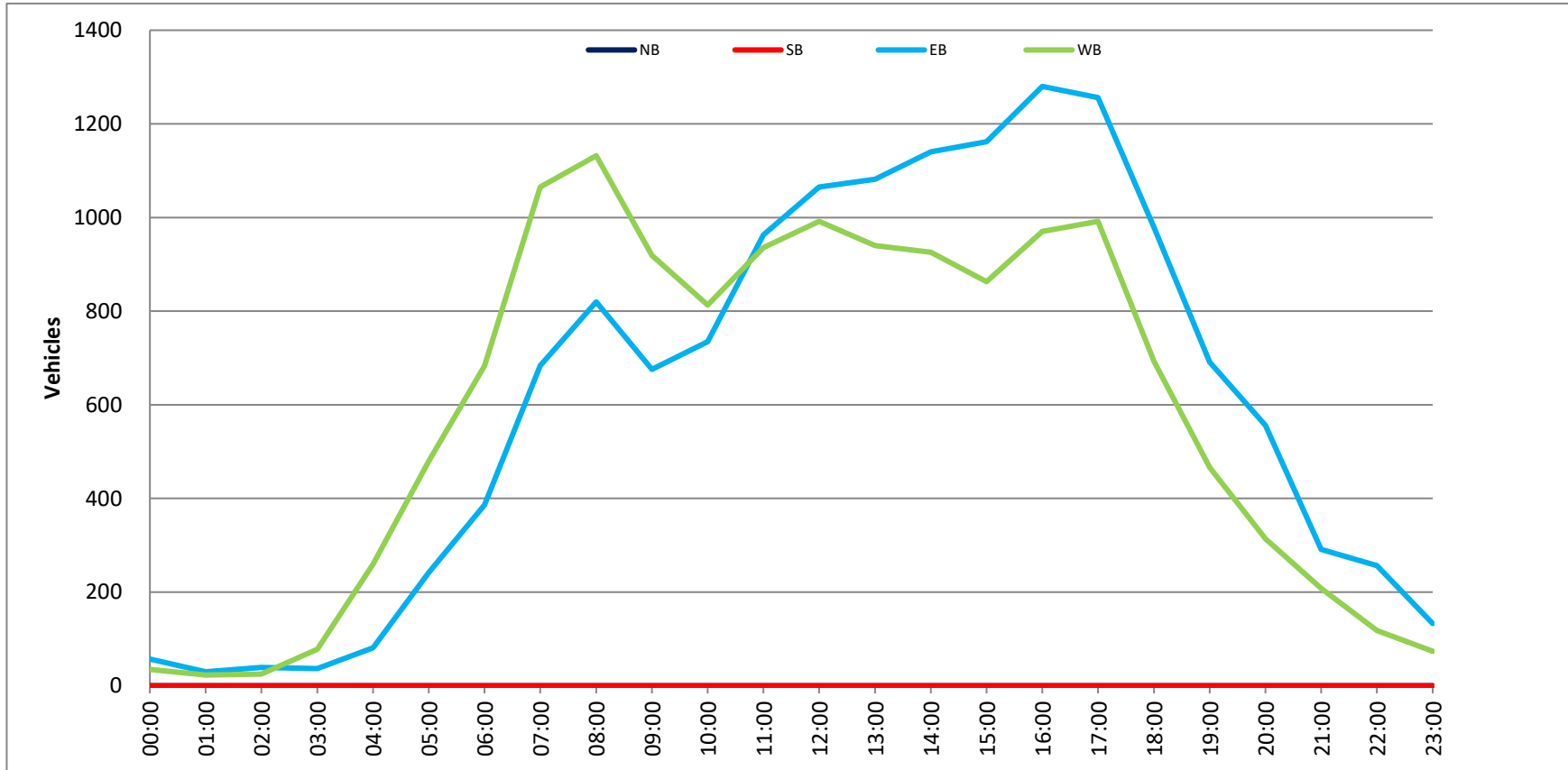


Project #: CA21_040160_038

City: Carlsbad

Location: Palomar Airport Rd Bet. Camino Vida Roble &

Date: 11/4/2021



VOLUME

Palomar Airport Rd Bet. El Camino Real & El Fuerte St

Day: Tuesday
Date: 11/2/2021

City: Carlsbad
Project #: CA21_040160_039

DAILY TOTALS					NB	SB	EB	WB	Total			
					0	0	18,849	20,084	38,933			
AM Period	NB	SB	EB	WB	TOTAL	PM Period	NB	SB	EB	WB	TOTAL	
00:00			42	17	59	12:00			267	319	586	
00:15			25	16	41	12:15			331	298	629	
00:30			21	8	29	12:30			319	355	674	
00:45			22	110	9	50	12:45		258	1175	297	1269
01:00			12	8	20	13:00			314	315	629	
01:15			15	12	27	13:15			298	303	601	
01:30			19	8	27	13:30			338	301	639	
01:45			17	63	15	43	13:45		308	1258	324	1243
02:00			5	9	14	14:00			372	323	695	
02:15			7	10	17	14:15			320	286	606	
02:30			18	11	29	14:30			431	294	725	
02:45			13	43	15	45	14:45		367	1490	261	1164
03:00			17	14	31	15:00			393	301	694	
03:15			19	19	38	15:15			371	301	672	
03:30			18	29	47	15:30			460	354	814	
03:45			16	70	41	103	15:45		381	1605	301	1257
04:00			18	35	53	16:00			420	364	784	
04:15			16	60	76	16:15			396	337	733	
04:30			37	116	153	16:30			453	363	816	
04:45			41	112	165	376	16:45		410	1679	326	1390
05:00			47	126	173	17:00			443	370	813	
05:15			80	176	256	17:15			375	336	711	
05:30			72	246	318	17:30			449	310	759	
05:45			121	320	316	864	17:45		372	1639	316	1332
06:00			81	230	311	18:00			342	289	631	
06:15			110	228	338	18:15			333	258	591	
06:30			147	275	422	18:30			317	225	542	
06:45			173	511	374	1107	18:45		284	1276	211	983
07:00			173	410	583	19:00			284	153	437	
07:15			217	433	650	19:15			259	152	411	
07:30			240	506	746	19:30			252	122	374	
07:45			219	849	484	1833	19:45		197	992	141	568
08:00			282	437	719	20:00			201	111	312	
08:15			274	482	756	20:15			195	115	310	
08:30			251	417	668	20:30			161	101	262	
08:45			244	1051	448	1784	20:45		188	745	101	428
09:00			218	352	570	21:00			144	80	224	
09:15			218	374	592	21:15			161	90	251	
09:30			210	310	520	21:30			125	82	207	
09:45			196	842	306	1342	21:45		92	522	64	316
10:00			219	283	502	22:00			87	46	133	
10:15			211	284	495	22:15			82	45	127	
10:30			239	300	539	22:30			92	38	130	
10:45			222	891	310	1177	22:45		66	327	26	155
11:00			249	277	526	23:00			70	40	110	
11:15			250	282	532	23:15			48	28	76	
11:30			273	258	531	23:30			46	48	94	
11:45			304	1076	303	1120	23:45		39	203	19	135
TOTALS			5938	9844	15782	TOTALS			12911	10240	23151	
SPLIT %			37.6%	62.4%	40.5%	SPLIT %			55.8%	44.2%	59.5%	

DAILY TOTALS					NB	SB	EB	WB	Total
					0	0	18,849	20,084	38,933

AM Peak Hour			11:45	07:30	07:30	PM Peak Hour			16:15	16:15	16:15
AM Pk Volume			1221	1909	2924	PM Pk Volume			1702	1396	3098
Pk Hr Factor			0.922	0.943	0.967	Pk Hr Factor			0.939	0.943	0.949
7 - 9 Volume	0	0	1900	3617	5517	4 - 6 Volume	0	0	3318	2722	6040
7 - 9 Peak Hour			08:00	07:30	07:30	4 - 6 Peak Hour			16:15	16:15	16:15
7 - 9 Pk Volume	0	0	1051	1909	2924	4 - 6 Pk Volume	0	0	1702	1396	3098
Pk Hr Factor	0.000	0.000	0.932	0.943	0.967	Pk Hr Factor	0.000	0.000	0.939	0.943	0.949

VOLUME

Palomar Airport Rd Bet. El Camino Real & El Fuerte St

Day: Wednesday
Date: 11/3/2021

City: Carlsbad
Project #: CA21_040160_039

DAILY TOTALS		NB	SB	EB	WB	Total
		0	0	18,725	20,444	39,169

AM Period	NB	SB	EB	WB	TOTAL	PM Period	NB	SB	EB	WB	TOTAL			
00:00			49	20	69	12:00			296	313	609			
00:15			29	5	34	12:15			290	300	590			
00:30			22	12	34	12:30			304	348	652			
00:45			20	120	8	45	12:45		275	1165	347	1308	622	2473
01:00			19	10	29	13:00			326	282	608			
01:15			12	11	23	13:15			301	308	609			
01:30			17	18	35	13:30			345	364	709			
01:45			21	69	16	55	13:45		304	1276	318	1272	622	2548
02:00			10	9	19	14:00			336	277	613			
02:15			8	11	19	14:15			327	290	617			
02:30			13	9	22	14:30			435	337	772			
02:45			18	49	21	50	14:45		376	1474	315	1219	691	2693
03:00			11	13	24	15:00			422	328	750			
03:15			6	15	21	15:15			340	320	660			
03:30			11	32	43	15:30			426	309	735			
03:45			14	42	28	88	15:45		345	1533	365	1322	710	2855
04:00			18	31	49	16:00			427	304	731			
04:15			15	53	68	16:15			389	310	699			
04:30			27	95	122	16:30			487	356	843			
04:45			43	103	158	337	16:45		389	1692	342	1312	731	3004
05:00			37	126	163	17:00			469	339	808			
05:15			77	158	235	17:15			390	363	753			
05:30			64	214	278	17:30			389	290	679			
05:45			101	279	339	837	17:45		323	1571	302	1294	625	2865
06:00			76	229	305	18:00			381	293	674			
06:15			114	245	359	18:15			339	256	595			
06:30			119	277	396	18:30			317	256	573			
06:45			166	475	391	1142	18:45		280	1317	208	1013	488	2330
07:00			153	381	534	19:00			277	174	451			
07:15			211	396	607	19:15			290	186	476			
07:30			241	474	715	19:30			228	151	379			
07:45			237	842	539	1790	19:45		215	1010	140	651	355	1661
08:00			299	475	774	20:00			178	107	285			
08:15			266	453	719	20:15			181	132	313			
08:30			273	484	757	20:30			174	93	267			
08:45			255	1093	506	1918	20:45		138	671	108	440	246	1111
09:00			235	350	585	21:00			141	82	223			
09:15			203	348	551	21:15			125	79	204			
09:30			208	317	525	21:30			113	97	210			
09:45			185	831	302	1317	21:45		105	484	59	317	164	801
10:00			238	290	528	22:00			98	56	154			
10:15			210	335	545	22:15			105	43	148			
10:30			236	278	514	22:30			115	35	150			
10:45			274	958	287	1190	22:45		75	393	22	156	97	549
11:00			237	304	541	23:00			66	27	93			
11:15			253	315	568	23:15			62	28	90			
11:30			251	286	537	23:30			56	39	95			
11:45			295	1036	351	1256	23:45		58	242	21	115	79	357
TOTALS			5897	10025	15922	TOTALS			12828	10419	23247			
SPLIT %			37.0%	63.0%	40.6%	SPLIT %			55.2%	44.8%	59.4%			

DAILY TOTALS		NB	SB	EB	WB	Total
		0	0	18,725	20,444	39,169

AM Peak Hour	11:45	07:45	07:45	PM Peak Hour	16:30	16:30	16:30				
AM Pk Volume	1185	1951	3026	PM Pk Volume	1735	1400	3135				
Pk Hr Factor	0.975	0.905	0.975	Pk Hr Factor	0.891	0.964	0.930				
7 - 9 Volume	0	0	1935	3708	5643	4 - 6 Volume	0	0	3263	2606	5869
7 - 9 Peak Hour	08:00	07:45	07:45	4 - 6 Peak Hour	16:30	16:30	16:30				
7 - 9 Pk Volume	0	0	1093	1951	3026	4 - 6 Pk Volume	0	0	1735	1400	3135
Pk Hr Factor	0.000	0.000	0.914	0.905	0.975	Pk Hr Factor	0.000	0.000	0.891	0.964	0.930

VOLUME

Palomar Airport Rd Bet. El Camino Real & El Fuerte St

Day: Thursday
Date: 11/4/2021

City: Carlsbad
Project #: CA21_040160_039

DAILY TOTALS		NB	SB	EB	WB	Total
		0	0	18,900	20,719	39,619

AM Period	NB	SB	EB	WB	TOTAL	PM Period	NB	SB	EB	WB	TOTAL			
00:00			45	12	57	12:00			319	329	648			
00:15			25	12	37	12:15			312	320	632			
00:30			28	13	41	12:30			316	368	684			
00:45			18	116	13	50	12:45		297	1244	309	1326	606	2570
01:00			22	12	34	13:00			336	330	666			
01:15			21	12	33	13:15			298	326	624			
01:30			14	10	24	13:30			308	339	647			
01:45			13	70	14	48	13:45		316	1258	307	1302	623	2560
02:00			7	5	12	14:00			328	284	612			
02:15			6	12	18	14:15			358	298	656			
02:30			22	12	34	14:30			434	311	745			
02:45			22	57	17	46	14:45		350	1470	335	1228	685	2698
03:00			9	16	25	15:00			420	275	695			
03:15			14	12	26	15:15			331	289	620			
03:30			9	36	45	15:30			395	349	744			
03:45			15	47	34	98	15:45		364	1510	301	1214	665	2724
04:00			15	25	40	16:00			463	388	851			
04:15			19	70	89	16:15			421	357	778			
04:30			31	113	144	16:30			448	383	831			
04:45			46	111	164	372	16:45		446	1778	340	1468	786	3246
05:00			41	108	149	17:00			444	377	821			
05:15			76	156	232	17:15			431	353	784			
05:30			85	244	329	17:30			414	316	730			
05:45			107	309	329	837	17:45		362	1651	351	1397	713	3048
06:00			103	233	336	18:00			353	298	651			
06:15			104	244	348	18:15			340	275	615			
06:30			144	281	425	18:30			312	225	537			
06:45			183	534	345	1103	18:45		272	1277	190	988	462	2265
07:00			161	409	570	19:00			295	195	490			
07:15			157	391	548	19:15			257	170	427			
07:30			227	514	741	19:30			225	138	363			
07:45			214	759	492	1806	19:45		184	961	145	648	329	1609
08:00			291	454	745	20:00			188	143	331			
08:15			270	456	726	20:15			178	113	291			
08:30			227	501	728	20:30			181	98	279			
08:45			227	1015	478	1889	20:45		170	717	89	443	259	1160
09:00			235	355	590	21:00			145	101	246			
09:15			220	314	534	21:15			142	83	225			
09:30			229	367	596	21:30			135	82	217			
09:45			220	904	322	1358	21:45		98	520	79	345	177	865
10:00			198	310	508	22:00			105	58	163			
10:15			212	270	482	22:15			107	73	180			
10:30			243	297	540	22:30			96	55	151			
10:45			258	911	307	1184	22:45		59	367	29	215	88	582
11:00			250	293	543	23:00			66	33	99			
11:15			282	304	586	23:15			63	35	98			
11:30			267	325	592	23:30			56	33	89			
11:45			285	1084	305	1227	23:45		45	230	26	127	71	357
TOTALS			5917	10018	15935	TOTALS			12983	10701	23684			
SPLIT %			37.1%	62.9%	40.2%	SPLIT %			54.8%	45.2%	59.8%			

DAILY TOTALS		NB	SB	EB	WB	Total
		0	0	18,900	20,719	39,619

AM Peak Hour	11:45	07:30	07:30	PM Peak Hour	16:00	16:00	16:00				
AM Pk Volume	1232	1916	2918	PM Pk Volume	1778	1468	3246				
Pk Hr Factor	0.966	0.932	0.979	Pk Hr Factor	0.960	0.946	0.954				
7 - 9 Volume	0	0	1774	3695	5469	4 - 6 Volume	0	0	3429	2865	6294
7 - 9 Peak Hour	08:00	07:30	07:30	4 - 6 Peak Hour	16:00	16:00	16:00				
7 - 9 Pk Volume	0	0	1015	1916	2918	4 - 6 Pk Volume	0	0	1778	1468	3246
Pk Hr Factor	0.000	0.000	0.872	0.932	0.979	Pk Hr Factor	0.000	0.000	0.960	0.946	0.954

Project #: CA21_040160_039

City: Carlsbad

Location: Palomar Airport Rd Bet. El Camino Real & El

Date: 11/2/2021



Project #: CA21_040160_039

City: Carlsbad

Location: Palomar Airport Rd Bet. El Camino Real & El

Date: 11/3/2021

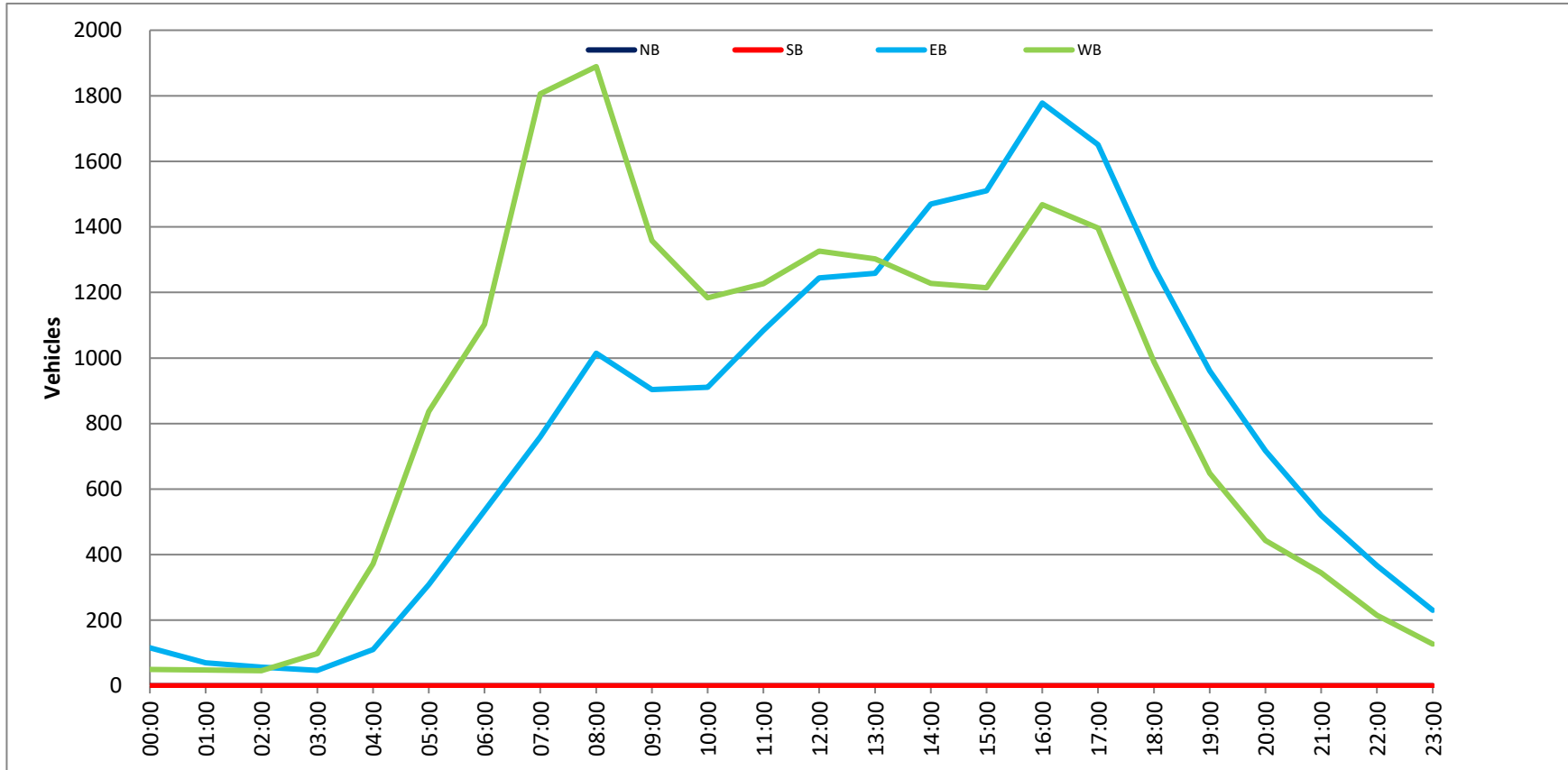


Project #: CA21_040160_039

City: Carlsbad

Location: Palomar Airport Rd Bet. El Camino Real & El

Date: 11/4/2021



VOLUME

Palomar Airport Rd Bet. El Fuerte St & Melrose Dr

Day: Tuesday
Date: 9/21/2021

City: Carlsbad
Project #: CA21_040160_040

DAILY TOTALS					NB	SB	EB	WB	Total					
					0	0	22,283	23,949	46,232					
AM Period	NB	SB	EB	WB	TOTAL	PM Period	NB	SB	EB	WB	TOTAL			
00:00			14	13	27	12:00			373	348	721			
00:15			11	12	23	12:15			348	363	711			
00:30			17	6	23	12:30			405	342	747			
00:45			20	62	8	39	12:45		363	1489	341	1394	704	2883
01:00			4	8	12	13:00			449	348	797			
01:15			10	13	23	13:15			394	343	737			
01:30			21	13	34	13:30			558	326	884			
01:45			14	49	18	52	13:45		465	1866	341	1358	806	3224
02:00			20	16	36	14:00			484	334	818			
02:15			19	23	42	14:15			440	325	765			
02:30			14	32	46	14:30			591	413	1004			
02:45			15	68	46	117	14:45		477	1992	385	1457	862	3449
03:00			23	30	53	15:00			576	387	963			
03:15			13	46	59	15:15			495	395	890			
03:30			37	100	137	15:30			557	415	972			
03:45			45	118	217	393	15:45		546	2174	430	1627	976	3801
04:00			50	134	184	16:00			551	405	956			
04:15			53	190	243	16:15			538	401	939			
04:30			67	275	342	16:30			509	398	907			
04:45			108	278	440	1039	16:45		483	2081	358	1562	841	3643
05:00			83	275	358	17:00			477	354	831			
05:15			106	255	361	17:15			413	316	729			
05:30			159	319	478	17:30			352	265	617			
05:45			181	529	453	1302	17:45		345	1587	239	1174	584	2761
06:00			175	431	606	18:00			307	221	528			
06:15			242	584	826	18:15			310	202	512			
06:30			233	528	761	18:30			279	163	442			
06:45			222	872	594	2137	18:45		232	1128	160	746	392	1874
07:00			281	535	816	19:00			233	156	389			
07:15			282	600	882	19:15			250	135	385			
07:30			298	525	823	19:30			187	126	313			
07:45			236	1097	532	2192	19:45		206	876	108	525	314	1401
08:00			239	461	700	20:00			204	98	302			
08:15			235	438	673	20:15			181	83	264			
08:30			236	454	690	20:30			141	87	228			
08:45			248	958	387	1740	20:45		115	641	92	360	207	1001
09:00			254	343	597	21:00			109	58	167			
09:15			248	346	594	21:15			104	54	158			
09:30			257	370	627	21:30			140	73	213			
09:45			262	1021	340	1399	21:45		74	427	52	237	126	664
10:00			267	349	616	22:00			80	50	130			
10:15			292	346	638	22:15			44	28	72			
10:30			286	361	647	22:30			62	40	102			
10:45			356	1201	381	1437	22:45		39	225	17	135	56	360
11:00			324	362	686	23:00			59	14	73			
11:15			388	358	746	23:15			34	15	49			
11:30			362	372	734	23:30			28	15	43			
11:45			326	1400	383	1475	23:45		23	144	8	52	31	196
TOTALS			7653	13322	20975	TOTALS			14630	10627	25257			
SPLIT %			36.5%	63.5%	45.4%	SPLIT %			57.9%	42.1%	54.6%			

DAILY TOTALS					NB	SB	EB	WB	Total
					0	0	22,283	23,949	46,232

AM Peak Hour			11:45	06:30	06:45	PM Peak Hour			15:30	15:30	15:30
AM Pk Volume			1452	2257	3337	PM Pk Volume			2192	1651	3843
Pk Hr Factor			0.896	0.940	0.946	Pk Hr Factor			0.984	0.960	0.984
7 - 9 Volume	0	0	2055	3932	5987	4 - 6 Volume	0	0	3668	2736	6404
7 - 9 Peak Hour			07:00	07:00	07:00	4 - 6 Peak Hour			16:00	16:00	16:00
7 - 9 Pk Volume	0	0	1097	2192	3289	4 - 6 Pk Volume	0	0	2081	1562	3643
Pk Hr Factor	0.000	0.000	0.920	0.913	0.932	Pk Hr Factor	0.000	0.000	0.944	0.964	0.953

VOLUME

Palomar Airport Rd Bet. El Fuerte St & Melrose Dr

Day: Wednesday
Date: 9/22/2021

City: Carlsbad
Project #: CA21_040160_040

DAILY TOTALS					NB	SB	EB	WB	Total					
					0	0	22,604	24,181	46,785					
AM Period	NB	SB	EB	WB	TOTAL	PM Period	NB	SB	EB	WB	TOTAL			
00:00			18	20	38	12:00			384	365	749			
00:15			13	9	22	12:15			369	341	710			
00:30			23	16	39	12:30			411	344	755			
00:45			22	76	18	63	12:45		387	1551	358	1408	745	2959
01:00			11	7	18	13:00			435	351	786			
01:15			10	14	24	13:15			410	343	753			
01:30			15	15	30	13:30			586	353	939			
01:45			18	54	23	59	13:45		488	1919	339	1386	827	3305
02:00			11	12	23	14:00			485	353	838			
02:15			9	26	35	14:15			421	349	770			
02:30			7	28	35	14:30			594	375	969			
02:45			12	39	49	115	14:45		423	1923	414	1491	837	3414
03:00			20	35	55	15:00			564	397	961			
03:15			13	51	64	15:15			542	380	922			
03:30			35	100	135	15:30			643	380	1023			
03:45			44	112	190	376	15:45		500	2249	436	1593	936	3842
04:00			33	146	179	16:00			607	436	1043			
04:15			66	180	246	16:15			578	416	994			
04:30			66	273	339	16:30			528	409	937			
04:45			95	260	410	1009	16:45		416	2129	360	1621	776	3750
05:00			79	268	347	17:00			461	334	795			
05:15			111	267	378	17:15			425	290	715			
05:30			126	344	470	17:30			366	305	671			
05:45			192	508	406	1285	17:45		334	1586	284	1213	618	2799
06:00			159	451	610	18:00			358	224	582			
06:15			220	505	725	18:15			356	188	544			
06:30			248	592	840	18:30			283	161	444			
06:45			253	880	626	2174	18:45		256	1253	139	712	395	1965
07:00			308	608	916	19:00			220	164	384			
07:15			277	563	840	19:15			212	172	384			
07:30			293	589	882	19:30			222	144	366			
07:45			281	1159	602	2362	19:45		161	815	112	592	273	1407
08:00			230	427	657	20:00			170	118	288			
08:15			228	379	607	20:15			153	83	236			
08:30			236	392	628	20:30			142	96	238			
08:45			213	907	386	1584	20:45		113	578	83	380	196	958
09:00			275	313	588	21:00			127	55	182			
09:15			231	363	594	21:15			124	83	207			
09:30			280	326	606	21:30			155	72	227			
09:45			316	1102	351	1353	21:45		85	491	47	257	132	748
10:00			264	312	576	22:00			88	42	130			
10:15			307	367	674	22:15			59	32	91			
10:30			314	397	711	22:30			62	35	97			
10:45			326	1211	401	1477	22:45		66	275	29	138	95	413
11:00			359	386	745	23:00			59	13	72			
11:15			331	367	698	23:15			29	15	44			
11:30			361	365	726	23:30			31	15	46			
11:45			330	1381	358	1476	23:45		27	146	14	57	41	203
TOTALS			7689	13333	21022	TOTALS			14915	10848	25763			
SPLIT %			36.6%	63.4%	44.9%	SPLIT %			57.9%	42.1%	55.1%			

DAILY TOTALS					NB	SB	EB	WB	Total
					0	0	22,604	24,181	46,785

AM Peak Hour			11:45	06:30	07:00	PM Peak Hour			15:30	15:45	15:30
AM Pk Volume			1494	2389	3521	PM Pk Volume			2328	1697	3996
Pk Hr Factor			0.909	0.954	0.961	Pk Hr Factor			0.905	0.973	0.958
7 - 9 Volume	0	0	2066	3946	6012	4 - 6 Volume	0	0	3715	2834	6549
7 - 9 Peak Hour			07:00	07:00	07:00	4 - 6 Peak Hour			16:00	16:00	16:00
7 - 9 Pk Volume	0	0	1159	2362	3521	4 - 6 Pk Volume	0	0	2129	1621	3750
Pk Hr Factor	0.000	0.000	0.941	0.971	0.961	Pk Hr Factor	0.000	0.000	0.877	0.929	0.899

VOLUME

Palomar Airport Rd Bet. El Fuerte St & Melrose Dr

Day: Thursday
Date: 9/23/2021

City: Carlsbad
Project #: CA21_040160_040

DAILY TOTALS					NB	SB	EB	WB	Total			
					0	0	22,493	23,954	46,447			
AM Period	NB	SB	EB	WB	TOTAL	PM Period	NB	SB	EB	WB	TOTAL	
00:00			23	10	33	12:00			395	353	748	
00:15			23	13	36	12:15			344	331	675	
00:30			18	15	33	12:30			371	378	749	
00:45			15	79	8	46	12:45		374	1484	365	1427
01:00			9	11	20	13:00			428	323	751	
01:15			6	13	19	13:15			413	313	726	
01:30			26	12	38	13:30			610	310	920	
01:45			21	62	24	60	13:45		475	1926	352	1298
02:00			13	17	30	14:00			466	329	795	
02:15			16	32	48	14:15			451	334	785	
02:30			6	35	41	14:30			530	374	904	
02:45			10	45	33	117	14:45		466	1913	377	1414
03:00			18	28	46	15:00			560	433	993	
03:15			24	56	80	15:15			586	411	997	
03:30			36	108	144	15:30			575	400	975	
03:45			45	123	193	385	15:45		510	2231	446	1690
04:00			41	104	145	16:00			639	413	1052	
04:15			53	172	225	16:15			586	366	952	
04:30			85	265	350	16:30			508	382	890	
04:45			97	276	449	990	16:45		490	2223	352	1513
05:00			95	267	362	17:00			439	357	796	
05:15			120	287	407	17:15			425	341	766	
05:30			145	338	483	17:30			377	279	656	
05:45			175	535	429	1321	17:45		313	1554	289	1266
06:00			164	399	563	18:00			347	261	608	
06:15			190	530	720	18:15			298	203	501	
06:30			228	573	801	18:30			287	191	478	
06:45			249	831	570	2072	18:45		239	1171	191	846
07:00			277	531	808	19:00			257	169	426	
07:15			297	549	846	19:15			214	141	355	
07:30			257	541	798	19:30			201	122	323	
07:45			236	1067	573	2194	19:45		201	873	102	534
08:00			233	438	671	20:00			189	90	279	
08:15			244	393	637	20:15			154	93	247	
08:30			261	362	623	20:30			142	78	220	
08:45			238	976	388	1581	20:45		127	612	91	352
09:00			243	326	569	21:00			128	69	197	
09:15			224	308	532	21:15			125	65	190	
09:30			271	366	637	21:30			143	77	220	
09:45			267	1005	353	1353	21:45		66	462	43	254
10:00			286	360	646	22:00			81	30	111	
10:15			322	351	673	22:15			65	27	92	
10:30			287	397	684	22:30			63	44	107	
10:45			360	1255	398	1506	22:45		51	260	30	131
11:00			321	358	679	23:00			52	19	71	
11:15			348	399	747	23:15			38	18	56	
11:30			371	375	746	23:30			37	24	61	
11:45			338	1378	392	1524	23:45		25	152	19	80
TOTALS			7632	13149	20781	TOTALS			14861	10805	25666	
SPLIT %			36.7%	63.3%	44.7%	SPLIT %			57.9%	42.1%	55.3%	

DAILY TOTALS					NB	SB	EB	WB	Total
					0	0	22,493	23,954	46,447

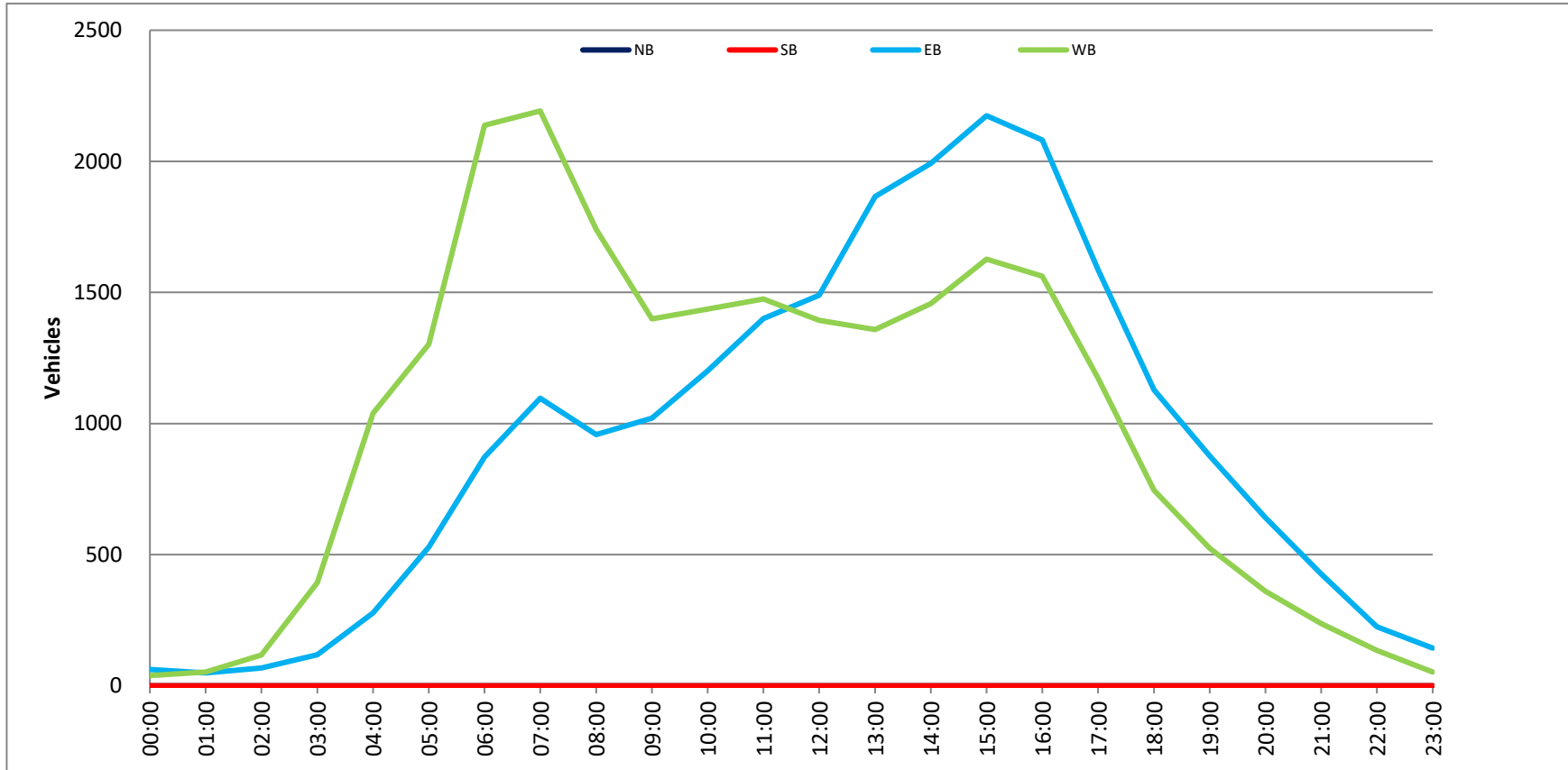
AM Peak Hour	11:15	06:30	06:30	PM Peak Hour	15:15	15:00	15:15				
AM Pk Volume	1452	2223	3274	PM Pk Volume	2310	1690	3980				
Pk Hr Factor	0.919	0.970	0.967	Pk Hr Factor	0.904	0.947	0.946				
7 - 9 Volume	0	0	2043	3775	5818	4 - 6 Volume	0	0	3777	2779	6556
7 - 9 Peak Hour	07:00	07:00	07:00	4 - 6 Peak Hour	16:00	16:00	16:00				
7 - 9 Pk Volume	0	0	1067	2194	3261	4 - 6 Pk Volume	0	0	2223	1513	3736
Pk Hr Factor	0.000	0.000	0.898	0.957	0.964	Pk Hr Factor	0.000	0.000	0.870	0.916	0.888

Project #: CA21_040160_040

City: Carlsbad

Location: Palomar Airport Rd Bet. El Fuerte St &

Date: 9/21/2021



Project #: CA21_040160_040

City: Carlsbad

Location: Palomar Airport Rd Bet. El Fuerte St &

Date: 9/22/2021



Project #: CA21_040160_040

City: Carlsbad

Location: Palomar Airport Rd Bet. El Fuerte St &

Date: 9/23/2021



VOLUME

Palomar Airport Rd Bet. Melrose Dr & City Limits

Day: Tuesday
Date: 9/21/2021

City: Carlsbad
Project #: CA21_040160_041

DAILY TOTALS					NB	SB	EB	WB	Total					
					0	0	13,688	15,671	29,359					
AM Period	NB	SB	EB	WB	TOTAL	PM Period	NB	SB	EB	WB	TOTAL			
00:00			13	16	29	12:00			259	266	525			
00:15			10	10	20	12:15			238	200	438			
00:30			7	9	16	12:30			273	257	530			
00:45			3	33	7	42	10	75	222	992	224	947	446	1939
01:00			12	9	21	13:00			239	253	492			
01:15			9	3	12	13:15			250	213	463			
01:30			4	7	11	13:30			320	202	522			
01:45			5	30	8	27	13	57	283	1092	194	862	477	1954
02:00			6	16	22	14:00			328	236	564			
02:15			10	11	21	14:15			315	256	571			
02:30			8	13	21	14:30			338	202	540			
02:45			14	38	16	56	30	94	389	1370	236	930	625	2300
03:00			5	29	34	15:00			404	299	703			
03:15			2	20	22	15:15			365	271	636			
03:30			11	24	35	15:30			377	263	640			
03:45			11	29	61	134	72	163	397	1543	257	1090	654	2633
04:00			16	100	116	16:00			382	305	687			
04:15			17	97	114	16:15			344	241	585			
04:30			22	142	164	16:30			370	264	634			
04:45			34	89	140	479	174	568	340	1436	242	1052	582	2488
05:00			29	290	319	17:00			331	268	599			
05:15			43	209	252	17:15			258	222	480			
05:30			38	189	227	17:30			258	180	438			
05:45			46	156	177	865	223	1021	217	1064	194	864	411	1928
06:00			61	308	369	18:00			246	181	427			
06:15			91	309	400	18:15			165	141	306			
06:30			93	336	429	18:30			167	142	309			
06:45			91	336	335	1288	426	1624	150	728	127	591	277	1319
07:00			116	318	434	19:00			131	142	273			
07:15			127	336	463	19:15			122	134	256			
07:30			165	342	507	19:30			101	125	226			
07:45			168	576	284	1280	452	1856	124	478	105	506	229	984
08:00			162	306	468	20:00			93	93	186			
08:15			169	275	444	20:15			111	86	197			
08:30			148	294	442	20:30			92	66	158			
08:45			163	642	294	1169	457	1811	74	370	68	313	142	683
09:00			172	244	416	21:00			54	73	127			
09:15			181	228	409	21:15			45	49	94			
09:30			167	225	392	21:30			43	52	95			
09:45			186	706	221	918	407	1624	42	184	40	214	82	398
10:00			193	229	422	22:00			74	35	109			
10:15			166	221	387	22:15			37	37	74			
10:30			177	251	428	22:30			38	22	60			
10:45			204	740	216	917	420	1657	25	174	27	121	52	295
11:00			175	253	428	23:00			29	17	46			
11:15			196	239	435	23:15			15	16	31			
11:30			190	244	434	23:30			28	6	34			
11:45			227	788	225	961	452	1749	22	94	6	45	28	139
TOTALS			4163	8136	12299	TOTALS			9525	7535	17060			
SPLIT %			33.8%	66.2%	41.9%	SPLIT %			55.8%	44.2%	58.1%			

DAILY TOTALS					NB	SB	EB	WB	Total
					0	0	13,688	15,671	29,359

AM Peak Hour			11:45	06:45	11:45	PM Peak Hour			15:00	15:15	15:00
AM Pk Volume			997	1331	1945	PM Pk Volume			1543	1096	2633
Pk Hr Factor			0.913	0.973	0.917	Pk Hr Factor			0.955	0.898	0.936
7 - 9 Volume	0	0	1218	2449	3667	4 - 6 Volume	0	0	2500	1916	4416
7 - 9 Peak Hour			07:30	07:00	07:15	4 - 6 Peak Hour			16:00	16:00	16:00
7 - 9 Pk Volume	0	0	664	1280	1890	4 - 6 Pk Volume	0	0	1436	1052	2488
Pk Hr Factor	0.000	0.000	0.982	0.936	0.932	Pk Hr Factor	0.000	0.000	0.940	0.862	0.905

VOLUME

Palomar Airport Rd Bet. Melrose Dr & City Limits

Day: Wednesday
Date: 9/22/2021

City: Carlsbad
Project #: CA21_040160_041

DAILY TOTALS					NB	SB	EB		WB		Total			
					0	0	14,626	16,048		30,674				
AM Period	NB	SB	EB	WB	TOTAL	PM Period	NB	SB	EB	WB	TOTAL			
00:00			12	6	18	12:00			234	241	475			
00:15			10	11	21	12:15			195	246	441			
00:30			10	12	22	12:30			249	279	528			
00:45			7	39	15	44	12:45		233	911	265	1031	498	1942
01:00			10	11	21	13:00			240	274	514			
01:15			14	9	23	13:15			259	239	498			
01:30			6	8	14	13:30			312	219	531			
01:45			6	36	10	38	13:45		322	1133	212	944	534	2077
02:00			4	17	21	14:00			368	220	588			
02:15			9	10	19	14:15			368	200	568			
02:30			7	13	20	14:30			363	203	566			
02:45			8	28	15	55	14:45		344	1443	219	842	563	2285
03:00			1	35	36	15:00			384	255	639			
03:15			6	25	31	15:15			309	303	612			
03:30			10	29	39	15:30			389	281	670			
03:45			3	20	62	151	15:45		388	1470	225	1064	613	2534
04:00			13	113	126	16:00			359	276	635			
04:15			20	107	127	16:15			416	261	677			
04:30			19	121	140	16:30			384	268	652			
04:45			28	80	170	511	16:45		387	1546	285	1090	672	2636
05:00			30	292	322	17:00			402	272	674			
05:15			46	195	241	17:15			265	190	455			
05:30			36	172	208	17:30			257	243	500			
05:45			49	161	213	872	17:45		284	1208	186	891	470	2099
06:00			63	275	338	18:00			243	205	448			
06:15			77	305	382	18:15			227	168	395			
06:30			86	321	407	18:30			227	156	383			
06:45			117	343	338	1239	18:45		238	935	135	664	373	1599
07:00			134	381	515	19:00			191	101	292			
07:15			145	337	482	19:15			171	151	322			
07:30			200	345	545	19:30			139	119	258			
07:45			152	631	326	1389	19:45		158	659	100	471	258	1130
08:00			165	367	532	20:00			129	97	226			
08:15			153	305	458	20:15			140	97	237			
08:30			144	213	357	20:30			103	67	170			
08:45			156	618	249	1134	20:45		97	469	71	332	168	801
09:00			170	259	429	21:00			78	67	145			
09:15			166	207	373	21:15			77	60	137			
09:30			157	248	405	21:30			83	52	135			
09:45			172	665	224	938	21:45		79	317	42	221	121	538
10:00			173	257	430	22:00			101	27	128			
10:15			194	180	374	22:15			49	32	81			
10:30			163	241	404	22:30			55	24	79			
10:45			176	706	240	918	22:45		40	245	21	104	61	349
11:00			177	302	479	23:00			41	21	62			
11:15			186	264	450	23:15			46	14	60			
11:30			229	248	477	23:30			37	12	49			
11:45			224	816	237	1051	23:45		23	147	7	54	30	201
TOTALS			4143	8340	12483	TOTALS			10483	7708	18191			
SPLIT %			33.2%	66.8%	40.7%	SPLIT %			57.6%	42.4%	59.3%			

DAILY TOTALS					NB	SB	EB		WB		Total
					0	0	14,626	16,048		30,674	

AM Peak Hour			11:45	06:45	07:15	PM Peak Hour			16:15	16:00	16:15
AM Pk Volume			902	1401	2037	PM Pk Volume			1589	1090	2675
Pk Hr Factor			0.906	0.919	0.934	Pk Hr Factor			0.955	0.956	0.988
7 - 9 Volume	0	0	1249	2523	3772	4 - 6 Volume	0	0	2754	1981	4735
7 - 9 Peak Hour			07:30	07:00	07:15	4 - 6 Peak Hour			16:15	16:00	16:15
7 - 9 Pk Volume	0	0	670	1389	2037	4 - 6 Pk Volume	0	0	1589	1090	2675
Pk Hr Factor	0.000	0.000	0.838	0.911	0.934	Pk Hr Factor	0.000	0.000	0.955	0.956	0.988

VOLUME

Palomar Airport Rd Bet. Melrose Dr & City Limits

Day: Thursday
Date: 9/23/2021

City: Carlsbad
Project #: CA21_040160_041

DAILY TOTALS		NB	SB	EB	WB	Total
		0	0	13,775	15,452	29,227

AM Period	NB	SB	EB	WB	TOTAL	PM Period	NB	SB	EB	WB	TOTAL			
00:00			20	7	27	12:00			249	267	516			
00:15			14	9	23	12:15			213	208	421			
00:30			18	9	27	12:30			215	270	485			
00:45			15	67	11	36	12:45		197	874	267	1012	464	1886
01:00			11	7	18	13:00			228	263	491			
01:15			8	6	14	13:15			244	235	479			
01:30			5	11	16	13:30			300	156	456			
01:45			7	31	11	35	13:45		303	1075	211	865	514	1940
02:00			20	14	34	14:00			360	197	557			
02:15			13	14	27	14:15			340	260	600			
02:30			10	16	26	14:30			329	214	543			
02:45			14	57	22	66	14:45		356	1385	221	892	577	2277
03:00			6	22	28	15:00			378	247	625			
03:15			2	20	22	15:15			337	301	638			
03:30			7	22	29	15:30			356	257	613			
03:45			10	25	63	127	15:45		352	1423	233	1038	585	2461
04:00			13	92	105	16:00			333	262	595			
04:15			23	86	109	16:15			371	226	597			
04:30			19	109	128	16:30			325	223	548			
04:45			28	83	169	456	16:45		334	1363	232	943	566	2306
05:00			38	295	333	17:00			319	243	562			
05:15			64	187	251	17:15			258	252	510			
05:30			53	182	235	17:30			243	227	470			
05:45			55	210	211	875	17:45		233	1053	214	936	447	1989
06:00			98	281	379	18:00			217	180	397			
06:15			97	236	333	18:15			201	184	385			
06:30			130	329	459	18:30			167	152	319			
06:45			118	443	327	1173	18:45		145	730	128	644	273	1374
07:00			193	385	578	19:00			141	122	263			
07:15			217	304	521	19:15			125	121	246			
07:30			314	309	623	19:30			131	98	229			
07:45			235	959	342	1340	19:45		106	503	103	444	209	947
08:00			224	309	533	20:00			93	88	181			
08:15			171	263	434	20:15			85	79	164			
08:30			173	249	422	20:30			93	74	167			
08:45			177	745	241	1062	20:45		70	341	64	305	134	646
09:00			131	248	379	21:00			62	69	131			
09:15			161	220	381	21:15			59	49	108			
09:30			153	201	354	21:30			53	38	91			
09:45			139	584	202	871	21:45		66	240	42	198	108	438
10:00			166	239	405	22:00			83	37	120			
10:15			142	253	395	22:15			51	28	79			
10:30			149	250	399	22:30			38	26	64			
10:45			152	609	248	990	22:45		29	201	18	109	47	310
11:00			166	255	421	23:00			29	18	47			
11:15			155	237	392	23:15			22	13	35			
11:30			162	246	408	23:30			24	9	33			
11:45			200	683	246	984	23:45		16	91	11	51	27	142
TOTALS			4496	8015	12511	TOTALS			9279	7437	16716			
SPLIT %			35.9%	64.1%	42.8%	SPLIT %			55.5%	44.5%	57.2%			

DAILY TOTALS		NB	SB	EB	WB	Total
		0	0	13,775	15,452	29,227

AM Peak Hour		07:15	06:30	07:00	PM Peak Hour		14:45	15:15	15:00		
AM Pk Volume		990	1345	2299	PM Pk Volume		1427	1053	2461		
Pk Hr Factor		0.788	0.873	0.923	Pk Hr Factor		0.944	0.875	0.964		
7 - 9 Volume	0	0	1704	2402	4106	4 - 6 Volume	0	0	2416	1879	4295
7 - 9 Peak Hour			07:15	07:00	07:00	4 - 6 Peak Hour			16:00	16:45	16:00
7 - 9 Pk Volume	0	0	990	1340	2299	4 - 6 Pk Volume	0	0	1363	954	2306
Pk Hr Factor	0.000	0.000	0.788	0.870	0.923	Pk Hr Factor	0.000	0.000	0.918	0.946	0.966

Project #: CA21_040160_041

City: Carlsbad

Location: Palomar Airport Rd Bet. Melrose Dr & City

Date: 9/21/2021



Project #: CA21_040160_041

City: Carlsbad

Location: Palomar Airport Rd Bet. Melrose Dr & City

Date: 9/22/2021

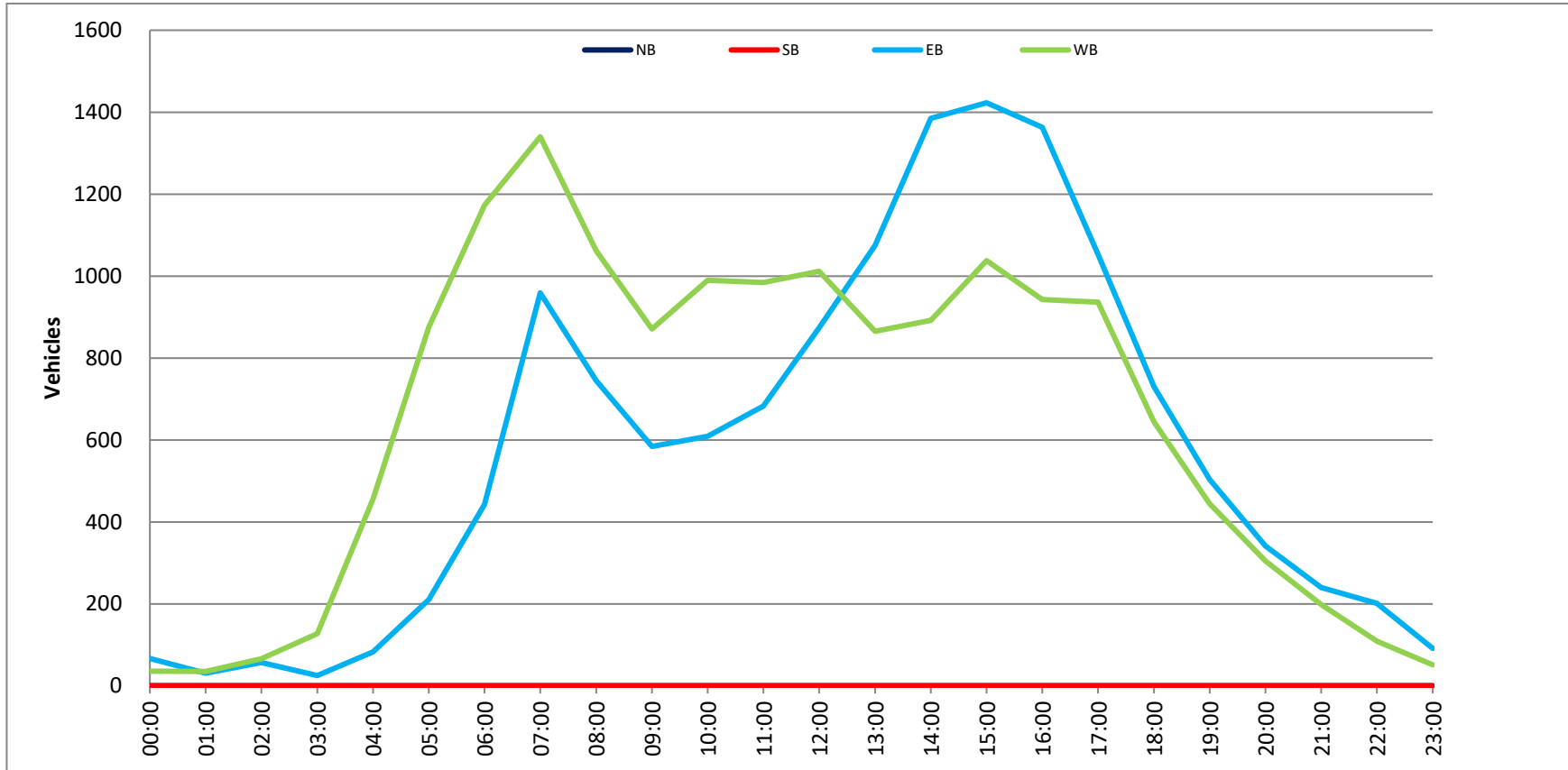


Project #: CA21_040160_041

City: Carlsbad

Location: Palomar Airport Rd Bet. Melrose Dr & City

Date: 9/23/2021



VOLUME

Poinsettia Ln E/O Carlsbad Blvd

Day: Tuesday
 Date: 10/26/2021

City: Carlsbad
 Project #: CA21_040160_150

DAILY TOTALS						NB	SB	EB	WB	Total	
						0	0	3,525	3,452	6,977	
AM Period	NB	SB	EB	WB	TOTAL	PM Period	NB	SB	EB	WB	TOTAL
00:00	0	0	2	4	6	12:00	0	0	72	60	132
00:15	0	0	6	2	8	12:15	0	0	54	70	124
00:30	0	0	1	5	6	12:30	0	0	59	55	114
00:45	0	0	4	13	17	12:45	0	0	67	252	319
01:00	0	0	1	1	2	13:00	0	0	58	74	132
01:15	0	0	0	3	3	13:15	0	0	68	74	142
01:30	0	0	2	2	4	13:30	0	0	52	66	118
01:45	0	0	0	3	3	13:45	0	0	62	240	302
02:00	0	0	3	2	5	14:00	0	0	73	96	169
02:15	0	0	1	2	3	14:15	0	0	55	80	135
02:30	0	0	2	1	3	14:30	0	0	79	74	153
02:45	0	0	2	8	10	14:45	0	0	101	308	409
03:00	0	0	0	2	2	15:00	0	0	73	102	175
03:15	0	0	0	4	4	15:15	0	0	82	89	171
03:30	0	0	4	2	6	15:30	0	0	82	72	154
03:45	0	0	1	5	6	15:45	0	0	88	325	413
04:00	0	0	6	5	11	16:00	0	0	63	67	130
04:15	0	0	0	2	2	16:15	0	0	76	64	140
04:30	0	0	0	5	5	16:30	0	0	69	61	130
04:45	0	0	0	6	6	16:45	0	0	68	276	344
05:00	0	0	1	5	6	17:00	0	0	67	61	128
05:15	0	0	4	7	11	17:15	0	0	79	71	150
05:30	0	0	5	7	12	17:30	0	0	85	67	152
05:45	0	0	4	14	18	17:45	0	0	75	306	381
06:00	0	0	15	8	23	18:00	0	0	62	93	155
06:15	0	0	18	11	29	18:15	0	0	56	71	127
06:30	0	0	19	7	26	18:30	0	0	42	69	111
06:45	0	0	19	71	90	18:45	0	0	34	194	228
07:00	0	0	36	31	67	19:00	0	0	37	14	51
07:15	0	0	31	28	59	19:15	0	0	28	29	57
07:30	0	0	46	45	91	19:30	0	0	33	24	57
07:45	0	0	50	163	213	19:45	0	0	15	113	128
08:00	0	0	67	53	120	20:00	0	0	23	19	42
08:15	0	0	65	53	118	20:15	0	0	26	19	45
08:30	0	0	50	52	102	20:30	0	0	29	17	46
08:45	0	0	59	241	300	20:45	0	0	23	101	124
09:00	0	0	48	46	94	21:00	0	0	14	20	34
09:15	0	0	50	44	94	21:15	0	0	28	11	39
09:30	0	0	59	64	123	21:30	0	0	34	13	47
09:45	0	0	39	196	235	21:45	0	0	23	99	122
10:00	0	0	44	51	95	22:00	0	0	24	13	37
10:15	0	0	55	60	115	22:15	0	0	28	11	39
10:30	0	0	54	36	90	22:30	0	0	11	11	22
10:45	0	0	67	220	287	22:45	0	0	15	78	93
11:00	0	0	57	67	124	23:00	0	0	12	8	20
11:15	0	0	52	58	110	23:15	0	0	9	8	17
11:30	0	0	67	50	117	23:30	0	0	10	7	17
11:45	0	0	81	257	338	23:45	0	0	5	36	41
TOTALS			1197	1149	2346	TOTALS			2328	2303	4631
SPLIT %			51.0%	49.0%	33.6%	SPLIT %			50.3%	49.7%	66.4%

DAILY TOTALS						NB	SB	EB	WB	Total
						0	0	3,525	3,452	6,977

AM Peak Hour			11:30	11:45	11:30	PM Peak Hour			14:45	14:30	14:45
AM Pk Volume			274	253	527	PM Pk Volume			338	356	694
Pk Hr Factor			0.846	0.904	0.876	Pk Hr Factor			0.837	0.873	0.901
7 - 9 Volume	0	0	404	372	776	4 - 6 Volume	0	0	582	516	1098
7 - 9 Peak Hour			08:00	07:45	07:45	4 - 6 Peak Hour			17:00	16:45	16:45
7 - 9 Pk Volume	0	0	241	225	466	4 - 6 Pk Volume	0	0	306	266	572
Pk Hr Factor	0.000	0.000	0.899	0.840	0.952	Pk Hr Factor	0.000	0.000	0.900	0.937	0.929

VOLUME

Poinsettia Ln E/O Carlsbad Blvd

Day: Wednesday
 Date: 10/27/2021

City: Carlsbad
 Project #: CA21_040160_150

DAILY TOTALS						NB	SB					Total
						0	0					6,833
								3,473	3,360			
AM Period	NB	SB	EB	WB	TOTAL	PM Period	NB	SB	EB	WB	TOTAL	
00:00	0	0	3	0	3	12:00	0	0	50	53	103	
00:15	0	0	12	1	13	12:15	0	0	62	61	123	
00:30	0	0	0	2	2	12:30	0	0	63	50	113	
00:45	0	0	1	16	17	12:45	0	0	49	224	273	
01:00	0	0	2	1	3	13:00	0	0	52	46	98	
01:15	0	0	4	2	6	13:15	0	0	52	57	109	
01:30	0	0	1	2	3	13:30	0	0	70	54	124	
01:45	0	0	1	8	9	13:45	0	0	69	243	312	
02:00	0	0	2	0	2	14:00	0	0	58	76	134	
02:15	0	0	3	2	5	14:15	0	0	61	56	117	
02:30	0	0	1	1	2	14:30	0	0	54	77	131	
02:45	0	0	2	8	10	14:45	0	0	66	239	305	
03:00	0	0	1	0	1	15:00	0	0	69	58	127	
03:15	0	0	1	0	1	15:15	0	0	58	55	113	
03:30	0	0	1	0	1	15:30	0	0	56	56	112	
03:45	0	0	1	4	5	15:45	0	0	63	246	309	
04:00	0	0	3	0	3	16:00	0	0	74	66	140	
04:15	0	0	11	1	12	16:15	0	0	84	64	148	
04:30	0	0	3	1	4	16:30	0	0	77	73	150	
04:45	0	0	1	18	19	16:45	0	0	82	317	399	
05:00	0	0	3	3	6	17:00	0	0	82	82	164	
05:15	0	0	2	5	7	17:15	0	0	93	75	168	
05:30	0	0	8	6	14	17:30	0	0	82	79	161	
05:45	0	0	20	33	53	17:45	0	0	82	339	421	
06:00	0	0	20	8	28	18:00	0	0	69	92	161	
06:15	0	0	24	13	37	18:15	0	0	55	79	134	
06:30	0	0	13	16	29	18:30	0	0	47	67	114	
06:45	0	0	32	89	121	18:45	0	0	49	220	269	
07:00	0	0	22	21	43	19:00	0	0	30	40	70	
07:15	0	0	31	37	68	19:15	0	0	28	24	52	
07:30	0	0	50	38	88	19:30	0	0	21	32	53	
07:45	0	0	66	169	235	19:45	0	0	27	106	133	
08:00	0	0	67	46	113	20:00	0	0	24	22	46	
08:15	0	0	66	63	129	20:15	0	0	27	25	52	
08:30	0	0	82	74	156	20:30	0	0	29	27	56	
08:45	0	0	65	280	345	20:45	0	0	18	98	116	
09:00	0	0	64	49	113	21:00	0	0	15	10	25	
09:15	0	0	65	54	119	21:15	0	0	11	19	30	
09:30	0	0	44	47	91	21:30	0	0	25	15	40	
09:45	0	0	46	219	265	21:45	0	0	16	67	83	
10:00	0	0	45	42	87	22:00	0	0	23	18	41	
10:15	0	0	53	44	97	22:15	0	0	19	16	35	
10:30	0	0	51	47	98	22:30	0	0	22	12	34	
10:45	0	0	44	193	237	22:45	0	0	7	71	78	
11:00	0	0	67	50	117	23:00	0	0	4	8	12	
11:15	0	0	57	70	127	23:15	0	0	8	11	19	
11:30	0	0	58	58	116	23:30	0	0	7	2	9	
11:45	0	0	60	242	302	23:45	0	0	5	24	29	
TOTALS			1279	1155	2434	TOTALS			2194	2205	4399	
SPLIT %			52.5%	47.5%	35.6%	SPLIT %			49.9%	50.1%	64.4%	

DAILY TOTALS						NB	SB					Total
						0	0					6,833
								3,473	3,360			

AM Peak Hour			07:45	07:45	07:45	PM Peak Hour			16:45	16:45	16:45
AM Pk Volume			281	254	535	PM Pk Volume			339	323	662
Pk Hr Factor			0.857	0.858	0.857	Pk Hr Factor			0.911	0.928	0.979
7 - 9 Volume	0	0	449	417	866	4 - 6 Volume	0	0	656	587	1243
7 - 9 Peak Hour			07:45	07:45	07:45	4 - 6 Peak Hour			16:45	16:45	16:45
7 - 9 Pk Volume	0	0	281	254	535	4 - 6 Pk Volume	0	0	339	323	662
Pk Hr Factor	0.000	0.000	0.857	0.858	0.857	Pk Hr Factor	0.000	0.000	0.911	0.928	0.979

VOLUME

Poinsettia Ln E/O Carlsbad Blvd

Day: Thursday
 Date: 10/28/2021

City: Carlsbad
 Project #: CA21_040160_150

DAILY TOTALS						NB	SB	EB	WB	Total		
						0	0	3,546	3,726	7,272		
AM Period	NB	SB	EB	WB	TOTAL	PM Period	NB	SB	EB	WB	TOTAL	
00:00	0	0	0	2	2	12:00	0	0	58	67	125	
00:15	0	0	0	6	6	12:15	0	0	60	58	118	
00:30	0	0	5	2	7	12:30	0	0	53	68	121	
00:45	0	0	2	7	4	12:45	0	0	56	227	72	265
01:00	0	0	8	3	11	13:00	0	0	57	81	138	
01:15	0	0	4	3	7	13:15	0	0	44	71	115	
01:30	0	0	0	1	1	13:30	0	0	67	61	128	
01:45	0	0	0	12	3	13:45	0	0	73	241	60	273
02:00	0	0	2	2	4	14:00	0	0	58	62	120	
02:15	0	0	2	1	3	14:15	0	0	63	68	131	
02:30	0	0	0	0	0	14:30	0	0	74	78	152	
02:45	0	0	7	11	3	14:45	0	0	72	267	54	262
03:00	0	0	1	2	3	15:00	0	0	64	72	136	
03:15	0	0	2	1	3	15:15	0	0	87	52	139	
03:30	0	0	1	0	1	15:30	0	0	83	79	162	
03:45	0	0	2	6	1	15:45	0	0	103	337	72	275
04:00	0	0	4	2	6	16:00	0	0	83	88	171	
04:15	0	0	2	1	3	16:15	0	0	70	93	163	
04:30	0	0	1	2	3	16:30	0	0	64	111	175	
04:45	0	0	3	10	5	16:45	0	0	89	306	118	410
05:00	0	0	1	4	5	17:00	0	0	75	112	187	
05:15	0	0	3	2	5	17:15	0	0	96	101	197	
05:30	0	0	4	3	7	17:30	0	0	80	81	161	
05:45	0	0	9	17	5	17:45	0	0	89	340	73	367
06:00	0	0	12	10	22	18:00	0	0	73	98	171	
06:15	0	0	22	13	35	18:15	0	0	48	98	146	
06:30	0	0	33	16	49	18:30	0	0	56	90	146	
06:45	0	0	18	85	22	18:45	0	0	31	208	57	343
07:00	0	0	23	37	60	19:00	0	0	40	48	88	
07:15	0	0	34	42	76	19:15	0	0	35	41	76	
07:30	0	0	52	39	91	19:30	0	0	28	32	60	
07:45	0	0	52	161	51	19:45	0	0	26	129	29	150
08:00	0	0	65	70	135	20:00	0	0	20	25	45	
08:15	0	0	73	57	130	20:15	0	0	19	32	51	
08:30	0	0	67	53	120	20:30	0	0	19	15	34	
08:45	0	0	69	274	44	20:45	0	0	19	77	31	103
09:00	0	0	63	51	114	21:00	0	0	18	28	46	
09:15	0	0	56	38	94	21:15	0	0	15	17	32	
09:30	0	0	56	36	92	21:30	0	0	19	13	32	
09:45	0	0	46	221	34	21:45	0	0	17	69	13	71
10:00	0	0	57	45	102	22:00	0	0	12	17	29	
10:15	0	0	46	51	97	22:15	0	0	6	25	31	
10:30	0	0	60	55	115	22:30	0	0	16	18	34	
10:45	0	0	69	232	46	22:45	0	0	8	42	17	77
11:00	0	0	47	46	93	23:00	0	0	8	21	29	
11:15	0	0	71	60	131	23:15	0	0	7	7	14	
11:30	0	0	67	58	125	23:30	0	0	9	11	20	
11:45	0	0	56	241	52	23:45	0	0	2	26	7	46
TOTALS			1277	1084	2361	TOTALS			2269	2642	4911	
SPLIT %			54.1%	45.9%	32.5%	SPLIT %			46.2%	53.8%	67.5%	

DAILY TOTALS						NB	SB	EB	WB	Total
						0	0	3,546	3,726	7,272

AM Peak Hour		08:00	11:45	08:00	PM Peak Hour		15:15	16:30	16:30		
AM Pk Volume		274	245	498	PM Pk Volume		356	442	766		
Pk Hr Factor		0.938	0.901	0.922	Pk Hr Factor		0.864	0.936	0.925		
7 - 9 Volume	0	0	435	393	828	4 - 6 Volume	0	0	646	777	1423
7 - 9 Peak Hour		08:00	07:45	08:00	4 - 6 Peak Hour		16:45	16:30	16:30		
7 - 9 Pk Volume	0	0	274	231	498	4 - 6 Pk Volume	0	0	340	442	766
Pk Hr Factor	0.000	0.000	0.938	0.825	0.922	Pk Hr Factor	0.000	0.000	0.885	0.936	0.925

Counts Unlimited, Inc.

City of Carlsbad
 Poinsettia Lane
 B/ Avenida Encinas - Paseo Del Norte
 72 Hour Directional Volume Count

PO Box 1178
 Corona, CA 92878
 Phone: (951) 268-6268
 email: counts@countsunlimited.com

CAR008
 Site Code: 232-22357

Start Time	26-Apr-22 Tue	Eastbound		Hour Totals		Westbound		Hour Totals		Combined Totals	
		Morning	Afternoon	Morning	Afternoon	Morning	Afternoon	Morning	Afternoon	Morning	Afternoon
12:00		17	202			20	226				
12:15		13	215			12	192				
12:30		6	218			13	177				
12:45		6	223	42	858	9	181	54	776	96	1634
01:00		13	187			19	179				
01:15		8	214			6	164				
01:30		15	217			11	201				
01:45		8	213	44	831	7	236	43	780	87	1611
02:00		4	195			7	197				
02:15		5	273			4	233				
02:30		6	248			3	255				
02:45		2	177	17	893	6	297	20	982	37	1875
03:00		17	211			7	254				
03:15		3	175			12	259				
03:30		7	188			5	282				
03:45		7	211	34	785	5	319	29	1114	63	1899
04:00		4	205			11	269				
04:15		5	230			9	284				
04:30		4	200			8	300				
04:45		6	219	19	854	16	297	44	1150	63	2004
05:00		14	242			27	221				
05:15		37	241			26	277				
05:30		31	239			30	210				
05:45		30	185	112	907	40	229	123	937	235	1844
06:00		44	174			61	185				
06:15		36	187			52	180				
06:30		52	162			66	153				
06:45		68	160	200	683	91	130	270	648	470	1331
07:00		104	148			101	131				
07:15		132	137			127	100				
07:30		185	125			154	107				
07:45		203	109	624	519	194	79	576	417	1200	936
08:00		244	113			238	88				
08:15		180	90			251	83				
08:30		178	96			240	61				
08:45		156	63	758	362	204	65	933	297	1691	659
09:00		138	60			192	71				
09:15		163	62			176	67				
09:30		179	60			162	53				
09:45		145	61	625	243	185	57	715	248	1340	491
10:00		178	32			190	47				
10:15		170	24			190	38				
10:30		188	33			186	43				
10:45		204	25	740	114	208	25	774	153	1514	267
11:00		168	18			175	30				
11:15		177	28			232	29				
11:30		197	14			234	24				
11:45		222	17	764	77	254	25	895	108	1659	185
Total		3979	7126	3979	7126	4476	7610	4476	7610	8455	14736
Combined Total		11105		11105		12086		12086		23191	
AM Peak	-	07:30	-	-	-	08:00	-	-	-	-	-
Vol.	-	812	-	-	-	933	-	-	-	-	-
P.H.F.	-	0.832	-	-	-	0.929	-	-	-	-	-
PM Peak	-	-	04:45	-	-	-	03:45	-	-	-	-
Vol.	-	-	941	-	-	-	1172	-	-	-	-
P.H.F.	-	-	0.862	-	-	-	0.918	-	-	-	-
Percentage		35.8%	64.2%			37.0%	63.0%				

Counts Unlimited, Inc.

City of Carlsbad
 Poinsettia Lane
 B/ Avenida Encinas - Paseo Del Norte
 72 Hour Directional Volume Count

PO Box 1178
 Corona, CA 92878
 Phone: (951) 268-6268
 email: counts@countsunlimited.com

CAR008
 Site Code: 232-22357

Start Time	27-Apr-22 Wed	Eastbound		Hour Totals		Westbound		Hour Totals		Combined Totals	
		Morning	Afternoon	Morning	Afternoon	Morning	Afternoon	Morning	Afternoon	Morning	Afternoon
12:00		18	213			21	208				
12:15		11	230			20	190				
12:30		9	195			19	167				
12:45		12	183	50	821	10	209	70	774	120	1595
01:00		14	228			8	184				
01:15		10	175			12	202				
01:30		7	218			2	209				
01:45		4	176	35	797	11	219	33	814	68	1611
02:00		3	197			6	194				
02:15		6	238			7	223				
02:30		1	242			12	248				
02:45		7	171	17	848	9	272	34	937	51	1785
03:00		3	229			5	228				
03:15		2	220			4	276				
03:30		7	212			10	254				
03:45		5	188	17	849	7	301	26	1059	43	1908
04:00		4	241			8	283				
04:15		3	209			10	308				
04:30		11	210			5	296				
04:45		6	194	24	854	11	308	34	1195	58	2049
05:00		19	234			18	252				
05:15		28	267			26	282				
05:30		34	206			40	270				
05:45		32	219	113	926	51	232	135	1036	248	1962
06:00		51	184			65	203				
06:15		34	195			72	193				
06:30		77	152			73	150				
06:45		62	160	224	691	108	151	318	697	542	1388
07:00		103	160			110	138				
07:15		131	126			111	122				
07:30		183	118			119	105				
07:45		203	121	620	525	177	123	517	488	1137	1013
08:00		231	118			222	98				
08:15		180	107			226	111				
08:30		156	104			227	79				
08:45		159	97	726	426	197	73	872	361	1598	787
09:00		141	80			165	63				
09:15		165	62			167	59				
09:30		169	65			177	52				
09:45		155	41	630	248	202	35	711	209	1341	457
10:00		162	37			141	41				
10:15		143	39			176	28				
10:30		161	27			173	22				
10:45		169	19	635	122	222	25	712	116	1347	238
11:00		195	22			183	24				
11:15		173	21			215	16				
11:30		188	23			220	22				
11:45		197	17	753	83	181	16	799	78	1552	161
Total		3844	7190	3844	7190	4261	7764	4261	7764	8105	14954
Combined Total		11034		11034		12025		12025		23059	
AM Peak	-	07:30	-	-	-	08:00	-	-	-	-	-
Vol.	-	797	-	-	-	872	-	-	-	-	-
P.H.F.	-	0.863				0.960					
PM Peak	-	-	05:00	-	-	-	04:00	-	-	-	-
Vol.	-	-	926	-	-	-	1195	-	-	-	-
P.H.F.	-	-	0.867				0.970				
Percentage		34.8%	65.2%			35.4%	64.6%				

Counts Unlimited, Inc.

City of Carlsbad
 Poinsettia Lane
 B/ Avenida Encinas - Paseo Del Norte
 72 Hour Directional Volume Count

PO Box 1178
 Corona, CA 92878
 Phone: (951) 268-6268
 email: counts@countsunlimited.com

CAR008
 Site Code: 232-22357

Start Time	28-Apr-22 Thu	Eastbound		Hour Totals		Westbound		Hour Totals		Combined Totals	
		Morning	Afternoon	Morning	Afternoon	Morning	Afternoon	Morning	Afternoon	Morning	Afternoon
12:00		9	208			17	235				
12:15		12	204			14	225				
12:30		8	199			13	210				
12:45		10	252	39	863	12	221	56	891	95	1754
01:00		10	222			6	203				
01:15		8	238			3	193				
01:30		6	225			11	233				
01:45		5	198	29	883	6	269	26	898	55	1781
02:00		9	193			11	187				
02:15		5	199			3	213				
02:30		6	213			5	242				
02:45		3	234	23	839	7	215	26	857	49	1696
03:00		9	191			6	214				
03:15		11	208			11	247				
03:30		4	172			7	244				
03:45		3	178	27	749	7	308	31	1013	58	1762
04:00		5	197			5	249				
04:15		11	200			5	291				
04:30		9	245			11	284				
04:45		7	209	32	851	6	274	27	1098	59	1949
05:00		16	221			25	244				
05:15		24	232			17	305				
05:30		32	204			33	284				
05:45		24	204	96	861	44	264	119	1097	215	1958
06:00		59	189			58	193				
06:15		57	183			67	196				
06:30		68	151			64	185				
06:45		80	177	264	700	71	146	260	720	524	1420
07:00		89	180			103	163				
07:15		124	146			114	136				
07:30		189	139			143	124				
07:45		197	139	599	604	181	143	541	566	1140	1170
08:00		191	113			218	96				
08:15		159	133			288	98				
08:30		152	93			253	87				
08:45		167	94	669	433	210	89	969	370	1638	803
09:00		142	79			201	83				
09:15		138	57			152	66				
09:30		172	59			168	51				
09:45		150	57	602	252	193	47	714	247	1316	499
10:00		165	55			163	45				
10:15		159	55			185	40				
10:30		164	42			179	37				
10:45		196	25	684	177	169	23	696	145	1380	322
11:00		185	24			180	25				
11:15		211	19			216	28				
11:30		176	23			191	31				
11:45		190	22	762	88	234	31	821	115	1583	203
Total		3826	7300	3826	7300	4286	8017	4286	8017	8112	15317
Combined Total		11126		11126		12303		12303		23429	
AM Peak	-	10:45	-	-	-	08:00	-	-	-	-	-
Vol.	-	768	-	-	-	969	-	-	-	-	-
P.H.F.	-	0.910	-	-	-	0.841	-	-	-	-	-
PM Peak	-	-	00:45	-	-	-	03:45	-	-	-	-
Vol.	-	-	937	-	-	-	1132	-	-	-	-
P.H.F.	-	-	0.930	-	-	-	0.919	-	-	-	-
Percentage		34.4%	65.6%			34.8%	65.2%				
ADT/AADT		ADT 23,226		AADT 23,226							

Counts Unlimited, Inc.

City of Carlsbad
 Poinsettia Lane
 B/ Paseo Del Norte - Aviara Parkway
 72 Hour Directional Volume Count

PO Box 1178
 Corona, CA 92878
 Phone: (951) 268-6268
 email: counts@countsunlimited.com

CAR009
 Site Code: 232-22357

Start Time	26-Apr-22 Tue	Eastbound		Hour Totals		Westbound		Hour Totals		Combined Totals	
		Morning	Afternoon	Morning	Afternoon	Morning	Afternoon	Morning	Afternoon	Morning	Afternoon
12:00		10	136			11	143				
12:15		8	166			5	137				
12:30		11	127			1	153				
12:45		7	189	36	618	7	110	24	543	60	1161
01:00		6	148			4	126				
01:15		6	173			1	128				
01:30		7	192			2	154				
01:45		3	165	22	678	3	161	10	569	32	1247
02:00		1	172			3	139				
02:15		7	158			3	156				
02:30		3	177			3	251				
02:45		4	196	15	703	1	184	10	730	25	1433
03:00		5	217			0	171				
03:15		4	200			3	210				
03:30		2	224			3	213				
03:45		8	287	19	928	6	165	12	759	31	1687
04:00		3	212			8	238				
04:15		8	254			8	197				
04:30		11	220			9	186				
04:45		15	247	37	933	12	200	37	821	74	1754
05:00		11	226			20	210				
05:15		33	249			32	214				
05:30		32	235			31	188				
05:45		45	200	121	910	39	206	122	818	243	1728
06:00		39	153			54	159				
06:15		57	158			61	154				
06:30		50	128			96	115				
06:45		98	150	244	589	98	102	309	530	553	1119
07:00		77	129			134	90				
07:15		128	114			166	83				
07:30		196	85			224	101				
07:45		247	88	648	416	228	49	752	323	1400	739
08:00		195	83			261	70				
08:15		224	89			193	72				
08:30		221	91			178	65				
08:45		198	86	838	349	157	57	789	264	1627	613
09:00		169	62			190	48				
09:15		164	53			132	45				
09:30		147	57			138	34				
09:45		147	44	627	216	125	30	585	157	1212	373
10:00		117	49			124	16				
10:15		145	34			127	13				
10:30		125	29			121	13				
10:45		143	30	530	142	124	15	496	57	1026	199
11:00		122	20			141	18				
11:15		138	15			150	8				
11:30		132	26			176	10				
11:45		161	12	553	73	148	15	615	51	1168	124
Total		3690	6555	3690	6555	3761	5622	3761	5622	7451	12177
Combined Total		10245		10245		9383		9383		19628	
AM Peak	-	07:45	-	-	-	07:30	-	-	-	-	-
Vol.	-	887	-	-	-	906	-	-	-	-	-
P.H.F.	-	0.898	-	-	-	0.868	-	-	-	-	-
PM Peak	-	-	03:30	-	-	-	03:15	-	-	-	-
Vol.	-	-	977	-	-	-	826	-	-	-	-
P.H.F.	-	-	0.851	-	-	-	0.868	-	-	-	-
Percentage		36.0%	64.0%			40.1%	59.9%				

Counts Unlimited, Inc.

City of Carlsbad
 Poinsettia Lane
 B/ Paseo Del Norte - Aviara Parkway
 72 Hour Directional Volume Count

PO Box 1178
 Corona, CA 92878
 Phone: (951) 268-6268
 email: counts@countsunlimited.com

CAR009
 Site Code: 232-22357

Start Time	27-Apr-22 Wed	Eastbound		Hour Totals		Westbound		Hour Totals		Combined Totals	
		Morning	Afternoon	Morning	Afternoon	Morning	Afternoon	Morning	Afternoon	Morning	Afternoon
12:00		18	125			4	132				
12:15		8	158			6	162				
12:30		13	152			14	138				
12:45		16	166	55	601	5	133	29	565	84	1166
01:00		9	157			4	132				
01:15		2	170			4	151				
01:30		3	179			1	164				
01:45		2	169	16	675	2	153	11	600	27	1275
02:00		2	150			1	156				
02:15		4	169			3	165				
02:30		1	199			3	218				
02:45		7	196	14	714	0	201	7	740	21	1454
03:00		1	227			2	197				
03:15		5	238			1	195				
03:30		3	252			4	189				
03:45		5	249	14	966	6	185	13	766	27	1732
04:00		5	251			8	197				
04:15		5	222			7	187				
04:30		15	218			9	197				
04:45		17	219	42	910	12	206	36	787	78	1697
05:00		20	199			18	190				
05:15		29	231			31	224				
05:30		39	301			28	224				
05:45		50	253	138	984	46	174	123	812	261	1796
06:00		38	178			60	153				
06:15		45	150			59	150				
06:30		61	144			88	123				
06:45		83	132	227	604	106	118	313	544	540	1148
07:00		88	104			138	126				
07:15		133	115			165	90				
07:30		229	111			194	75				
07:45		227	112	677	442	198	71	695	362	1372	804
08:00		199	89			224	72				
08:15		248	89			177	85				
08:30		218	99			190	69				
08:45		229	87	894	364	167	43	758	269	1652	633
09:00		161	74			169	56				
09:15		162	58			136	48				
09:30		142	51			125	30				
09:45		143	54	608	237	152	42	582	176	1190	413
10:00		139	53			104	32				
10:15		118	40			135	19				
10:30		107	22			120	21				
10:45		126	21	490	136	135	19	494	91	984	227
11:00		137	22			125	18				
11:15		129	20			159	11				
11:30		131	16			145	11				
11:45		146	12	543	70	153	6	582	46	1125	116
Total		3718	6703	3718	6703	3643	5758	3643	5758	7361	12461
Combined Total		10421		10421		9401		9401		19822	
AM Peak	-	07:30	-	-	-	07:30	-	-	-	-	-
Vol.	-	903	-	-	-	793	-	-	-	-	-
P.H.F.	-	0.910	-	-	-	0.885	-	-	-	-	-
PM Peak	-	-	03:15	-	-	-	04:45	-	-	-	-
Vol.	-	-	990	-	-	-	844	-	-	-	-
P.H.F.	-	-	0.982	-	-	-	0.942	-	-	-	-
Percentage		35.7%	64.3%			38.8%	61.2%				

Counts Unlimited, Inc.

City of Carlsbad
 La Costa Avenue
 B/ Piraeus Street - El Camino Real
 72 Hour Directional Volume Count

PO Box 1178
 Corona, CA 92878
 Phone: (951) 268-6268
 email: counts@countsunlimited.com

CAR007
 Site Code: 232-22357

Start Time	26-Apr-22 Tue	Eastbound		Hour Totals		Westbound		Hour Totals		Combined Totals	
		Morning	Afternoon	Morning	Afternoon	Morning	Afternoon	Morning	Afternoon	Morning	Afternoon
12:00		32	276			21	302				
12:15		16	264			16	274				
12:30		13	291			11	279				
12:45		14	270	75	1101	16	279	64	1134	139	2235
01:00		11	285			5	253				
01:15		15	264			3	268				
01:30		8	303			2	276				
01:45		10	287	44	1139	2	272	12	1069	56	2208
02:00		8	277			3	266				
02:15		8	277			5	269				
02:30		11	352			5	362				
02:45		7	365	34	1271	4	331	17	1228	51	2499
03:00		7	377			3	336				
03:15		7	378			5	322				
03:30		4	402			7	329				
03:45		16	371	34	1528	13	301	28	1288	62	2816
04:00		8	320			16	306				
04:15		9	332			19	308				
04:30		32	361			36	319				
04:45		24	387	73	1400	36	331	107	1264	180	2664
05:00		39	350			64	337				
05:15		55	355			68	344				
05:30		91	401			102	303				
05:45		107	336	292	1442	124	273	358	1257	650	2699
06:00		90	308			158	280				
06:15		118	316			148	262				
06:30		172	279			223	254				
06:45		218	261	598	1164	263	217	792	1013	1390	2177
07:00		220	217			288	184				
07:15		257	208			389	186				
07:30		334	208			410	177				
07:45		325	176	1136	809	409	144	1496	691	2632	1500
08:00		342	201			423	142				
08:15		304	169			401	113				
08:30		283	166			389	83				
08:45		301	145	1230	681	371	96	1584	434	2814	1115
09:00		239	142			282	89				
09:15		239	133			302	65				
09:30		258	111			274	68				
09:45		255	81	991	467	307	62	1165	284	2156	751
10:00		251	79			266	52				
10:15		230	71			310	36				
10:30		233	65			279	46				
10:45		234	60	948	275	268	23	1123	157	2071	432
11:00		219	43			247	34				
11:15		235	48			286	18				
11:30		244	28			301	21				
11:45		283	41	981	160	269	17	1103	90	2084	250
Total		6436	11437	6436	11437	7849	9909	7849	9909	14285	21346
Combined Total		17873		17873		17758		17758		35631	
AM Peak	-	07:30	-	-	-	07:30	-	-	-	-	-
Vol.	-	1305	-	-	-	1643	-	-	-	-	-
P.H.F.	-	0.954	-	-	-	0.971	-	-	-	-	-
PM Peak	-	-	03:00	-	-	-	02:30	-	-	-	-
Vol.	-	-	1528	-	-	-	1351	-	-	-	-
P.H.F.	-	-	0.950	-	-	-	0.933	-	-	-	-
Percentage		36.0%	64.0%			44.2%	55.8%				

Counts Unlimited, Inc.

City of Carlsbad
 La Costa Avenue
 B/ Piraeus Street - El Camino Real
 72 Hour Directional Volume Count

PO Box 1178
 Corona, CA 92878
 Phone: (951) 268-6268
 email: counts@countsunlimited.com

CAR007
 Site Code: 232-22357

Start Time	27-Apr-22 Wed	Eastbound		Hour Totals		Westbound		Hour Totals		Combined Totals	
		Morning	Afternoon	Morning	Afternoon	Morning	Afternoon	Morning	Afternoon	Morning	Afternoon
12:00		24	274			12	326				
12:15		29	267			18	300				
12:30		26	261			21	271				
12:45		18	254	97	1056	14	291	65	1188	162	2244
01:00		11	300			7	273				
01:15		5	300			6	280				
01:30		5	321			7	274				
01:45		4	313	25	1234	4	283	24	1110	49	2344
02:00		5	290			5	305				
02:15		9	262			7	354				
02:30		4	376			6	390				
02:45		3	355	21	1283	4	320	22	1369	43	2652
03:00		7	354			6	337				
03:15		10	366			7	321				
03:30		6	377			10	281				
03:45		10	388	33	1485	13	315	36	1254	69	2739
04:00		4	361			14	323				
04:15		10	398			19	313				
04:30		29	388			42	292				
04:45		40	379	83	1526	52	337	127	1265	210	2791
05:00		36	377			51	289				
05:15		43	232			61	357				
05:30		99	442			103	318				
05:45		111	307	289	1358	116	284	331	1248	620	2606
06:00		102	293			156	280				
06:15		110	283			193	283				
06:30		167	278			225	240				
06:45		195	229	574	1083	253	200	827	1003	1401	2086
07:00		208	194			310	191				
07:15		265	226			354	161				
07:30		312	243			412	161				
07:45		368	215	1153	878	444	148	1520	661	2673	1539
08:00		339	176			424	112				
08:15		294	193			427	105				
08:30		263	167			356	93				
08:45		284	188	1180	724	371	80	1578	390	2758	1114
09:00		245	134			301	100				
09:15		267	93			283	72				
09:30		230	64			291	88				
09:45		277	78	1019	369	309	70	1184	330	2203	699
10:00		234	70			288	59				
10:15		233	70			293	33				
10:30		221	55			300	35				
10:45		248	56	936	251	304	32	1185	159	2121	410
11:00		217	38			269	29				
11:15		238	30			317	24				
11:30		215	37			310	18				
11:45		264	21	934	126	290	14	1186	85	2120	211
Total		6344	11373	6344	11373	8085	10062	8085	10062	14429	21435
Combined Total		17717		17717		18147		18147		35864	
AM Peak	-	07:30	-	-	-	07:30	-	-	-	-	-
Vol.	-	1313	-	-	-	1707	-	-	-	-	-
P.H.F.	-	0.892	-	-	-	0.961	-	-	-	-	-
PM Peak	-	-	04:15	-	-	-	02:15	-	-	-	-
Vol.	-	-	1542	-	-	-	1401	-	-	-	-
P.H.F.	-	-	0.969	-	-	-	0.898	-	-	-	-
Percentage		35.8%	64.2%			44.6%	55.4%				

Counts Unlimited, Inc.

City of Carlsbad
 La Costa Avenue
 B/ Piraeus Street - El Camino Real
 72 Hour Directional Volume Count

PO Box 1178
 Corona, CA 92878
 Phone: (951) 268-6268
 email: counts@countsunlimited.com

CAR007
 Site Code: 232-22357

Start Time	28-Apr-22 Thu	Eastbound		Hour Totals		Westbound		Hour Totals		Combined Totals	
		Morning	Afternoon	Morning	Afternoon	Morning	Afternoon	Morning	Afternoon	Morning	Afternoon
12:00		27	261			15	262				
12:15		20	267			11	246				
12:30		12	243			13	269				
12:45		11	262	70	1033	8	261	47	1038	117	2071
01:00		6	268			6	258				
01:15		11	278			6	262				
01:30		7	311			6	251				
01:45		4	329	28	1186	3	271	21	1042	49	2228
02:00		4	288			0	257				
02:15		5	340			2	260				
02:30		3	340			2	331				
02:45		4	354	16	1322	11	277	15	1125	31	2447
03:00		3	403			5	338				
03:15		8	378			5	292				
03:30		14	381			13	329				
03:45		12	326	37	1488	15	333	38	1292	75	2780
04:00		7	319			23	322				
04:15		9	370			19	339				
04:30		26	335			31	328				
04:45		33	335	75	1359	40	325	113	1314	188	2673
05:00		32	329			49	327				
05:15		42	402			58	307				
05:30		79	363			77	313				
05:45		108	310	261	1404	96	286	280	1233	541	2637
06:00		96	307			139	278				
06:15		116	306			194	275				
06:30		158	241			220	251				
06:45		188	276	558	1130	230	236	783	1040	1341	2170
07:00		209	258			280	207				
07:15		260	232			387	214				
07:30		314	232			366	164				
07:45		382	228	1165	950	364	127	1397	712	2562	1662
08:00		430	203			327	134				
08:15		378	186			313	140				
08:30		329	173			297	140				
08:45		341	163	1478	725	300	102	1237	516	2715	1241
09:00		258	155			242	89				
09:15		259	122			302	88				
09:30		247	95			275	83				
09:45		279	87	1043	459	292	61	1111	321	2154	780
10:00		210	77			275	56				
10:15		223	57			272	31				
10:30		230	50			250	45				
10:45		261	39	924	223	278	36	1075	168	1999	391
11:00		242	43			269	43				
11:15		217	40			296	18				
11:30		265	24			263	23				
11:45		245	29	969	136	278	16	1106	100	2075	236
Total		6624	11415	6624	11415	7223	9901	7223	9901	13847	21316
Combined Total		18039		18039		17124		17124		35163	
AM Peak	-	07:45	-	-	-	07:15	-	-	-	-	-
Vol.	-	1519	-	-	-	1444	-	-	-	-	-
P.H.F.		0.883				0.933					
PM Peak	-	-	02:45	-	-	-	03:30	-	-	-	-
Vol.	-	-	1516	-	-	-	1323	-	-	-	-
P.H.F.			0.940				0.976				
Percentage		36.7%	63.3%			42.2%	57.8%				
ADT/AADT		ADT 35,553		AADT 35,553							

Counts Unlimited, Inc.

City of Carlsbad
 Salk Avenue
 B/ College Boulevard - El Camino Real
 72 Hour Directional Volume Count

PO Box 1178
 Corona, CA 92878
 Phone: (951) 268-6268
 email: counts@countsunlimited.com

CAR010
 Site Code: 232-22357

Start Time	26-Apr-22 Tue	Eastbound		Hour Totals		Westbound		Hour Totals		Combined Totals	
		Morning	Afternoon	Morning	Afternoon	Morning	Afternoon	Morning	Afternoon	Morning	Afternoon
12:00		13	18			0	19				
12:15		4	19			0	8				
12:30		1	23			0	11				
12:45		1	17	19	77	0	9	0	47	19	124
01:00		1	18			0	7				
01:15		1	12			1	7				
01:30		0	11			0	19				
01:45		2	6	4	47	0	6	1	39	5	86
02:00		0	6			0	18				
02:15		0	11			0	8				
02:30		0	12			1	17				
02:45		0	18	0	47	0	10	1	53	1	100
03:00		0	22			0	10				
03:15		0	9			0	9				
03:30		0	16			0	13				
03:45		0	7	0	54	0	10	0	42	0	96
04:00		0	19			0	16				
04:15		0	17			0	6				
04:30		5	18			0	23				
04:45		2	11	7	65	0	8	0	53	7	118
05:00		1	13			1	27				
05:15		1	13			1	17				
05:30		2	6			3	14				
05:45		5	15	9	47	1	10	6	68	15	115
06:00		6	3			0	7				
06:15		5	5			1	3				
06:30		8	6			0	3				
06:45		6	2	25	16	1	3	2	16	27	32
07:00		11	0			4	1				
07:15		10	0			1	1				
07:30		25	0			3	1				
07:45		22	0	68	0	2	1	10	4	78	4
08:00		20	1			8	1				
08:15		15	0			6	1				
08:30		24	2			8	1				
08:45		20	0	79	3	5	1	27	4	106	7
09:00		15	0			10	1				
09:15		10	0			7	0				
09:30		8	0			6	0				
09:45		14	1	47	1	1	0	24	1	71	2
10:00		9	1			11	0				
10:15		14	1			14	0				
10:30		11	1			7	1				
10:45		10	0	44	3	6	0	38	1	82	4
11:00		13	0			12	0				
11:15		11	0			12	0				
11:30		18	1			18	0				
11:45		19	0	61	1	7	0	49	0	110	1
Total		363	361	363	361	158	328	158	328	521	689
Combined Total		724		724		486		486		1210	
AM Peak	-	07:30	-	-	-	11:00	-	-	-	-	-
Vol.	-	82	-	-	-	49	-	-	-	-	-
P.H.F.	-	0.820	-	-	-	0.681	-	-	-	-	-
PM Peak	-	-	12:00	-	-	-	04:30	-	-	-	-
Vol.	-	-	77	-	-	-	75	-	-	-	-
P.H.F.	-	-	0.837	-	-	-	0.694	-	-	-	-
Percentage		50.1%	49.9%			32.5%	67.5%				

Counts Unlimited, Inc.

City of Carlsbad
 Salk Avenue
 B/ College Boulevard - El Camino Real
 72 Hour Directional Volume Count

PO Box 1178
 Corona, CA 92878
 Phone: (951) 268-6268
 email: counts@countsunlimited.com

CAR010
 Site Code: 232-22357

Start Time	27-Apr-22 Wed	Eastbound		Hour Totals		Westbound		Hour Totals		Combined Totals	
		Morning	Afternoon	Morning	Afternoon	Morning	Afternoon	Morning	Afternoon	Morning	Afternoon
12:00		14	19			0	18				
12:15		1	23			0	13				
12:30		0	17			0	12				
12:45		0	18	15	77	0	9	0	52	15	129
01:00		2	13			0	12				
01:15		0	7			0	6				
01:30		1	10			1	15				
01:45		0	7	3	37	1	5	2	38	5	75
02:00		2	13			0	10				
02:15		0	6			0	12				
02:30		0	14			0	13				
02:45		0	13	2	46	0	8	0	43	2	89
03:00		0	20			0	12				
03:15		0	18			0	8				
03:30		0	19			0	7				
03:45		0	16	0	73	0	7	0	34	0	107
04:00		1	17			0	17				
04:15		0	16			0	10				
04:30		4	12			0	16				
04:45		0	10	5	55	0	13	0	56	5	111
05:00		2	13			0	25				
05:15		2	12			0	11				
05:30		3	8			0	17				
05:45		8	14	15	47	1	1	1	54	16	101
06:00		4	9			1	9				
06:15		6	6			2	2				
06:30		6	5			1	1				
06:45		4	1	20	21	1	2	5	14	25	35
07:00		11	5			0	3				
07:15		17	3			3	6				
07:30		12	0			3	2				
07:45		19	1	59	9	4	0	10	11	69	20
08:00		27	1			2	0				
08:15		10	0			4	1				
08:30		21	0			2	0				
08:45		19	2	77	3	7	1	15	2	92	5
09:00		21	0			6	1				
09:15		17	1			3	0				
09:30		12	1			10	0				
09:45		6	0	56	2	9	0	28	1	84	3
10:00		11	0			7	1				
10:15		9	2			12	0				
10:30		6	0			8	0				
10:45		12	0	38	2	15	0	42	1	80	3
11:00		5	0			10	0				
11:15		11	0			8	0				
11:30		15	1			12	0				
11:45		16	0	47	1	11	0	41	0	88	1
Total		337	373	337	373	144	306	144	306	481	679
Combined Total		710		710		450		450		1160	
AM Peak	-	08:30	-	-	-	10:15	-	-	-	-	-
Vol.	-	78	-	-	-	45	-	-	-	-	-
P.H.F.	-	0.722				0.750					
PM Peak	-	-	12:00	-	-	-	04:45	-	-	-	-
Vol.	-	-	77	-	-	-	66	-	-	-	-
P.H.F.	-	-	0.837			-	0.660				
Percentage		47.5%	52.5%			32.0%	68.0%				

Counts Unlimited, Inc.

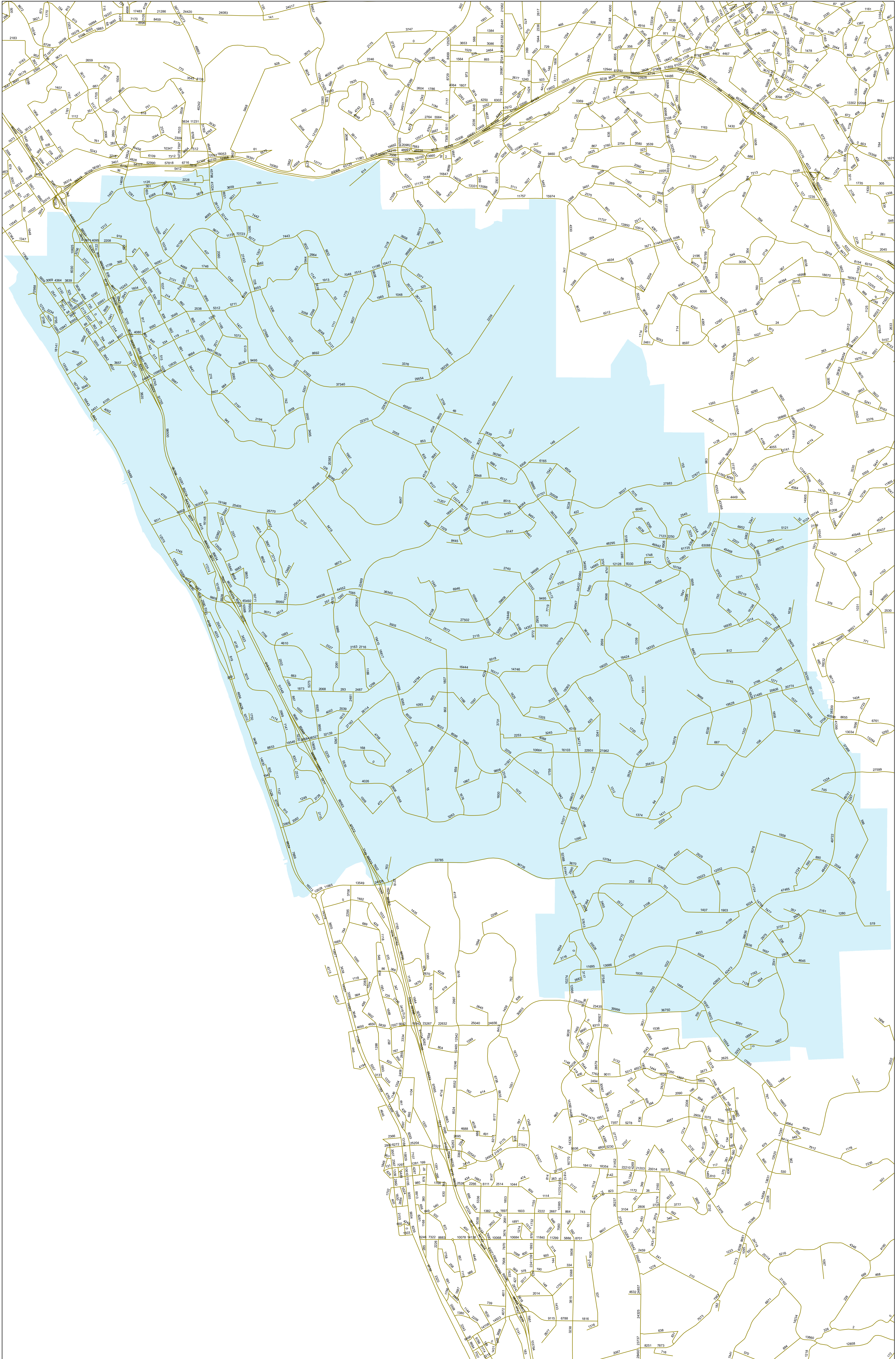
City of Carlsbad
 Salk Avenue
 B/ College Boulevard - El Camino Real
 72 Hour Directional Volume Count

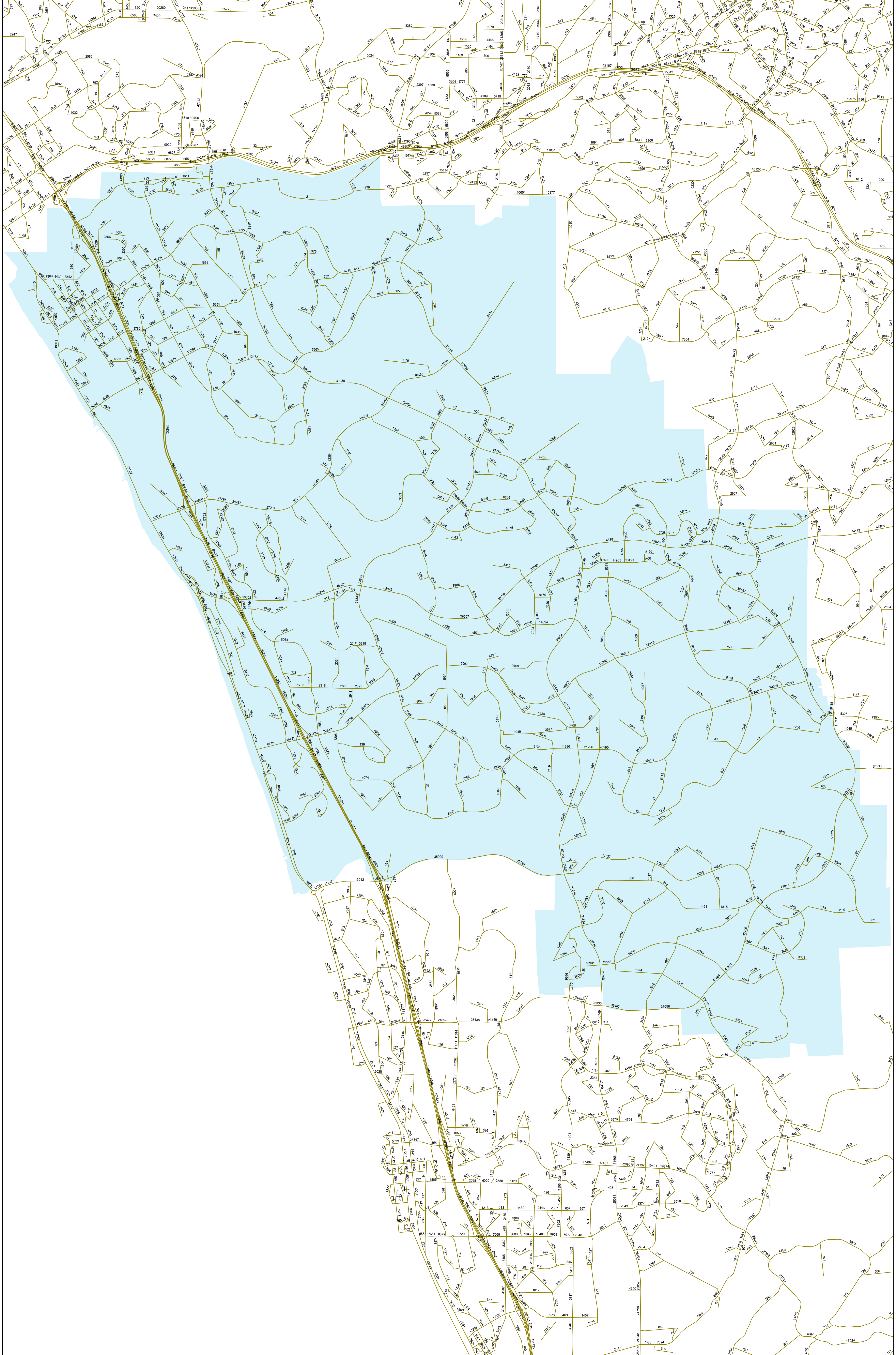
PO Box 1178
 Corona, CA 92878
 Phone: (951) 268-6268
 email: counts@countsunlimited.com

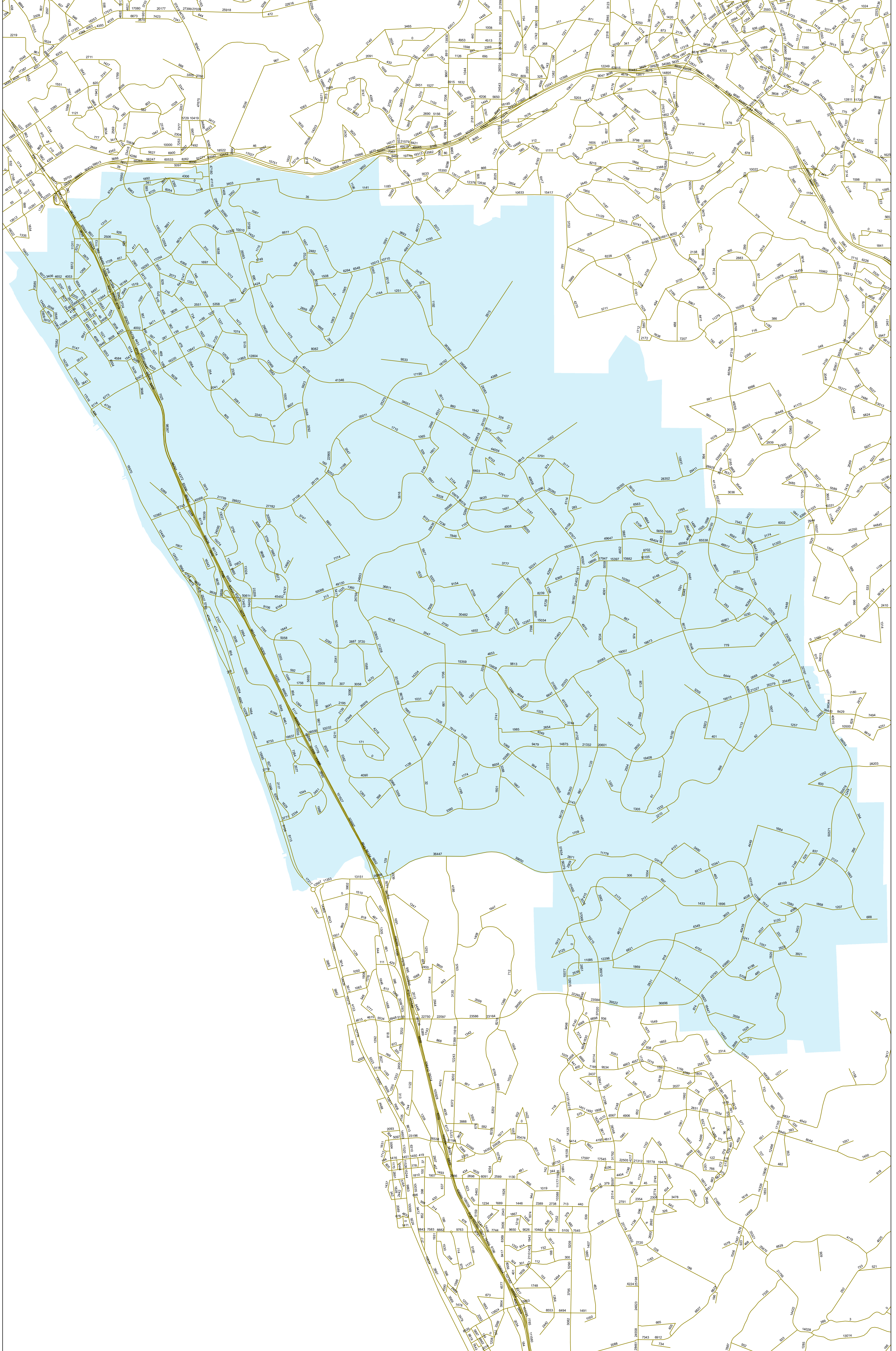
CAR010
 Site Code: 232-22357

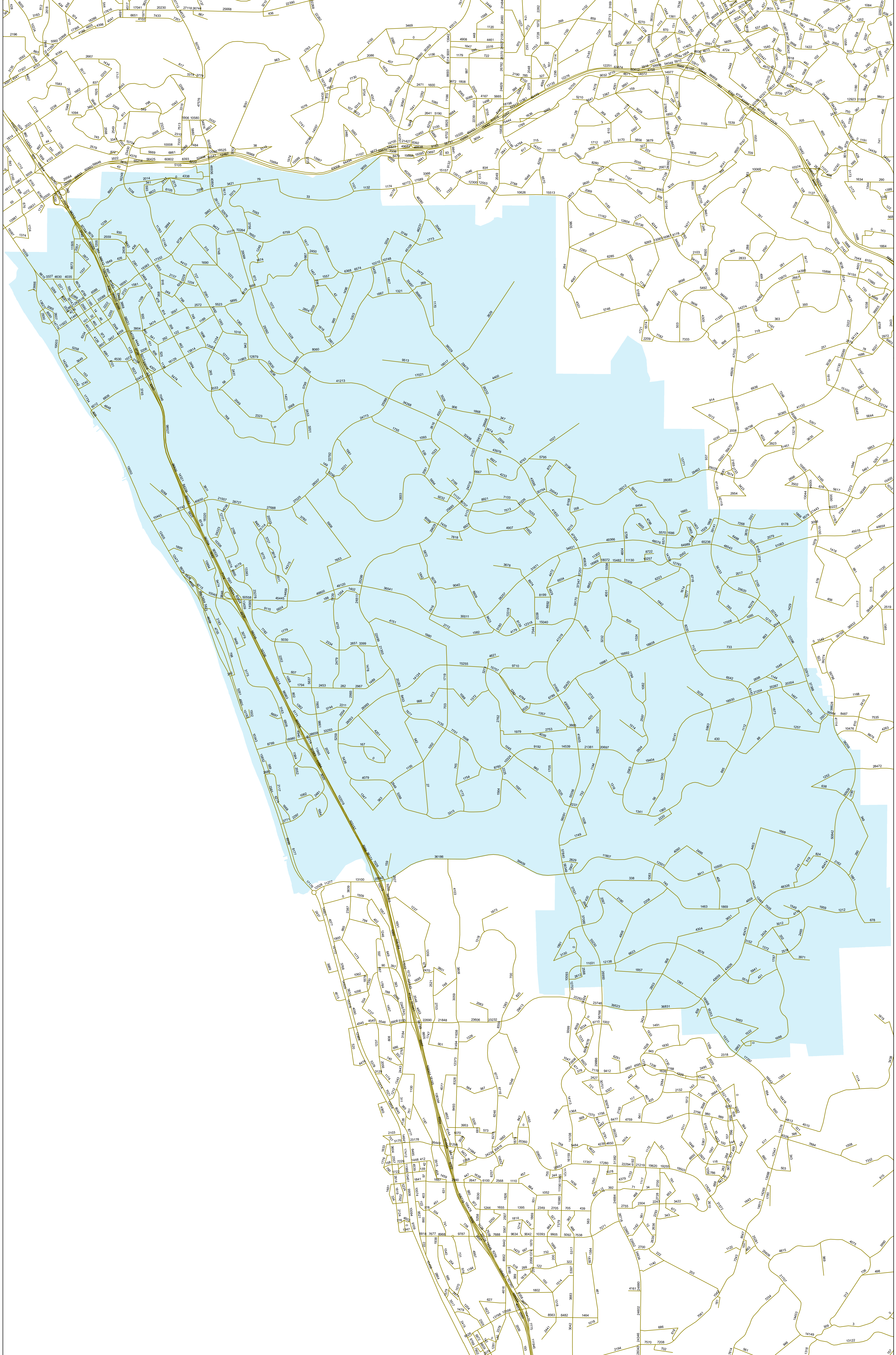
Start Time	28-Apr-22 Thu	Eastbound		Hour Totals		Westbound		Hour Totals		Combined Totals	
		Morning	Afternoon	Morning	Afternoon	Morning	Afternoon	Morning	Afternoon	Morning	Afternoon
12:00		18	23			1	13				
12:15		1	12			0	9				
12:30		1	22			0	9				
12:45		1	15	21	72	1	8	2	39	23	111
01:00		0	20			0	9				
01:15		1	17			0	5				
01:30		1	6			0	6				
01:45		0	14	2	57	1	14	1	34	3	91
02:00		1	15			0	10				
02:15		0	12			0	10				
02:30		0	13			0	16				
02:45		0	10	1	50	1	11	1	47	2	97
03:00		0	21			0	5				
03:15		0	11			0	14				
03:30		0	13			0	6				
03:45		0	12	0	57	0	4	0	29	0	86
04:00		0	13			0	14				
04:15		1	19			0	10				
04:30		2	12			0	29				
04:45		3	21	6	65	0	15	0	68	6	133
05:00		1	14			0	25				
05:15		2	15			0	9				
05:30		5	9			1	14				
05:45		9	6	17	44	0	10	1	58	18	102
06:00		6	8			0	8				
06:15		3	3			2	2				
06:30		5	4			0	4				
06:45		9	1	23	16	1	2	3	16	26	32
07:00		10	1			3	1				
07:15		14	2			1	0				
07:30		17	0			8	0				
07:45		20	2	61	5	5	1	17	2	78	7
08:00		20	0			11	0				
08:15		23	1			2	2				
08:30		17	0			4	2				
08:45		18	2	78	3	6	0	23	4	101	7
09:00		20	0			10	1				
09:15		19	0			10	1				
09:30		9	0			5	0				
09:45		12	0	60	0	4	0	29	2	89	2
10:00		13	2			10	0				
10:15		8	2			9	1				
10:30		11	0			5	1				
10:45		16	0	48	4	8	1	32	3	80	7
11:00		7	0			8	0				
11:15		5	0			9	0				
11:30		17	2			12	1				
11:45		11	0	40	2	13	0	42	1	82	3
Total		357	375	357	375	151	303	151	303	508	678
Combined Total		732		732		454		454		1186	
AM Peak	-	07:30	-	-	-	11:00	-	-	-	-	-
Vol.	-	80	-	-	-	42	-	-	-	-	-
P.H.F.	-	0.870	-	-	-	0.808	-	-	-	-	-
PM Peak	-	-	00:30	-	-	-	04:15	-	-	-	-
Vol.	-	-	74	-	-	-	79	-	-	-	-
P.H.F.	-	-	0.841	-	-	-	0.681	-	-	-	-
Percentage		48.8%	51.2%			33.3%	66.7%				
ADT/AADT		ADT 1,185		AADT 1,185							

Appendix C: SANDAG Model Plots and Year 2035 Volume Forecast Calculation









Roadway	Segment Limits	2016 Model ADT ¹	2035 Adopted General Plan Model ADT ¹	2016 - 2035 Growth Factor	GF / Year	2021 to 2035 Growth Factor	2022 to 2035 Growth Factor	Segment GF	Segment GF (Final)	2035 Alt 1 Model ADT	2035 Alt 1-2035 GP (Difference)	2035 Alt 1-2035 GP (Segment)	2035 Alt 2 Model ADT	2035 Alt 2-2035 GP (Difference)	2035 Alt 2-2035 GP (Segment)	
1	El Camino Real	North City Limit to Marron	41224	40782	-0.01072191	-0.00056	-0.00790		-0.790%	41110	328	328	40804	22	22	
2		Marron Road to Carlsbad Village Drive	28131	28188	0.002026234	0.00011	0.00149		0.039%	29642	1454	1349	29171	983	922	
3		Carlsbad Village Drive to Tamarack Avenue	32147	32116	-0.00096432	-0.00005	-0.00071			33360	1244		32976	860		
4		Tamarack Avenue to Cannon	27561	28289	0.026432757	0.00139	0.01948		1.948%	29505	1216	1216	29228	939	939	
5		Cannon Road to College Boulevard	37171	39335	0.058217428	0.00306	0.04290		4.290%	40741	1406	1406	40584	1249	1249	
6		College Boulevard to Palomar Airport Road	45597	33428	-0.266881593	-0.01405	-0.19665		-18.895%	34551	1123	769	34268	840	577	
7		Palomar Airport Road to Camino Vida Roble	42627	32142	-0.245970864	-0.01295	-0.18124			32557	415		32456	314		
8		Camino Vida Roble to Poinsettia Lane	36578	42715	0.16778074	0.00883	0.12363		7.493%	43956	1242	1278	43786	1071	1168	
9		Poinsettia Lane to Aviara Parkway-Alga Road	38376	40687	0.060219929	0.00317	0.04437			41949	1262		41832	1145		
10		Aviara Parkway-Alga Road to La Costa Avenue	43308	46646	0.077075829	0.00406	0.05679			47977	1331		47934	1288		
11		La Costa Avenue to South City Limit	34593	39495	0.141704969	0.00746	0.10441			40597	1102		40630	1135		
12	College Boulevard	North City Limit to Carlsbad Village Drive	33437	36963	0.105452044	0.00555	0.07770		8.755%	37402	439	652	37347	384	641	
13		Carlsbad Village Drive to Cannon Road	34947	38766	0.109279767	0.00575	0.08052			39182	416		39170	404		
14		Cannon Road to El Camino	37979	40854	0.075699729	0.00398	0.05578		9.476%	41463	609	407	41319	465	314	
15		El Camino Real to Aston Avenue	26615	31446	0.181514184	0.00955	0.13375			31650	204		31609	163		
16		Aston Avenue to Palomar Airport Road	35945	42373	0.178828766	0.00941	0.13177		13.351%	43169	796	702	43068	695	603	
17		Palomar Airport Road to Poinsettia Lane	34721	41094	0.183548861	0.00966	0.13525			41702	608		41605	511		
18		North City Limit to Carlsbad Village Drive	51177	55732	0.088999507	0.00468	0.06558		6.558%	56397	665	665	56409	677	677	
19		Carlsbad Village Drive to Cannon Road	37816	37015	-0.021168568	-0.00111	-0.01560			37259	244		37309	294		
20		Cannon Road to El Camino	33526	32794	-0.021833801	-0.00115	-0.01609		-1.901%	33215	421	326	33230	436	361	
21		El Camino Real to Aston Avenue	27546	26598	-0.03441516	-0.00181	-0.02536			26910	312		26950	352		
22		Aviara Parkway	North City Limit to Carlsbad Village Drive	40543	47989	0.183656858	0.00967	0.13533		14.818%	48850	861	885	48280	291	344
23	Carlsbad Village Drive to Cannon Road		38213	45889	0.200874048	0.01057	0.14801			46777	888		46231	342		
24	Cannon Road to El Camino		36685	44711	0.218781518	0.01151	0.16121			45617	906		45109	398		
25	El Camino Real to Aston Avenue		25770	34974	0.357159488	0.01880	0.26317		26.235%	35865	891	916	35497	523	560	
26	Aston Avenue to Palomar Airport Road		26717	36318	0.359359209	0.01891	0.26479			37199	881		36860	542		
27	Palomar Airport Road to Poinsettia Lane		27681	37414	0.35161302	0.01851	0.25908			38390	976	868	38029	615	706	
28	North City Limit to Palomar Airport Road		28316	NA	NA	NA	NA			29185	868	868	29022	706	706	
29	Palomar Airport Road to Poinsettia Lane		15977	20277	0.269136884	0.01417	0.19831		22.083%	21149	872	804	21023	746	827	
30	El Camino Real to Aston Avenue		17722	23142	0.305834556	0.01610	0.22535			24025	883		24018	876		
31	Aston Avenue to Palomar Airport Road		18901	25027	0.324109835	0.01706	0.23882		14.754%	25685	658		25885	858		
32	Palomar Airport Road to Poinsettia Lane		22469	26968	0.20023143	0.01054	0.14754		15%	27195	227	227	27464	496	496	
33	Melrose Dr	North City Limit to Palomar Airport Road	21071	24613	0.168102323	0.00885	0.12386		9.733%	25042	430	398	25088	475	426	
34		Palomar Airport Road to Poinsettia Lane	19410	22095	0.138330757	0.00728	0.10193			22653	558		22499	404		
35		North City Limit to Palomar Airport Road	18817	20927	0.112132646	0.00590	0.08262			21228	301		21350	423		
36		Palomar Airport Road to Poinsettia Lane	17896	19861	0.109801073	0.00578	0.08091			20166	305		20263	402		
37		North City Limit to Palomar Airport Road	41122	38556	-0.062399689	-0.00328	-0.04598		-4.598%	39193	637	637	39141	585	585	
38		Cannon Road	Carlsbad Boulevard to Avenida Encinas	9311	10091	0.083771883	0.00441	0.057317604		5.732%	10382	291	291	10443	352	352
39			Avenida Encinas to Paseo del Norte	16602	17223	0.037405132	0.00197	0.025592985			17743	520		17742	519	
40			Paseo del Norte to Car	25035	26996	0.078330338	0.00412	0.053594441		5.617%	27509	513	600	27356	360	576
41			Car Country Drive to Legoland Drive to Faraday	35204	39800	0.130553346	0.00687	0.089325974		7.485%	40568	768		40650	850	
42			Faraday Avenue to El Camino Real	19196	21296	0.109397791	0.00576	0.07485112			21739	443	443	21557	261	261
43			North City Limit to Palomar Airport Road	25405	28287	0.113442236	0.00597	0.077618372		7.762%	28922	635	635	28727	440	440
44	Palomar Airport Road to Poinsettia Lane		25897	27093	0.046156618	0.00243	0.031580844		3.158%	27689	596	596	27573	481	481	
45	Palomar Airport Road to Poinsettia Lane		20383	22364	0.097188834	0.00512	0.066497623		6.029%	22965	601	682	22792	428	490	
46	Palomar Airport Road to Poinsettia Lane		22593	24379	0.079028903	0.00416	0.054072407			25141	762		24930	551		
47	Palomar Airport Road to Poinsettia Lane		19299	18526	-0.040053889	-0.00211	-0.02951			18858	332		18952	426		
48	Palomar Airport Road to Poinsettia Lane		24403	24689	0.011719871	0.00062	0.00864		3.172%	25180	491	491	25267	578	542	
49	Palomar Airport Road to Poinsettia Lane	31330	34506	0.101372486	0.00534	0.07470			35039	533		35113	607			
50	Palomar Airport Road to Poinsettia Lane	45492	50002	0.09913831	0.00522	0.07305			50611	609		50558	556			
51	Palomar Airport Road	Paseo del Norte to Armada	39992	44502	0.112772555	0.00594	0.08310		8.310%	45452	950	950	45445	943	943	
52		Armada Drive to Aviara	44745	48875	0.092289641	0.00486	0.06800		6.800%	49598	724	724	49460	586	586	
53		Aviara Parkway to Camino Vida Roble	36343	35972	-0.010208293	-0.00054	-0.00752		2.524%	36811	839	827	36541	569	457	
54		Palomar Airport Road to Poinsettia Lane	27502	29667	0.078721548	0.00414	0.05801			30482	815		30011	344		
55		Palomar Airport Road to Poinsettia Lane	29808	27753	-0.068941224	-0.00363	-0.05080			28861	1108		28257	504		
56		Palomar Airport Road to Poinsettia Lane	34699	31040	-0.105449725	-0.00555	-0.07770		-6.531%	32241	1201	1182	31671	631	650	
57		Palomar Airport Road to Poinsettia Lane	37211	33805	-0.091532074	-0.00482	-0.06744			35041	1236		34621	816		
58		Palomar Airport Road to Poinsettia Lane	47619	48262	0.013513655	0.00071	0.00996		0.996%	49026	764	764	48721	459	459	
59		Palomar Airport Road to Poinsettia Lane	62407	63735	0.021287847	0.00112	0.01569		1.569%	65300	1565	1565	65113	1378	1378	
60		Palomar Airport Road to Poinsettia Lane	45468	46886	0.031186769	0.00164	0.02298		2.541%	48917	2031	1720	48543	1657	1414	
61		Palomar Airport Road to Poinsettia Lane	48076	49893	0.037794326	0.00199	0.02785			51302	1409		51063	1170		
62	Poinsettia Lane	Carlsbad Boulevard to Avenida Encinas	8833	8449	-0.043473339	-0.00229	-0.03203		-3.203%	8733	284	284	8799	350	350	
63		Avenida Encinas to Paseo del Norte	19546	18425	-0.057351888	-0.00302	-0.039240765			18637	212		18980	555		
64		Paseo del Norte to Aviara	28584	27374	-0.042331374	-0.00223	-0.028963572		-2.389%	27704	330	322	27948	574	551	
65		Palomar Airport Road to Poinsettia Lane	38327	38133	-0.005061706	-0.00027	-0.003463272			38556	423		38658	525		
66	La Costa Avenue	Paseo del Norte to Aviara Parkway	32139	32817	0.021095865	0.00111	0.014434013		1.310%	33232	415	391	33293	476	452	
67		Palomar Airport Road to Poinsettia Lane	26638	27096	0.017193483	0.00090	0.011763962			27462	366		27523	427		
68		Palomar Airport Road to Poinsettia Lane	33785	35999	0.065532041	0.00345	0.044837712		4.472%	36447	448	489	36186	187	238	
69	Salk Avenue	Piraeus Street to El Camino Real	36726	39120	0.065185427	0.00343	0.044600555			39650	530		39409	289		
70		College Boulevard to El Camino Real	4733	4707	-0.005493925	-0.00029	-0.003759001		-0.376%	5347	641	641	5450	744	744	

* Future Roadway Segment

¹ - From SANDAG Model

Assumption:

- If growth factor is negative, assumed 0.25% per year. For 14 years = 3.5% rounded to 4%
- Used 4% as minimum growth factor.

Number	Roadway	Segment Limits	ADT
1	El Camino Real	North City Limit to Marron Rd	29,878
2		Marron Rd to Carlsbad Village Dr	26,875
3		Carlsbad Village Dr to Tamarack Ave	19,320
4		Tamarack Ave to Cannon Rd	24,131
5		Cannon Rd to College Blvd	31,727
6		College Blvd to Palomar Airport Rd	29,318
7		Palomar Airport Rd to Camino Vida Roble	28,675
8		Camino Vida Roble to Poinsettia Ln	27,881
9		Poinsettia Ln to Aviara Pkwy-Alga Rd	34,634
10		Aviara Pkwy-Alga Rd to La Costa Ave	46,444
11		La Costa Ave to South City Limit	36,261
12	College Blvd	North City Limit to Carlsbad Village Dr	25,764
13		Carlsbad Village Dr to Cannon Rd	17,586
14		Cannon Rd to El Camino Real *	
15		El Camino Real to Aston Ave	6,466
16		Aston Ave to Palomar Airport Rd	11,893
17	Aviara Pkwy	Palomar Airport Rd to Poinsettia Ln	13,015
18	Melrose Dr	North City Limit to Palomar Airport Rd	31,455
19	Cannon Rd	Carlsbad Boulevard to Avenida Encinas	7,741
20		Avenida Encinas to Paseo del Norte	26,937
21		Paseo del Norte to Car Country Dr	20,736
22		Car Country Dr to Legoland Dr	20,408
23		Legoland Dr to Faraday Ave	19,402
24		Faraday Ave to El Camino Real	14,874
25	Palomar Airport Rd	Avenida Encinas to Paseo del Norte	17,055
26		Paseo del Norte to Armada Dr	42,750
27		Armada Dr to Aviara Pkwy	40,556
28		Aviara Pkwy to Camino Vida Roble	32,656
29		Camino Vida Roble to El Camino Real	28,647
30		El Camino Real to El Fuerte St	39,619
31		El Fuerte St to Melrose Dr	46,785
32	Melrose Dr to East City Limit	30,674	
33	Poinsettia Ln	Carlsbad Boulevard to Avenida Encinas	7,272
34		Avenida Encinas to Paseo del Norte	23,429
35		Paseo del Norte to Aviara Pkwy	20,443
36	La Costa Ave	Piraeus St to El Camino Real	35,864
37	Salk Ave	College Boulevard to El Camino Real	1,210

Total	AM		PM		
	NB/EB	SB/WB	Total	NB/EB	SB/WB
2363	889	1474	2290	1261	1029
2057	720	1337	2078	1147	931
1788	629	1159	1676	979	697
2510	1685	825	2068	808	1260
2976	1949	1027	2599	948	1651
2440	1091	1349	2478	1230	1248
2392	1229	1163	2581	1457	1124
2223	1153	1070	2529	1144	1385
2636	1419	1217	3082	1697	1385
3232	1303	1929	3940	1825	2115
2477	981	1496	3122	1668	1454
2275	881	1394	2300	1370	930
1900	543	1357	1618	1110	508
656	245	411	550	251	299
1215	858	357	1041	327	714
948	609	339	1260	627	633
2796	969	1827	2794	1538	1256
542	300	242	733	261	472
2128	1163	965	2546	759	1787
1772	942	830	1957	732	1225
1772	923	849	2017	830	1187
1855	797	1058	1960	1030	930
1525	481	1044	1471	1034	437
1099	414	685	1413	715	698
2982	1930	1052	3520	1192	2328
2885	1842	1043	3456	1236	2220
2344	1486	858	2676	1001	1675
2006	840	1166	2383	1391	992
3026	1075	1951	3246	1778	1468
3521	1159	2362	3750	2129	1621
2299	959	1340	2675	1589	1086
535	281	254	766	324	442
1728	805	923	2049	854	1195
1768	862	906	1884	1015	869
3020	1313	1707	2808	1493	1315
106	79	27	145	66	79

AM K Factor	AM D Factor		PM K Factor	PM D Factor	
	NB/EB	SB/WB		NB/EB	SB/WB
8%	38%	62%	8%	55%	45%
8%	35%	65%	8%	55%	45%
9%	35%	65%	9%	58%	42%
10%	67%	33%	9%	39%	61%
9%	65%	35%	8%	36%	64%
8%	45%	55%	8%	50%	50%
8%	51%	49%	9%	56%	44%
8%	52%	48%	9%	45%	55%
8%	54%	46%	9%	55%	45%
7%	40%	60%	8%	46%	54%
7%	40%	60%	9%	53%	47%
9%	39%	61%	9%	60%	40%
11%	29%	71%	9%	69%	31%
10%	37%	63%	9%	46%	54%
10%	71%	29%	9%	31%	69%
7%	64%	36%	10%	50%	50%
9%	35%	65%	9%	55%	45%
7%	55%	45%	9%	36%	64%
8%	55%	45%	9%	30%	70%
9%	53%	47%	9%	37%	63%
9%	52%	48%	10%	41%	59%
10%	43%	57%	10%	53%	47%
10%	32%	68%	10%	70%	30%
6%	38%	62%	8%	51%	49%
7%	65%	35%	8%	34%	66%
7%	64%	36%	9%	36%	64%
7%	63%	37%	8%	37%	63%
7%	42%	58%	8%	58%	42%
8%	36%	64%	8%	55%	45%
8%	33%	67%	8%	57%	43%
7%	42%	58%	9%	59%	41%
7%	53%	47%	11%	42%	58%
7%	47%	53%	9%	42%	58%
9%	49%	51%	9%	54%	46%
8%	43%	57%	8%	53%	47%
9%	75%	25%	12%	46%	54%

Number	Roadway	Segment Limits	Existing ADT
1	El Camino Real	North City Limit to Marron Rd	29,878
2		Marron Rd to Carlsbad Village Dr	26,875
3		Carlsbad Village Dr to Tamarack Ave	19,320
4		Tamarack Ave to Cannon Rd	24,131
5		Cannon Rd to College Blvd	31,727
6		College Blvd to Palomar Airport Rd	29,318
7		Palomar Airport Rd to Camino Vida Roble	28,675
8		Camino Vida Roble to Poinsettia Ln	27,881
9		Poinsettia Ln to Aviara Pkwy-Alga Rd	34,634
10		Aviara Pkwy-Alga Rd to La Costa Ave	46,444
11		La Costa Ave to South City Limit	36,261
12	College Blvd	North City Limit to Carlsbad Village Dr	25,764
13		Carlsbad Village Dr to Cannon Rd	17,586
14		Cannon Rd to El Camino Real *	0
15		El Camino Real to Aston Ave	6,466
16	Aston Ave to Palomar Airport Rd	11,893	
17	Aviara Pkwy	Palomar Airport Rd to Poinsettia Ln	13,015
18	Melrose Dr	North City Limit to Palomar Airport Rd	31,455
19	Cannon Rd	Carlsbad Boulevard to Avenida Encinas	7,741
20		Avenida Encinas to Paseo del Norte	26,937
21		Paseo del Norte to Car Country Dr	20,736
22		Car Country Dr to Legoland Dr	20,408
23		Legoland Dr to Faraday Ave	19,402
24	Faraday Ave to El Camino Real	14,874	
25	Palomar Airport Rd	Avenida Encinas to Paseo del Norte	17,055
26		Paseo del Norte to Armada Dr	42,750
27		Armada Dr to Aviara Pkwy	40,556
28		Aviara Pkwy to Camino Vida Roble	32,656
29		Camino Vida Roble to El Camino Real	28,647
30		El Camino Real to El Fuerte St	39,619
31		El Fuerte St to Melrose Dr	46,785
32	Melrose Dr to East City Limit	30,674	
33	Poinsettia Ln	Carlsbad Boulevard to Avenida Encinas	7,272
34		Avenida Encinas to Paseo del Norte	23,429
35		Paseo del Norte to Aviara Pkwy	20,443
36	La Costa Ave	Piraeus St to El Camino Real	35,864
37	Salk Ave	College Boulevard to El Camino Real	1,210

GF	2035 GP ADT	2035 Alt 1		2035 Alt 2	
		Difference (Alt 1-G)	ADT	Difference (Alt 2-G)	ADT
4%	31100	328	31428	22	31122
4%	27950	1349	29299	922	28872
4%	20100	1216	21316	939	21039
4%	25100	1406	26506	1249	26349
4%	33000	769	33769	577	33577
9%	32000	1279	33279	1168	33168
9%	31300	653	31953	641	31941
9%	30400	407	30807	314	30714
13%	39150	702	39852	603	39753
7%	49700	665	50365	677	50377
4%	37750	326	38076	361	38111
15%	29650	885	30535	344	29994
24%	21850	916	22766	560	22410
	16400	869	17269	706	17106
24%	11650	805	12455	827	12477
15%	13700	227	13927	496	14196
10%	14350	399	14749	426	14776
4%	32750	637	33387	585	33335
6%	8250	291	8541	352	8602
6%	28600	601	29201	577	29177
6%	22000	443	22443	261	22261
6%	21650	635	22285	440	22090
6%	20600	597	21197	481	21081
6%	15800	682	16482	490	16290
4%	17750	492	18242	542	18292
8%	46200	950	47150	943	47143
8%	43850	724	44574	586	44436
4%	34000	827	34827	457	34457
4%	29800	1182	30982	651	30451
4%	41250	764	42014	459	41709
4%	48700	1565	50265	1378	50078
4%	31950	1720	33670	1414	33364
4%	7600	284	7884	350	7950
4%	24400	322	24722	552	24952
4%	21300	391	21691	452	21752
4%	37300	489	37789	238	37538
4%	1300	641	1941	744	2044

2035 GP Model ADT Proportion			
College Blvd	Carlsbad Village Dr to Cannon Rd	37414	
	Cannon Rd to El Camino Real *	27938	0.75
College Blvd	El Camino Real to Aston Ave	22815	0.85
	Aston Ave to Palomar Airport Rd	26968	

2035 GP Peak Hour Volume

Number	Roadway	Segment Limits	AM			PM		
			Total	NB/EB	SB/WB	Total	NB/EB	SB/WB
1	El Camino Real	North City Limit to Marron Rd	2460	925	1535	2390	1316	1074
2		Marron Rd to Carlsbad Village Dr	2140	749	1391	2170	1198	972
3		Carlsbad Village Dr to Tamarack Ave	1860	654	1206	1750	1022	728
4		Tamarack Ave to Cannon Rd	2620	1759	861	2160	844	1316
5		Cannon Rd to College Blvd	3100	2030	1070	2710	988	1722
6		College Blvd to Palomar Airport Rd	2660	1189	1471	2710	1345	1365
7		Palomar Airport Rd to Camino Vida Roble	2610	1341	1269	2820	1592	1228
8		Camino Vida Roble to Poinsettia Ln	2430	1260	1170	2760	1248	1512
9		Poinsettia Ln to Aviara Pkwy-Alga Rd	2980	1604	1376	3490	1922	1568
10		Aviara Pkwy-Alga Rd to La Costa Ave	3460	1395	2065	4220	1955	2265
11		La Costa Ave to South City Limit	2580	1022	1558	3250	1736	1514
12	College Blvd	North City Limit to Carlsbad Village Dr	2620	1015	1605	2650	1578	1072
13		Carlsbad Village Dr to Cannon Rd	2360	674	1686	2010	1379	631
14		Cannon Rd to El Camino Real *	1770	506	1264	1510	1036	474
15		El Camino Real to Aston Ave	1190	444	746	1020	465	555
16	Aston Ave to Palomar Airport Rd	1400	989	411	1200	377	823	
17	Aviara Pkwy	Palomar Airport Rd to Poinsettia Ln	1050	675	375	1390	692	698
18	Melrose Dr	North City Limit to Palomar Airport Rd	2910	1009	1901	2910	1602	1308
19	Cannon Rd	Carlsbad Boulevard to Avenida Encinas	580	321	259	780	278	502
20		Avenida Encinas to Paseo del Norte	2260	1235	1025	2700	805	1895
21		Paseo del Norte to Car Country Dr	1880	999	881	2080	778	1302
22		Car Country Dr to Legoland Dr	1880	979	901	2140	881	1259
23		Legoland Dr to Faraday Ave	1970	846	1124	2080	1093	987
24	Faraday Ave to El Camino Real	1620	511	1109	1560	1097	463	
25	Palomar Airport Rd	Avenida Encinas to Paseo del Norte	1150	433	717	1470	744	726
26		Paseo del Norte to Armada Dr	3230	2091	1139	3810	1290	2520
27		Armada Dr to Aviara Pkwy	3120	1992	1128	3740	1338	2402
28		Aviara Pkwy to Camino Vida Roble	2440	1547	893	2790	1044	1746
29		Camino Vida Roble to El Camino Real	2090	875	1215	2480	1448	1032
30		El Camino Real to El Fuerte St	3150	1119	2031	3380	1851	1529
31		El Fuerte St to Melrose Dr	3670	1208	2462	3900	2214	1686
32	Melrose Dr to East City Limit	2400	1001	1399	2790	1657	1133	
33	Poinsettia Ln	Carlsbad Boulevard to Avenida Encinas	560	294	266	800	338	462
34		Avenida Encinas to Paseo del Norte	1800	839	961	2140	892	1248
35		Paseo del Norte to Aviara Pkwy	1840	897	943	1960	1056	904
36	La Costa Ave	Piraeus St to El Camino Real	3150	1370	1780	2930	1558	1372
37	Salk Ave	College Boulevard to El Camino Real	120	89	31	160	73	87

AM K Factor	AM D Factor		PM K Factor	PM D Factor	
	NB/EB	SB/WB		NB/EB	SB/WB
8%	38%	62%	8%	55%	45%
8%	35%	65%	8%	55%	45%
9%	35%	65%	9%	58%	42%
10%	67%	33%	9%	39%	61%
9%	65%	35%	8%	36%	64%
8%	45%	55%	8%	50%	50%
8%	51%	49%	9%	56%	44%
8%	52%	48%	9%	45%	55%
8%	54%	46%	9%	55%	45%
7%	40%	60%	8%	46%	54%
7%	40%	60%	9%	53%	47%
9%	39%	61%	9%	60%	40%
11%	29%	71%	9%	69%	31%
11%	29%	71%	9%	69%	31%
10%	37%	63%	9%	46%	54%
10%	71%	29%	9%	31%	69%
7%	64%	36%	10%	50%	50%
9%	35%	65%	9%	55%	45%
7%	55%	45%	9%	36%	64%
8%	55%	45%	9%	30%	70%
9%	53%	47%	9%	37%	63%
9%	52%	48%	10%	41%	59%
10%	43%	57%	10%	53%	47%
10%	32%	68%	10%	70%	30%
6%	38%	62%	8%	51%	49%
7%	65%	35%	8%	34%	66%
7%	64%	36%	9%	36%	64%
7%	63%	37%	8%	37%	63%
7%	42%	58%	8%	58%	42%
8%	36%	64%	8%	55%	45%
8%	33%	67%	8%	57%	43%
7%	42%	58%	9%	59%	41%
7%	53%	47%	11%	42%	58%
7%	47%	53%	9%	42%	58%
9%	49%	51%	9%	54%	46%
8%	43%	57%	8%	53%	47%
9%	75%	25%	12%	46%	54%

Difference (Alt 1-GP)	Alt 1 Project Volume					
	AM			PM		
	Total	NB/EB	SB/WB	Total	NB/EB	SB/WB
328	26	10	16	26	14	12
1349	104	36	68	105	58	47
1216	113	40	73	106	62	44
1406	147	99	48	121	47	74
769	73	48	25	63	23	40
1279	107	48	59	109	54	55
653	55	28	27	59	33	26
407	33	17	16	37	17	20
702	54	29	25	63	35	28
665	47	19	28	57	26	31
326	23	9	14	29	15	14
885	79	31	48	80	48	32
916	99	28	71	85	58	27
869	94	27	67	80	55	25
805	82	31	51	69	31	38
227	24	17	7	20	6	14
399	30	19	11	39	19	20
637	57	20	37	57	31	26
291	21	12	9	28	10	18
601	48	26	22	57	17	40
443	38	20	18	42	16	26
635	56	29	27	63	26	37
597	58	25	33	61	32	29
682	70	22	48	68	48	20
492	32	12	20	41	21	20
950	67	43	24	79	27	52
724	52	33	19	62	22	40
827	60	38	22	68	25	43
1182	83	35	48	99	58	41
764	59	21	38	63	35	28
1565	118	39	79	126	72	54
1720	129	54	75	150	89	61
284	21	11	10	30	13	17
322	24	11	13	29	12	17
391	34	17	17	37	20	17
489	42	18	24	39	21	18
641	57	42	15	77	35	42

2035 Alt 1 Peak Hour Volume					
AM			PM		
Total	NB/EB	SB/WB	Total	NB/EB	SB/WB
2486	935	1551	2416	1330	1086
2244	785	1459	2275	1256	1019
1973	694	1279	1856	1084	772
2767	1858	909	2281	891	1390
3173	2078	1095	2773	1011	1762
2767	1237	1530	2819	1399	1420
2665	1369	1296	2879	1625	1254
2463	1277	1186	2797	1265	1532
3034	1633	1401	3553	1957	1596
3507	1414	2093	4277	1981	2296
2603	1031	1572	3279	1751	1528
2699	1046	1653	2730	1626	1104
2459	702	1757	2095	1437	658
1864	533	1331	1590	1091	499
1272	475	797	1089	496	593
1424	1006	418	1220	383	837
1080	694	386	1429	711	718
2967	1029	1938	2967	1633	1334
601	333	268	808	288	520
2308	1261	1047	2757	822	1935
1918	1019	899	2122	794	1328
1936	1008	928	2203	907	1296
2028	871	1157	2141	1125	1016
1690	533	1157	1628	1145	483
1182	445	737	1511	765	746
3297	2134	1163	3889	1317	2572
3172	2025	1147	3802	1360	2442
2500	1585	915	2858	1069	1789
2173	910	1263	2579	1506	1073
3209	1140	2069	3443	1886	1557
3788	1247	2541	4026	2286	1740
2529	1055	1474	2940	1746	1194
581	305	276	830	351	479
1824	850	974	2169	904	1265
1874	914	960	1997	1076	921
3192	1388	1804	2969	1579	1390
177	131	46	237	108	129

2035 GP Peak Hour Volume

Number	Roadway	Segment Limits	AM			PM		
			Total	NB/EB	SB/WB	Total	NB/EB	SB/WB
1	El Camino Real	North City Limit to Marron Rd	2460	925	1535	2390	1316	1074
2		Marron Rd to Carlsbad Village Dr	2140	749	1391	2170	1198	972
3		Carlsbad Village Dr to Tamarack Ave	1860	654	1206	1750	1022	728
4		Tamarack Ave to Cannon Rd	2620	1759	861	2160	844	1316
5		Cannon Rd to College Blvd	3100	2030	1070	2710	988	1722
6		College Blvd to Palomar Airport Rd	2660	1189	1471	2710	1345	1365
7		Palomar Airport Rd to Camino Vida Roble	2610	1341	1269	2820	1592	1228
8		Camino Vida Roble to Poinsettia Ln	2430	1260	1170	2760	1248	1512
9		Poinsettia Ln to Aviara Pkwy-Alga Rd	2980	1604	1376	3490	1922	1568
10		Aviara Pkwy-Alga Rd to La Costa Ave	3460	1395	2065	4220	1955	2265
11		La Costa Ave to South City Limit	2580	1022	1558	3250	1736	1514
12		North City Limit to Carlsbad Village Dr	2620	1015	1605	2650	1578	1072
13	College Blvd	Carlsbad Village Dr to Cannon Rd	2360	674	1686	2010	1379	631
14		Cannon Rd to El Camino Real *	1770	506	1264	1510	1036	474
15		El Camino Real to Aston Ave	1190	444	746	1020	465	555
16		Aston Ave to Palomar Airport Rd	1400	989	411	1200	377	823
17	Aviara Pkwy	Palomar Airport Rd to Poinsettia Ln	1050	675	375	1390	692	698
18	Melrose Dr	North City Limit to Palomar Airport Rd	2910	1009	1901	2910	1602	1308
19	Cannon Rd	Carlsbad Boulevard to Avenida Encinas	580	321	259	780	278	502
20		Avenida Encinas to Paseo del Norte	2260	1235	1025	2700	805	1895
21		Paseo del Norte to Car Country Dr	1880	999	881	2080	778	1302
22		Car Country Dr to Legoland Dr	1880	979	901	2140	881	1259
23		Legoland Dr to Faraday Ave	1970	846	1124	2080	1093	987
24		Faraday Ave to El Camino Real	1620	511	1109	1560	1097	463
25	Palomar Airport Rd	Avenida Encinas to Paseo del Norte	1150	433	717	1470	744	726
26		Paseo del Norte to Armada Dr	3230	2091	1139	3810	1290	2520
27		Armada Dr to Aviara Pkwy	3120	1992	1128	3740	1338	2402
28		Aviara Pkwy to Camino Vida Roble	2440	1547	893	2790	1044	1746
29		Camino Vida Roble to El Camino Real	2090	875	1215	2480	1448	1032
30		El Camino Real to El Fuerte St	3150	1119	2031	3380	1851	1529
31		El Fuerte St to Melrose Dr	3670	1208	2462	3900	2214	1686
32		Melrose Dr to East City Limit	2400	1001	1399	2790	1657	1133
33	Poinsettia Ln	Carlsbad Boulevard to Avenida Encinas	560	294	266	800	338	462
34		Avenida Encinas to Paseo del Norte	1800	839	961	2140	892	1248
35		Paseo del Norte to Aviara Pkwy	1840	897	943	1960	1056	904
36	La Costa Ave	Piraeus St to El Camino Real	3150	1370	1780	2930	1558	1372
37	Salk Ave	College Boulevard to El Camino Real	120	89	31	160	73	87

AM K Factor	AM D Factor		PM K Factor	PM D Factor	
	NB/EB	SB/WB		NB/EB	SB/WB
8%	38%	62%	8%	55%	45%
8%	35%	65%	8%	55%	45%
9%	35%	65%	9%	58%	42%
10%	67%	33%	9%	39%	61%
9%	65%	35%	8%	36%	64%
8%	45%	55%	8%	50%	50%
8%	51%	49%	9%	56%	44%
8%	52%	48%	9%	45%	55%
8%	54%	46%	9%	55%	45%
7%	40%	60%	8%	46%	54%
7%	40%	60%	9%	53%	47%
9%	39%	61%	9%	60%	40%
11%	29%	71%	9%	69%	31%
11%	29%	71%	9%	69%	31%
10%	37%	63%	9%	46%	54%
10%	71%	29%	9%	31%	69%
7%	64%	36%	10%	50%	50%
9%	35%	65%	9%	55%	45%
7%	55%	45%	9%	36%	64%
8%	55%	45%	9%	30%	70%
9%	53%	47%	9%	37%	63%
9%	52%	48%	10%	41%	59%
10%	43%	57%	10%	53%	47%
10%	32%	68%	10%	70%	30%
6%	38%	62%	8%	51%	49%
7%	65%	35%	8%	34%	66%
7%	64%	36%	9%	36%	64%
7%	63%	37%	8%	37%	63%
7%	42%	58%	8%	58%	42%
8%	36%	64%	8%	55%	45%
8%	33%	67%	8%	57%	43%
7%	42%	58%	9%	59%	41%
7%	53%	47%	11%	42%	58%
7%	47%	53%	9%	42%	58%
9%	49%	51%	9%	54%	46%
8%	43%	57%	8%	53%	47%
9%	75%	25%	12%	46%	54%

Difference (Alt 2-GP)	Alt 2 Project Volume					
	AM			PM		
	Total	NB/EB	SB/WB	Total	NB/EB	SB/WB
22	2	1	1	2	1	1
922	71	25	46	72	40	32
939	87	31	56	82	48	34
1249	130	87	43	108	42	66
577	55	36	19	48	18	30
1168	98	44	54	99	49	50
641	54	28	26	58	33	25
314	26	13	13	29	13	16
603	46	25	21	54	30	24
677	48	19	29	58	27	31
361	25	10	15	32	17	15
344	31	12	19	31	18	13
560	61	17	44	52	36	16
706	77	22	55	65	45	20
827	84	31	53	71	32	39
496	51	36	15	44	14	30
426	32	21	11	42	21	21
585	52	18	34	52	29	23
352	25	14	11	34	12	22
577	46	25	21	55	16	39
261	23	12	11	25	9	16
440	39	20	19	44	18	26
481	46	20	26	49	26	23
490	51	16	35	49	34	15
542	35	13	22	45	23	22
943	66	43	23	78	26	52
586	42	27	15	50	18	32
457	33	21	12	38	14	24
651	46	19	27	55	32	23
459	36	13	23	38	21	17
1378	104	34	70	111	63	48
1414	106	44	62	124	74	50
350	26	14	12	37	16	21
552	41	19	22	49	20	29
452	40	20	20	42	23	19
238	21	9	12	19	10	9
744	66	49	17	90	41	49

2035 Alt 2 Peak Hour Volume					
AM			PM		
Total	NB/EB	SB/WB	Total	NB/EB	SB/WB
2462	926	1536	2392	1317	1075
2211	774	1437	2242	1238	1004
1947	685	1262	1832	1070	762
2750	1846	904	2268	886	1382
3155	2066	1089	2758	1006	1752
2758	1233	1525	2809	1394	1415
2664	1369	1295	2878	1625	1253
2456	1273	1183	2789	1261	1528
3026	1629	1397	3544	1952	1592
3508	1414	2094	4278	1982	2296
2605	1032	1573	3282	1753	1529
2651	1027	1624	2681	1596	1085
2421	691	1730	2062	1415	647
1847	528	1319	1575	1081	494
1274	475	799	1091	497	594
1451	1025	426	1244	391	853
1082	696	386	1432	713	719
2962	1027	1935	2962	1631	1331
605	335	270	814	290	524
2306	1260	1046	2755	821	1934
1903	1011	892	2105	787	1318
1919	999	920	2184	899	1285
2016	866	1150	2129	1119	1010
1671	527	1144	1609	1131	478
1185	446	739	1515	767	748
3296	2134	1162	3888	1316	2572
3162	2019	1143	3790	1356	2434
2473	1568	905	2828	1058	1770
2136	894	1242	2535	1480	1055
3186	1132	2054	3418	1872	1546
3774	1242	2532	4011	2277	1734
2506	1045	1461	2914	1731	1183
586	308	278	837	354	483
1841	858	983	2189	912	1277
1880	917	963	2002	1079	923
3171	1379	1792	2949	1568	1381
186	138	48	250	114	136

Appendix D: Service Volume Tables

Table 1: Roadway Service Volume Table - Specific Corridor

N/S Streets	Facility Service Volume									Segment Service Volume								
	Roadway Limits	Roadway Classification	Peak Direction LOS Thresholds					Thresholds		Roadway Limits	Peak Direction LOS Thresholds					Thresholds		
			A	B	C	D	E	LOS Standard ¹	Roadway Capacity		A	B	C	D	E	LOS Standard ¹	Roadway Capacity	
El Camino Real	City Limits to Marron Road	6/35/D	**	**	**	**	1400	1	1400									
	Marron Road to Carlsbad Village Drive	6/35/D	**	140	2070	2520	##	2520	2520									
	Carlsbad Village Drive to Tamarack Avenue	6/55/D	1930	2850	2900	##	##	2900	2900									
	Tamarack Avenue to Cannon Road	6/55/D	**	**	2400	2800	##	2800	2800	Tamarack Avenue to Kelly Drive	**	**	140	2160	2950	2160	2950	
			**	1460	2820	2900	##	2900	2900	Kelly Drive to Lisa St-West Ranch	**	**	2490	2800	##	2800	2800	
			**	**	2490	2800	##	2800	2800	Lisa St-West Ranch - Cannon Road	**	**	2490	2800	##	2800	2800	
	Cannon Road to College Boulevard	2/55/D - NB 3/55/D - SB	**	1060	1860	##	##	1860	1860									
			**	2150	2900	##	##	2900	2900									
	College Boulevard to Palomar Airport Road	6/55/D	270	2750	2940	##	##	2940	2940	College Boulevard to Faraday Road	2230	3100	##	##	##	3100	3100	
			**	1420	2910	2940	##	2940	2940	Faraday Road to Palomar Airport Road	**	**	420	1970	2470	1970	2470	
	Palomar Airport Road to Camino Vida Roble	6/55/D	**	**	1330	2510	2580	2510	2580	Palomar Airport Road to Gateway Road	**	**	1310	2810	3090	2810	3090	
			**	**	2050	2810	2900	2810	2900	Gateway Road to Town Garden Road	**	**	2050	2810	2900	2810	2900	
			**	**	2050	2810	2900	2810	2900	Town Garden Road to Camino Vida Roble	**	**	2050	2810	2900	2810	2900	
	Camino Vida Roble to Poinsettia Lane	2/55/D - NB 3/55/D - SB	**	970	2020	2100	##	2100	2100									
			**	1470	2820	2900	##	2900	2900									
Poinsettia Lane to Aviara Parkway-Alga Road	6/55/D	**	**	2100	2820	2900	2820	2900										
Aviara Parkway-Alga Road to La Costa Avenue	3/55/D - NB 2/55/D - SB	**	1390	2580	##	##	2580	2580										
		**	800	1920	##	##	1920	1920										
La Costa Avenue to Leucadia Boulevard	6/55/D	**	**	1880	2820	2880	2820	2880	La Costa Avenue to La Costa Towne Center	**	**	1100	2600	2850	2600	2850		
		**	**	260	1970	2760	1970	2760	La Costa Towne Center to Levante Street	**	**	260	1970	2760	1970	2760		
		**	990	2780	2880	##	2880	2880	Levante Street to Calle Barcelona	**	**	2780	2880	##	2880	2880		
		**	**	2350	2870	2900	2870	2900	Calle Barcelona to Leucadia Boulevard	**	**	2350	2870	2900	2870	2900		
College Boulevard	City Limits to Carlsbad Village Drive	4/45/D	**	**	930	1680	1770	1680	1770									
	Carlsbad Village Drive to Cannon Road	4/45/D	**	**	1040	1760	1800	1760	1800	Carlsbad Village Drive to Red Bluff Place-Inlet Drive	**	**	520	1520	1760	1520	1760	
			**	**	1220	1760	1800	1760	1800	Red Bluff Place-Inlet Drive to Rift Road-Rich Field Drive	**	**	1220	1760	1800	1760	1800	
			**	**	1290	1900	1940	1900	1940	Rift Road-Rich Field Drive to Cannon Road	**	**	1290	1900	1940	1900	1940	
	El Camino Real to Aston Avenue	4/50/D	**	**	390	1440	1810	1440	1810	El Camino Real to Salk Avenue	**	**	110	1210	1750	1210	1750	
			**	**	650	1630	1830	1630	1830	Salk Avenue to Faraday Avenue	**	**	650	1630	1830	1630	1830	
	Aston Avenue to Palomar Airport Road	2/50/D - NB 2/50/D - SB	880	1680	##	##	##	1680	1680	Faraday Avenue to Aston Avenue	**	**	380	1430	1800	1430	1800	
80			970	1040	##	##	1040	1040										

Table 1: Roadway Service Volume Table - Specific Corridor (Continued)

N/S Streets	Facility Service Volume									Segment Service Volume							
	Roadway Limits	Roadway Classification	Peak Direction LOS Thresholds					Thresholds		Roadway Limits	Peak Direction LOS Thresholds					Thresholds	
			A	B	C	D	E	LOS Standard ¹	Roadway Capacity		A	B	C	D	E	LOS Standard ¹	Roadway Capacity
Aviara Parkway	Palomar Airport Road to Poinsettia Lane	4/45/D	**	**	**	1130	1630	1130	1630	Palomar Airport Road to Laurel Tree Lane	**	**	**	690	1410	690	1410
			Laurel Tree Ln to Mariposa Rd-Cobblestone Rd	**	**	**	850	1450	850	1450							
			Mariposa Rd-Cobblestone Rd to Plum Tree Rd	**	**	120	1260	1690	1260	1690							
			Plum Tree Rd to Camino De Las Ondas	**	**	380	1410	1720	1410	1720							
			Camino De Las Ondas to Poinsettia Lane	**	**	120	1260	1690	1260	1690							
	Poinsettia Lane to El Camino Real	4/40/D	**	**	310	1340	1610	1340	1610	Poinsettia Lane to Kestrel Drive	**	**	210	1260	1570	1260	1570
			Kestrel Drive to Black Rail Road	**	**	1020	1580	1640	1580	1640							
			Black Rail Road to Aviara Resort Drive	**	**	**	820	1410	820	1410							
			Aviara Resort Drive to Kingfisher Lane	**	**	1130	1630	1690	1630	1690							
			Kingfisher Lane to Batiquitos Dr/Baccharis Ave	**	**	**	950	1500	950	1500							
Batiquitos Dr/Baccharis Ave to Ambrosia Ln	**	**	**	830	1420	830	1420										
Ambrosia Ln to Mimosa Dr	**	**	1120	1590	1650	1590	1650										
Mimosa Dr to Manzanita St	**	**	**	870	1500	870	1500										
Manzanita St to El Camino Real	**	**	**	**	270	270	270										
Melrose Drive	City Limits to Palomar Airport Road	4/55/D - NB	**	**	1710	2740	2830	2740	2830								
		3/55/D - SB	**	**	**	930	1630	930	1630								
	Palomar Airport Road to Poinsettia Lane	6/55/D	**	490	2720	2880	##	2880	2880								
	Poinsettia Lane to Rancho Santa Fe Road	6/55/D	**	**	1400	2100	##	2100	2100								
Rancho Santa Fe Road	City Limits to Camino Junipero	6/55/D	**	2520	3160	##	##	3160	3160								
	Camino Junipero to La Costa Avenue	6/55/D	**	1400	2660	2700	##	2700	2700								
	La Costa Avenue to Calle Barcelona	6/50/D	**	460	2410	2480	##	2480	2480	La Costa Avenue to Camino De Los Coches	**	510	2500	2620	##	2620	2620
	Calle Barcelona to Olivenhain Road	6/50/D	**	540	2810	3040	##	3040	3040	Camino De Los Coches to Calle Barcelona	**	400	2320	2480	##	2480	2480
	Olivenhain Road to Calle Acervo	4/45/D	**	**	470	1390	1600	1390	1600								

** Indicates LOS cannot be achieved during peak hour.(e.g., signal spacing is too close to achieve smooth traffic flows even at low volumes).

Indicates the capacity jumps to LOS F because intersection capacities have been reached. (i.e., travel speeds quickly degrade to LOS F).

¹ - LOS Standard capacity indicates the highest acceptable LOS standard (LOS D or lower) for the roadway facility

Table 1: Roadway Service Volume Table - Specific Corridor (Continued)

E/W Streets	Facility Service Volume									Segment Service Volume							
	Roadway Limits	Roadway Classification	Peak Direction LOS Thresholds					Thresholds		Roadway Limits	Peak Direction LOS Thresholds					Thresholds	
			A	B	C	D	E	LOS Standard ¹	Roadway Capacity		A	B	C	D	E	LOS Standard ¹	Roadway Capacity
Carlsbad Village Drive	I-5 SB Ramp to Valley Street	4/35/D	**	**	680	1490	1640	1490	1640								
	Valley Street to El Camino Real	4/40/D	**	**	950	1630	1700	1630	1700								
	El Camino Real to College Blvd	2-4/40/U-D	**	**	970	1180	##	1180	1180								
Cannon Road	Carlsbad Blvd to Avenida Encinas	1-2/35/D - EB	**	**	1130	1390	1420	1390	1420								
		2/35/D - WB	**	**	360	500	##	500	500								
	Avenida Encinas to Paseo del Norte	4/35/D	**	**	**	730	1320	730	1320	Avenida Encinas to I-5 SB Ramp	**	**	**	**	200	200	200
										I-5 SB Ramp to I-5 NB Ramp	**	**	550	1560	1790	1560	1790
										I-5 NB Ramp to Paseo del Norte	**	**	**	980	1390	980	1390
	Paseo del Norte to Car Country	4/50/D	**	390	1630	1770	1800	1770	1800								
	Car Country to Legoland Drive	4/50/D	**	1170	1660	1700	##	1700	1700								
	Legoland Drive to Faraday Avenue	4/50/D	**	290	1470	1600	##	1600	1600	Legoland Drive to Grand Pacific Drive	**	**	940	1570	1650	1570	1650
										Grand Pacific Drive to Faraday Avenue	**	930	1560	1600	##	1600	1600
Faraday Avenue to El Camino Real	4/50/D	**	**	1280	1620	##	1620	1620									
El Camino Real to College Boulevard	4/50/D	**	**	280	1310	1690	1310	1690									
Faraday Avenue	Van Allen Way to El Camino Real	4/40/D	**	**	220	1400	1680	1400	1680								
	El Camino Real to Melrose Drive	4/50/D	**	**	1370	1640	##	1640	1640								
Palomar Airport Road	Carlsbad Boulevard to Avenida Encinas	2/35/U	**	520	760	##	##	760	760								
	Avenida Encinas to Paseo del Norte	3/35/D - EB	**	**	**	**	250	1	250								
		2/35/D - WB	**	**	**	**	650	1	650								
	Paseo del Norte to Armada	3/45/D - EB	**	**	1640	2660	2740	2660	2740								
		4/45/D - WB	**	**	2250	3570	3680	3570	3680								
	Armada to Aviara Parkway	6/55/D	**	650	2760	2940	##	2940	2940								
	Aviara Parkway to Camino Vida Roble	6/55/D	440	2720	2900	##	##	2900	2900	Aviara Parkway to Palomar Oaks Way	1170	2820	2900	##	##	2900	2900
										Palomar Oaks Way to Camino Vida Roble	**	2300	2900	##	##	2900	2900
	Camino Vida Roble to El Camino Real	6/55/D	**	890	2780	2900	##	2900	2900	Camino Vida Roble to Yarrow Drive	**	2410	2900	##	##	2900	2900
									Yarrow Drive to Lowes	**	580	2670	2880	##	2880	2880	
									Lowes to El Camino Real	**	**	1370	2750	2910	2750	2910	
El Camino Real to El Fuerte	6/55/D	**	1290	2830	2900	##	2900	2900									
El Fuerte to Melrose Drive	6/55/D	**	1230	2860	2940	##	2940	2940									
Melrose Drive to City Limits	6/55/D	**	340	2590	2900	##	2900	2900									
Poinsettia Lane	Avenida Encinas to Paseo del Norte	4/35/D	**	**	**	180	1190	180	1190								
	Paseo del Norte to Aviara Parkway	4/50/D	**	**	1330	1770	1840	1770	1840								
	Aviara Parkway to Cassia Road	2-4/50/D	**	460	1600	1760	1820	1760	1820								
	Cassia Road to El Camino Real	4/50/D	**	**	1040	1670	1740	1670	1740								
El Camino Real to East of El Fuerte	4/50/D	**	**	1160	1690	1750	1690	1750									

Table 1: Roadway Service Volume Table - Specific Corridor (Continued)

E/W Streets	Facility Service Volume									Segment Service Volume								
	Roadway Limits	Roadway Classification	Peak Direction LOS Thresholds					Thresholds		Roadway Limits	A	B	C	D	E	LOS Standard ¹	Roadway Capacity	
			A	B	C	D	E	LOS Standard ¹	Roadway Capacity									
Alga Road	El Camino Real to Corintia Street	4/50/D	510	1660	1760	##	##	1760	1760									
	Corintia Street to Melrose Drive	4/50/D	**	**	1390	1700	1760	1700	1760									
La Costa Avenue	Piraeus Street to El Camino Real	4/55/D	**	1450	1700	##	##	1700	1700									
Olivenhain Road	Rancho Santa Fe Road to City Limits	3/50/D - EB	**	870	1550	1620	##	1620	1620									
		2/50/D - WB	**	1260	1810	1860	##	1860	1860									

** Indicates LOS cannot be achieved during peak hour.(e.g., signal spacing is too close to achieve smooth traffic flows even at low volumes).

Indicates the capacity jumps to LOS F because intersection capacities have been reached. (i.e., travel speeds quickly degrade to LOS F).

¹ - LOS Standard capacity indicates the highest acceptable LOS standard (LOS D or lower) for the roadway facility

Table 2: Roadway Service Volume Table - Generalized Data

Segment Capacity Threshold for Arterial Streets

Hourly Volume in Peak Direction

Lanes	Speed Limit	Median	B	C	D	E
1	35	Undivided	**	180	590	740
	35	Divided	**	190	630	780
2	35	Divided	**	520	1390	1540
	45	Divided	**	600	1560	1760
	50	Divided	**	850	1690	1820
3	55	Divided	**	1050	1800	1890
	35	Divided	**	680	2230	2540
	45	Divided	**	2040	2660	2700
	50	Divided	**	2360	2760	2800
4	55	Divided	390	2600	2870	2900
	45	Divided	**	2780	3560	3620

Segment Capacity Threshold for Industrial Streets

Hourly Volume in Peak Direction

Lanes	Speed Limit	Median	B	C	D	E
1	25	Undivided	**	110	450	560
	25	Divided	**	140	610	720
	35	Undivided	**	180	590	740
	35	Divided	**	190	630	780
	40	Undivided	**	216	708	888
	40	Divided	**	228	756	936

Hourly Volume in Both Direction

Lanes	Speed Limit	Median	B	C	D	E
2	35	Undivided	**	340	1100	1380
	35	Divided	**	360	1170	1450
4	35	Divided	**	970	2580	2860
	45	Divided	**	1120	2890	3260
	50	Divided	**	1580	3130	3380
	55	Divided	**	1950	3340	3500
5	55	Divided	**	3395	4343	4455
6	35	Divided	**	1260	4130	4720
	50	Divided	**	4380	5120	5180
	55	Divided	730	4820	5320	5360
7	45	Divided	**	4483	5785	5878

Hourly Volume in Both Direction

Lanes	Speed Limit	Median	B	C	D	E
2	25	Undivided	**	200	800	990
	25	Divided	**	250	1080	1270
	35	Undivided	**	340	1100	1380
	35	Divided	**	360	1170	1450
	40	Undivided	**	408	1320	1656
	40	Divided	**	432	1404	1740

Annual Average Daily Traffic

Lanes	Speed Limit	Median	B	C	D	E
2	35	Undivided	**	4200	13700	17200
	35	Divided	**	4400	14600	18100
4	35	Divided	**	12100	32200	35800
	45	Divided	**	13900	36200	40800
	50	Divided	**	19700	39200	42200
	55	Divided	**	24400	41700	43800
6	35	Divided	**	15800	51700	59000
	50	Divided	**	54700	63900	64800
	55	Divided	9100	60200	66500	67000

Annual Average Daily Traffic

Lanes	Speed Limit	Median	B	C	D	E
2	25	Undivided	**	2200	8900	11000
	25	Divided	**	2800	12000	14100
	35	Undivided	**	4200	13700	17200
	35	Divided	**	4400	14600	18100
	40	Undivided	**	5040	16440	20640
	40	Divided	**	5280	17520	21720

ARTPLAN 2012 Conceptual Planning Analysis

Project Information

Analyst		Arterial Name	Cannon Rd - ECR	Study Period	Kother
Date Prepared	6/13/2018 3:00:45 PM	From		Modal Analysis	Auto Only
Agency	Carlsbad	To	ECR	Program	ARTPLAN 2012
Area Type	Other Urbanized	Peak Direction	Southbound	Version Date	12/12/2012
Arterial Class	1				
File Name	R:\Shared With Me\STC Data\Projects\Rincon\20.0743_22.0743_CBAD Housing Element\06_Planning\Analysis\College Service Vol Calc\College_Cannon-ECR.xap				
User Notes					

Arterial Data

K	0.08	PHF	0.97	Control Type	CoordinatedActuated
D	0.54	% Heavy Vehicles	2	Base Sat. Flow Rate	1900

Automobile Intersection Data

Cross Street	Cycle Length	Thru g/C	Arr. Type	INT # Dir.Lanes	% Left Turns	% Right Turns	Left Turn Lanes	Left Turn Phasing	# Left Turn Lanes	LT Storage Length	Left g/C	Right Turn Lanes
Street A	130	0.45	4	2	11	15	Yes	Protected	1	235	0.15	No
Street B	130	0.45	4	2	11	15	Yes	Protected	1	235	0.15	No
Sunny Creek Rd	130	0.45	4	2	11	15	Yes	Protected	1	235	0.15	No
ECR	130	0.45	4	2	11	15	Yes	Protected	1	235	0.15	No

Automobile Segment Data

Segment #	Length	AADT	Hourly Vol.	SEG # Dir.Lanes	Posted Speed	Free Flow Speed	Median Type	On-Street Parking	Parking Activity
1 (to Street A)	1300	30000	1296	2	45	50	Restrictive	No	N/A
2 (to Street B)	1300	30000	1296	2	45	50	Restrictive	No	N/A
3 (to Sunny Creek Rd)	1600	30000	1296	2	45	50	Restrictive	No	N/A
4 (to ECR)	800	30000	1296	2	45	50	Restrictive	No	N/A

Automobile LOS

Segment #	Thru Mvmt Flow Rate	Adj. Sat. Flow Rate	v/c	Control Delay	Int. Approach LOS	Queue Ratio	Speed (mph)	Segment LOS			
1 (to Street A)	1189	3455	0.765	22.98	C	0.56	21.30	D			
2 (to Street B)	1189	3455	0.765	22.98	C	0.56	21.30	D			
3 (to Sunny Creek Rd)	1189	3455	0.765	22.98	C	0.56	23.78	C			
4 (to ECR)	1189	3455	0.765	22.98	C	0.56	15.81	E			
Arterial	0.9924	Weighted	0.45	FFS	103.59	Threshold	0.00	Auto	20.80	Auto	D

Length		g/C		Delay		Delay		Speed		LOS	
---------------	--	------------	--	--------------	--	--------------	--	--------------	--	------------	--

Automobile Service Volumes

Note: The maximum normally acceptable directional service volume for LOS E in Florida for this facility type and area type is 1000 veh/h/ln.

	A	B	C	D	E
Lanes	Hourly Volume In Peak Direction				
1	**	**	380	760	860
2	**	**	880	1670	1770
3	**	**	1420	2570	2680
4	**	**	1950	3460	3590
*	**	**	880	1670	1770
Lanes	Hourly Volume In Both Directions				
2	**	**	710	1410	1600
4	**	**	1630	3100	3280
6	**	**	2630	4760	4970
8	**	**	3620	6410	6650
*	**	**	1630	3100	3280
Lanes	Annual Average Daily Traffic				
2	**	**	8800	17600	20000
4	**	**	20400	38700	41000
6	**	**	32900	59500	62100
8	**	**	45200	80100	83200
*	**	**	20400	38700	41000

* Service Volumes for the specific facility being analyzed, based on # of lanes from the intersection and segment data screens.

** Cannot be achieved based on input data provided.

*** Not applicable for that level of service letter grade. See generalized tables notes for more details.

Under the given conditions, left turn lane storage is highly likely to overflow. The number of directional thru lanes should be reduced accordingly.

Facility weighted g/C exceeds normally acceptable upper range (0.5); verify that g/C inputs are correct.

Intersection capacity (ies) are exceeded for the full hour; an operational level analysis tool is more appropriate for this situation.

Appendix E: Fiscal Year 2021-2022 GMP Exempt Locations

Each of the previously exempt street facilities were monitored this cycle and evaluated against the vehicular LOS standard. The results of this evaluation are summarized in Table 14 below. No changes have occurred since the adoption of these resolutions that would warrant lifting exemptions for these street facilities.

Table 14: Vehicle LOS Exempt Street Facilities					Date of Exemption
Street Facility	From	To	LOS (AM/PM)	Meets LOS Standard?	
1. La Costa Avenue	Interstate-5	El Camino Real	B/C	Yes	Exempted with Adoption of the General Plan Mobility Element on Sept. 22, 2015
2. La Costa Avenue	El Camino Real	Interstate-5	F/B	No	
3. El Camino Real	Palomar Airport Road	Camino Vida Roble	C/C	Yes	
4. El Camino Real	Camino Vida Roble	Poinsettia Lane	B/C	Yes	
5. El Camino Real	Poinsettia Lane	Aviara Parkway/Alga Road	C/C	Yes	
6. El Camino Real	Aviara Parkway/Alga Road	La Costa Avenue	F/C	No	
7. El Camino Real	La Costa Avenue	Aviara Parkway/Alga Road	C/C	Yes	
8. El Camino Real	Aviara Parkway/Alga Road	Poinsettia Lane	C/C	Yes	
9. El Camino Real	Poinsettia Lane	Camino Vida Roble	C/C	Yes	
10. El Camino Real	Camino Vida Roble	Palomar Airport Road	C/D	Yes	
11. Palomar Airport Road	Avenida Encinas	Paseo del Norte	F/F	No	
12. Palomar Airport Road	Paseo del Norte	Armada Drive	D/C	Yes	
13. Palomar Airport Road	Armada Drive	College Boulevard/Aviara Parkway	C/C	Yes	
14. Palomar Airport Road	College Boulevard/Aviara Parkway	Armada Drive	C/C	Yes	
15. Palomar Airport Road	Armada Drive	Paseo del Norte	C/C	Yes	
16. Palomar Airport Road	Paseo del Norte	Avenida Encinas	F/F	No	
17. Palomar Airport Road	El Camino Real	El Fuerte Street	B/C	Yes	
18. Palomar Airport Road	El Fuerte Street	Melrose Drive	B/F	No	
19. Palomar Airport Road	Melrose Drive	El Fuerte Street	C/C	Yes	
20. Palomar Airport Road	El Fuerte Street	El Camino Real	C/C	Yes	
21. El Camino Real	Oceanside city limits	Marron Road	F/F	No	Dec. 17, 2019
22. El Camino Real	Marron Road	Oceanside city limits	E/F	No	
23. Melrose Drive	Vista city limits	Palomar Airport Road	E/E	No	
24. El Camino Real	Cannon Road	College Boulevard	B/B	Yes	Jun. 9, 2020
25. El Camino Real	College Boulevard	Cannon Road	B/F	No	
26. Cannon Road	El Camino Real	College Boulevard	D/E	No	
27. Cannon Road	College Boulevard	El Camino Real	E/D	No	
28. El Camino Real	Tamarack Avenue	Cannon Road	C/C	Yes	Nov. 3, 2020
29. College Boulevard	Carlsbad Village Drive	Oceanside City Limits	C/D	Yes	Jan. 12, 2021*
30. Cannon Road	Avenida Encinas	Paseo del Norte	E/E	No	
31. Cannon Road	Paseo del Norte	Avenida Encinas	E/F	No	
32. Aviara Parkway/Alga Road	Manzanita Street	El Camino Real	F/F	No	July 12, 2022
33. Aviara Parkway/Alga Road	El Camino Real	Manzanita Street	F/F	No	

*On January 12, 2021, City Council also exempted the remaining facility of Palomar Airport Road between Avenida Encinas to Paseo del Norte.