

Presented by:

Alanna Sullivan

Environmental Science Associates
asullivan@esassoc.com

March 9, 2021




Triennial Monitoring Summary Report

Carlsbad Habitat Management Plan
San Diego County, California



Purpose



- **Regulatory Tracking**
- **Management and Monitoring**
Summary of monitoring data and management actions



Find report at: [City of Carlsbad - Reports & Studies \(carlsbadca.gov\)](https://www.carlsbadca.gov/Reports-Studies)

Table 2. Priority Species Surveys Conducted on Actively Managed Preserves

Land manager	CDFW	CDFW	CDFW	CNLM	CDFW	CNLM	CDFW	CNLM	SDHC	CNLM	UC	SDHC	CNLM	CNLM	CNLM	Dudek	HOA	UC	Dudek	SDHC	CNLM	
Species	Agua Hedionda Lagoon ER	Batiquitos Lagoon ER	1-Ac Brodiaea Preserve	BV Creek ER	BV Lagoon ER	Calavera/Rob Ranch	Carlsbad Highlands ER	Carlsbad Oaks N	Carlsbad Raceway	City Preserves	City Ventures	Emerald Pointe	Encinas Ck	Kelly Ranch	La Costa Glen	Manzanita Partners ⁴	Morning Ridge	Poinsettia Place	Poinsettia Station	Quarry Creek	Rancho La Costa	
Upland Plant Species																						
San Diego thornmint	NP	NP	NP	NP	NP	2008-2012 ²	NP	2007-2020 ²	2017-2020 ²	NP	NP	2010, 2014-2020	NP	NP	NP	NP	NP	NP	NP	NP	2005-2020 ²	
Thread-leaved brodiaea	NP	NP	2015-2020	2011-2019 ²	NP	2006-2019 ²	2008, 2015, 2016	2007-2019 ²	NP	2010-2019 ²	NP	NP	NP	NP	NP	NP	NP	NP	NP	NP	2005-2019 ²	
Del Mar manzanita	NP	NP	NP	NP	NP	NP	NP	NP	NP	NP	NP	NP	NP	2009, 2014, 2017, 2018, 2019	2013, 2014, 2015, 2017	2005, 2013 ⁷	2008	2004, 2014, 2017, 2020	NP	NP	2005, 2008, 2014-2017	
Del Mar mesa sand aster	NP	NP	NP	NP	NP	NP	NP	NP	NP	NP	2014-2020	NP	NP	NP	2007, 2014-2017	1998, 2013 ⁷	NP	NP	NP	NP	NP	
Encinitas baccharis	NP	NP	NP	NP	NP	NP	NP	NP	NP	NP	NP	NP	NP	NP	2013, 2014, 2015	NP	NP	NP	NP	NP	NP	
Orcutt's hazardia	NP	NP	NP	NP	NP	NP	NP	NP	NP	NP	NP	NP	NP	2004-2014, 2016, 2017-2020 ^{2,3,5}	NP	NP	NP	NP	NP	NP	2004-2017-2020 ^{2,3}	
Vernal Pool Species																						
California Orcutt grass	Vernal pools do not occur on these preserves								NP	Vernal pools do not occur on these preserves						NP	Vernal pools do not occur on these preserves		2019, 2020	Vernal pools do not occur on these preserves		
Little mouselail	Vernal pools do not occur on these preserves								NP	Vernal pools do not occur on these preserves						NP	Vernal pools do not occur on these preserves		NP	Vernal pools do not occur on these preserves		
San Diego button-celery	Vernal pools do not occur on these preserves								NP	Vernal pools do not occur on these preserves						2016-2020	Vernal pools do not occur on these preserves		2019, 2020	Vernal pools do not occur on these preserves		
Spreading navarretia	Vernal pools do not occur on these preserves								NP	Vernal pools do not occur on these preserves						NP	Vernal pools do not occur on these preserves		2019, 2020	Vernal pools do not occur on these preserves		
Riverside fairy shrimp	Vernal pools do not occur on these preserves								NP	Vernal pools do not occur on these preserves						NP	Vernal pools do not occur on these preserves		2019, 2020	Vernal pools do not occur on these preserves		
San Diego fairy shrimp	Vernal pools do not occur on these preserves								NP	Vernal pools do not occur on these preserves						2016-2017, 2019-2020	Vernal pools do not occur on these preserves		2020	Vernal pools do not occur on these preserves		
Lagoon/Coastal Species																						
Belding's savannah sparrow	1973-2015 ^{1,6}	1973-2015 ^{1,6}			1973-2015 ^{1,6}	Lagoon species do not occur on these preserves																
California least tern	not surveyed	2001-2016 ²			not surveyed	Lagoon species do not occur on these preserves																
Western snowy plover	2001-2017 ²	2001-2017 ²			2001-2017 ²	Lagoon species do not occur on these preserves																
Light-Ridgway's rail	2000-2020 ²	2000-2020 ²			2000-2020 ²	Lagoon species do not occur on these preserves																
Riparian Bird Species																						
Least Bell's vireo	2008	NSI	NP	2008, 2009, 2010, 2014, 2016, 2018, 2020	NSI	2008, 2009, 2013, 2014, 2017, 2018, 2019, 2020 ⁶	NSI	NP	NP	2009, 2010, 2011, 2014, 2016, 2019	NP	NP	2008-2020 ²	NP	NP	NP	NP	NP	NP	2016, 2019	2014, 2019, 2020	
SW willow flycatcher	NSI	NSI	NP	2008, 2009, 2010, 2014	NSI	2008, 2009, 2013, 2014	NSI	NP	NP	2009, 2010, 2011, 2014, 2016, 2019	NP	NP	2008-2011 ²	NP	NP	NP	NP	NP	NP	NP	NP	
Upland Bird Species																						
California gnatcatcher	2008, 2010, 2013	2008, 2010, 2013	NP	2008, 2010, 2013	NSI	2007, 2010, 2013, 2015, 2016	2008, 2010, 2013, 2018, 2019	2007, 2010, 2013	2014	2011, 2013, 2018	2013, 2017, 2020	2009, 2012	2008-2020	2003-2007, 2010, 2013	2013, 2017, 2020 ⁶	2016	2005, 2013, 2018	2013, 2017, 2020	NP	2016	2005, 2007, 2010, 2013, 2018	

NP = Not present

NSI - No survey information

¹ Every 5 years
² Annually
³ Transplanted population
⁴ Vernal pools burned in 2014 fire
⁵ Year missed due to staff attrition
⁶ 2020 missed due to Covid
⁷ Every 10 years

What information is presented?

MHCP Critical Locations and Populations

Long-Term Monitoring

Status

Major Threats

Management Actions Conducted to Protect the Species



Coastal California Gnatcatcher

Monitoring Results

2010

85 pairs
127 territories
1,500 acres surveyed
CAGN observed in almost
all areas surveyed

2013

125 pairs
155 territories
1,500 acres surveyed
CAGN observed in almost
all areas surveyed




Well-distributed throughout habitat; locally stable

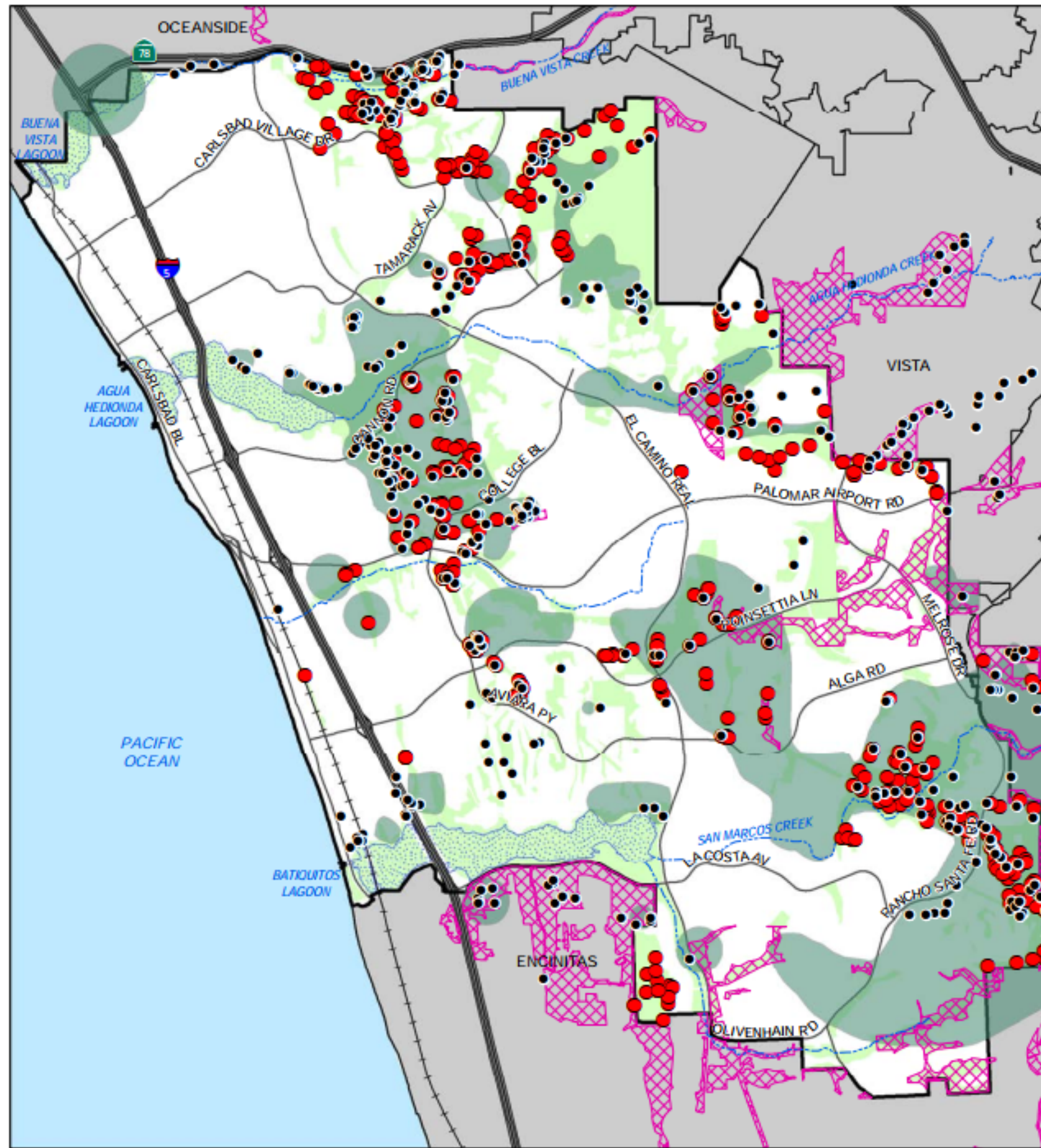
Threats include: habitat degradation (fire, invasive plants)

Managed via habitat management





Current Status of Coastal California Gnatcatcher



USFWS Occurrence:

- Coastal California Gnatcatcher

HMP Database:

- Coastal California Gnatcatcher

USFWS Critical Habitat:

- ▨ Coastal California Gnatcatcher

CNDDB Occurrence:

- Coastal California Gnatcatcher

Existing and Proposed Hardline Preserve



0 Feet
6,400



Thank you for
your hard
work!

