

EXHIBIT 4

CITY OF CARLSBAD

San Diego County

California

**CONTRACT DOCUMENTS,
GENERAL PROVISIONS, AND
SUPPLEMENTAL PROVISIONS**

FOR

**FY 2020-21 ADA
IMPROVEMENT PROGRAM**

CONTRACT NO. 6049-21

BID NO. PWS21-1514TRAN



TABLE OF CONTENTS

<u>Item</u>	<u>Page</u>
Notice Inviting Bids	7
Contractor's Proposal.....	14
Bid Security Form	21
Bidder's Bond to Accompany Proposal	22
Guide for Completing the "Designation of Subcontractors" Form	23
Designation of Subcontractor and Amount of Subcontractor's Bid Items	25
Bidder's Statement of Technical Ability and Experience.....	26
Bidder's Certificate of Insurance for General Liability, Employers' Liability, Automotive Liability and Workers' Compensation	27
Bidder's Statement Re Debarment.....	28
Bidder's Disclosure of Discipline Record	29
Noncollusion Declaration to Be Executed by Bidder and Submitted with Bid.....	31
Contract Public Works.....	32
Labor and Materials Bond	39
Faithful Performance/Warranty Bond	41
Optional Escrow Agreement for Surety Deposits in Lieu of Retention	43



GENERAL PROVISIONS

Section 1	Terms, Definitions, Abbreviations and Symbols	
1-1	Terms	46
1-2	Definitions	46
1-3	Abbreviations	50
1-4	Units of Measure.....	53
1-5	Symbols.....	54
Section 2	Scope and Control of The Work	
2-1	Award and Execution of Contract.....	55
2-2	Assignment.....	55
2-3	Subcontracts.....	55
2-4	Contract Bonds	56
2-5	Plans and Specifications	57
2-6	Work to be Done	61
2-7	Subsurface Data	61
2-8	Right-of-Way.....	61
2-9	Surveying.....	61
2-10	Authority of Board and Engineer	66
2-11	Inspection	66
Section 3	Changes in Work	
3-1	Changes Requested by the Contractor	67
3-2	Changes Initiated by the Agency.....	67
3-3	Extra Work.....	68
3-4	Changed Conditions	71
3-5	Disputed Work	72
Section 4	Control of Materials	
4-1	Materials and Workmanship.....	78
4-2	Materials Transportation, Handling and Storage	82
Section 5	Utilities	
5-1	Location	83
5-2	Protection	83
5-3	Removal	84
5-4	Relocation.....	84
5-5	Delays.....	85
5-6	Cooperation	85
Section 6	Prosecution, Progress and Acceptance of the Work	
6-1	Construction Schedule and Commencement of Work.....	86
6-2	Prosecution of Work.....	87
6-3	Suspension of Work.....	88
6-4	Default by Contractor	88
6-5	Termination of Contract.....	89
6-6	Delays and Extensions of Time.....	89
6-7	Time of Completion.....	90
6-8	Completion, Acceptance, and Warranty	91



6-9	Liquidated Damages	91
6-10	Use of Improvement During Construction	91
Section 7	Responsibilities of the Contractor	
7-1	Contractor's Equipment and Facilities	93
7-2	Labor	93
7-3	Liability Insurance	93
7-4	Workers' Compensation Insurance	93
7-5	Permits	94
7-6	The Contractor's Representative.....	94
7-7	Cooperation and Collateral Work	94
7-8	Project Site Maintenance	95
7-9	Protection and Restoration of Existing Improvements	97
7-10	Public Convenience and Safety	97
7-11	Patent Fees or Royalties.....	104
7-12	Advertising	104
7-13	Laws to be Observed	104
7-14	Antitrust Claims.....	104
Section 8	Facilities for Agency Personnel	
8-1	General.....	106
Section 9	Measurement and Payment	
9-1	Measurement of Quantities for Unit Price Work	107
9-2	Lump Sum Work	107
9-3	Payment	107
9-4	Bid Item Descriptions	111



SUPPLEMENTAL PROVISIONS TO PARTS 2, 3, 4, 6 AND 7 OF THE SSPWC

PART 2 CONSTRUCTION MATERIALS

Section 200	Rock Materials	
200-2	Untreated Base Materials.....	116
Section 201	Concrete, Mortar and Related Materials	
201-1	Portland Cement Concrete	117
201-3	Expansion Joint Filler and Joint Sealants.....	118
Section 203	Bituminous Materials	
203-6	Asphalt Concrete	119
Section 206	Miscellaneous Metal Items	
206-7	Traffic Signs.....	120
206-8	Light Gage Steel Tubing and Connectors	122
206-9	Portable Changeable Message Sign.....	123
Section 207	Pipe	
207-2	Reinforced Concrete Pipe	125
207-26	Underground Utility Marking.....	125
Section 210	Paint and Protective Coatings	
210-1	Paint	126
Section 213	Engineering Geosynthetics	
213-5	Geotextiles and Geogrids.....	127
Section 214	Traffic Striping, Curb and Pavement Markings, and Pavement Markers	
214-4	Paint for Striping and Marking.....	127
214-6	Pavement Markers.....	128

PART 3 CONSTRUCTION METHODS

Section 300	Earthwork	
300-1	Clearing and Grubbing.....	129
300-2	Unclassified Excavation	129
300-12	Storm Water Pollution Prevention Plan	130
Section 301	Subgrade Preparation, Treated Soil and Placement of Base Materials	
301-1	Subgrade Preparation.....	132
Section 302	Roadway Surfacing	
302-5	Asphalt Concrete Pavement	133
302-15	Scheduling, Public Conveyance and Traffic Control.....	134
Section 303	Concrete and Masonry Construction	
303-1	Concrete Structures	135
303-2	Air-Placed Concrete.....	135
303-5	Concrete Curbs, Walks, Gutters, Cross Gutters, Alley Intersections, Access Ramps, And Driveways	135
303-6	Stamped Concrete	137



303-7	Colored Concrete.....	138
Section 306 Underground Conduit Construction		
306-3	Trench Excavation	139
306-7	Prefabricated Gravity Pipe	142
306-12	Backfill	142
306-13	Trench Resurfacing.....	142
306-15	Payment	143
Section 314 Traffic Striping, Curb and Pavement Markings, and Pavement Markers		
314-4	Application of Traffic Striping and Curb and Pavement Markings	143
314-5	Pavement Markers.....	144
PART 4 EXISTING IMPROVEMENTS		
Section 401 Removals		
401-3	Concrete and Masonry Improvements	145
PART 6 TEMPORARY TRAFFIC CONTROL DEVICES		
Section 601 Temporary Traffic Control for Construction and Maintenance Work Zones		
601-2	Temporary Traffic Control Plan (TCP)	146
601-3	Temporary Traffic Control (TTC) Zone Devices	146
601-4	Temporary Traffic Striping and Pavement Markings.....	149
PART 7 STREET LIGHTING AND TRAFFIC SIGNALS		
Section 701 Construction		
701-11	Pull Boxes.....	150
701-17	Traffic Signal Construction	151
PART 8 LANDSCAPE AND IRRIGATION		
Section 801 Installation		
801-1	General.....	152

APPENDICES

- A – Door Hanger
- B – Standard Plans
- C – Tier 2 SWPPP Template



CITY OF CARLSBAD, CALIFORNIA

NOTICE INVITING BIDS

Until 11 a.m. on July 8, 2021, the City shall accept bids via electronic format via the City of Carlsbad Electronic Bidding Site, PlanetBids, which may be accessed at <https://www.carlsbadca.gov/services/depts/finance/contracting/default.asp>, for performing the work as follows: removal and replacement of curb ramps, spandrels, cross gutters, concrete curb ramp lip grinding, and installing detectable warning surfaces throughout the Village of Carlsbad

FY 2020-21 ADA IMPROVEMENT PROGRAM CONTRACT NO. 6049-21 PWS21-1514TRAN

ELECTRONIC FORMAT RECEIPT AND OPENING OF BIDS: Bids will be received in electronic format (eBids) EXCLUSIVELY at the City of Carlsbad's electronic bidding (eBidding) site, at: <https://www.carlsbadca.gov/services/depts/finance/contracting/default.asp> and are due by the date and time shown on the cover of this solicitation.

BIDDERS MUST BE PRE-REGISTERED with the City's bidding system and possess a system-assigned Digital ID in order to submit an electronic bid.

The City's electronic bidding (eBidding) system will automatically track information submitted to the site including IP addresses, browsers being used and the URLs from which information was submitted. In addition, the City's bidding system will keep a history of every login instance including the time of login, and other information about the user's computer configuration such as the operating system, browser type, version, and more. Because of these security features, Bidders who disable their browsers' cookies will not be able to log in and use the City's bidding system.

The City's electronic bidding system is responsible for bid tabulations. Upon the bidder's or proposer's entry of their bid, the system will ensure that all required fields are entered. The system will not accept a bid for which any required information is missing. This includes all necessary pricing, subcontractor listing(s) and any other essential documentation and supporting materials and forms requested or contained in these solicitation documents.

BIDS REMAIN SEALED UNTIL DUE DATE AND TIME.

eBids are transmitted into the City's bidding system via hypertext transfer protocol secure (https) mechanism using SSL 128-256-bit security certificates issued from Verisign/Thawte which encrypts data being transferred from client to server. Bids submitted prior to the Due Date and Time are not available for review by anyone other than the submitter, who will have until the Due Date and Time to change, rescind or retrieve its bid should they desire to do so.

BIDS MUST BE SUBMITTED BY DUE DATE AND TIME.

Once the deadline is reached, no further submissions are accepted into the system. Once the Due Date and Time has passed, bidders, proposers, the general public, and City staff are able to immediately see the results online. City staff may then begin reviewing the submissions for responsiveness, compliance and other issues.



RECAPITULATION OF THE WORK.

Bids shall not contain any recapitulation of the Work. Conditional Bids may be rejected as being non-responsive. Alternative proposals will not be considered unless called for.

BIDS MAY BE WITHDRAWN by the Bidder prior to, but not after, the time set as Due Date and Time.

Important Note: Submission of the electronic bid into the system may not be instantaneous. Due to the speed and capabilities of the user's internet service provider (ISP), bandwidth, computer hardware and other variables, it may take time for the bidder's submission to upload and be received by the City's eBidding system. It is the bidder's sole responsibility to ensure their bids are received on time by the City's eBidding system. The City of Carlsbad is not responsible for bids that do not arrive by the Due Date and Time.

ELECTRONIC SUBMISSIONS CARRY FULL FORCE AND EFFECT.

The Bidder, by submitting their electronic proposal, agrees to and certifies under penalty of perjury under the laws of the State of California, that the certification, forms and affidavits submitted as part of this proposal are true and correct. The bidder, by submitting its electronic bid, acknowledges that doing so carries the same force and full legal effect as a paper submission with a longhand (wet) signature. By submitting an electronic bid, the bidder certifies that the bidder has thoroughly examined and understands the entire Contract Documents (which consist of the plans and specifications, drawings, forms, affidavits and the solicitation documents), and that by submitting the eBid as its bid proposal, the bidder acknowledges, agrees to and is bound by the entire Contract Documents, including any addenda issued thereto, and incorporated by reference in the Contract Documents.

BIDS ARE PUBLIC RECORDS

Upon receipt by the City, bids shall become public records subject to public disclosure. It is the responsibility of the Bidder to clearly identify any confidential, proprietary, trade secret or otherwise legally privileged information contained within the proposal's General references to sections of the California Public Records Act (PRA) will not suffice. If the Bidder does not provide applicable case law that clearly establishes that the requested information is exempt from the disclosure requirements of the PRA, the City shall be free to release the information when required in accordance with the PRA, pursuant to any other applicable law, or by order of any court or government agency, and the Bidder agrees to hold the City harmless for any such release of this information.

This bid and the terms of the Contract Documents and Supplemental Provisions constitute an irrevocable offer that shall remain valid and in full force for a period of 90 days and such additional time as may be mutually agreed upon by the City of Carlsbad and the Bidder.

INSTRUCTIONS TO BIDDERS AND BID REQUIREMENTS

This bid and the terms of the Contract Documents and General Provisions constitute an irrevocable offer that shall remain valid and in full force for a period of 90 days and such additional time as may be mutually agreed upon by the City of Carlsbad and the Bidder.

No bid will be received unless it is made on a proposal form furnished by the Purchasing Department. Each bid must be accompanied by security in a form and amount required by law. The bidder's security of the second and third next lowest responsive bidders may be withheld until the Contract has been fully executed. The security submitted by all other unsuccessful bidders shall be returned to them, or deemed void, within ten (10) days after the Contract is awarded. Pursuant



to the provisions of law (Public Contract Code section 10263), appropriate securities may be substituted for any obligation required by this notice or for any monies withheld by the City to ensure performance under this Contract. Section 10263 of the Public Contract Code requires monies or securities to be deposited with the City or a state or federally chartered bank in California as the escrow agent. The escrow agent shall maintain insurance to cover negligent acts and omissions of the agent in connection with the handling of retentions under this section in an amount not less than \$100,000 per contract.

The City of Carlsbad may disqualify a contractor or subcontractor from participating in bidding when a contractor or subcontractor has been debarred by the City of Carlsbad or another jurisdiction in the State of California as an irresponsible bidder.

The work shall be performed in strict conformity with the plans, provisions, and specifications as approved by the City Council of the City of Carlsbad on file with the City Clerk's Office. The specifications for the work include City of Carlsbad Technical Specifications and the Standard Specifications for Public Works Construction 2021 edition and the supplements thereto as published by the "Greenbook" Committee of Public Works Standards, Inc., all hereinafter designated "SSPWC", as amended. Specification Reference is hereby made to the plans and specifications for full particulars and description of the work. The General Provisions (Part 1) of the SSPWC do not apply and have been replaced with the General Provisions herein.

The City of Carlsbad encourages the participation of minority and women-owned businesses.

The City of Carlsbad encourages all bidders, suppliers, manufacturers, fabricators and contractors to utilize recycled and recyclable materials when available, appropriate and approved by the Engineer.

BID DOCUMENTS

The bid documents comprise the following documents which must be completed and properly executed including notarization, where indicated.

1. Contractor's Proposal
2. Bidder's Bond (at time of Bid submit PDF copy via PlanetBids / All Bidders). Bid Bond (Original) within two (2) business days of bid Opening / three (3) Apparent Low Bidders.
3. Noncollusion Declaration
4. Designation of Subcontractor and Amount of Subcontractor's Bid
5. Bidder's Statement of Technical Ability and Experience
6. Acknowledgement of Addendum(a)
7. Certificate of Insurance. The riders covering the City, its officials, employees and volunteers may be omitted at the time of bid submittal but shall be provided by the Bidder prior to award of this contract.
8. Bidder's Statement Re Debarment
9. Bidder's Disclosure of Discipline Record
10. Escrow Agreement for Security Deposits - (optional, must be completed if the Bidder wishes to use the Escrow Agreement for Security)

BIDDER'S GUARANTEE OF GOOD FAITH (BID SECURITY)

At the time of bid submission, bidders must upload and submit an electronic PDF copy of the aforementioned bid security. Whether in the form of a cashier's check, a properly certified check or an approved corporate surety bond payable to the City of Carlsbad, the bid security must be



uploaded to the City's eBidding system. Within two (2) business days after the bid opening date, the first three (3) apparent low bidders must provide the City with the original bid security.

Failure to submit the electronic version of the bid security at time of bid submission shall cause the bid to be rejected and deemed **non-responsive**. Only the three (3) apparent low-bidders are required to submit original bid security to the city within two (2) business days after bid opening date. Failure to provide the original within two (2) business days may deem the bidder **non-responsive**.

Due to COVID-19, the City of Carlsbad offices are closed to the Public. Bidder's Bid Bond (Original) will be accepted **via USPS, UPS or any other courier service during regular business hours**.

ENGINEER'S ESTIMATE:

All bids will be compared on the basis of the Engineer's Estimate. The estimated quantities are approximate and serve solely as a basis for the comparison of bids. The Engineer's Estimate is seven hundred thirty-three thousand four hundred thirty-nine dollars (\$733,439).

TIME OF COMPLETION:

The contractor shall complete the Work within the time set in the contract as defined in the General Provisions Section 6-7.

SPECIALTY CONTRACTORS: ACCEPTABLE LICENSE TYPES

Except as provided herein a bid submitted to the City by a Contractor who is not licensed as a contractor pursuant to the Business and Professions Code shall be considered nonresponsive and shall be rejected by the City. In all contracts where federal funds are involved, no bid submitted shall be invalidated by the failure of the bidder to be licensed in accordance with California law. Where federal funds are involved the contractor shall be properly licensed at the time the contract is awarded. In all other cases the contractor shall state their license number, expiration date and classification in the proposal, under penalty of perjury. This invitation to bid does not involve federal funds. The following classifications are acceptable for this contract: **A –General Engineering**.

ESCROW AGREEMENT

If the Contractor intends to utilize the escrow agreement included in the contract documents in lieu of the usual 5% retention from each payment, these documents must be completed and submitted with the signed contract. The escrow agreement may not be substituted at a later date.

OBTAINING PLANS AND SPECIFICATIONS

Sets of plans, various supplemental provisions, and Contract documents may be obtained from the City's website <http://www.carlsbadca.gov/services/depts/finance/contracting/bids.asp>. Paper copies will not be sold.

INTENT OF PLANS AND SPECIFICATIONS

Any prospective bidder who is in doubt as to the intended meaning of any part of the drawings, specifications or other contract documents, or finds discrepancies in or omissions from the drawings and specifications may submit to the Engineer a written request for clarification or correction. Any response will be made only by a written addendum duly issued by the Engineer a copy of which will be mailed or delivered to each person receiving a set of the contract documents. No oral response will be made to such inquiry. **Prior to the award of the contract, no addition to,**



modification of or interpretation of any provision in the contract documents will be given by any agent, employee or contractor of the City of Carlsbad except as hereinbefore specified. No bidder may rely on directions given by any agent, employee or contractor of the City of Carlsbad except as hereinbefore specified.

BIDDER'S INQUIRIES

Questions on the bid documents during the bid period shall be submitted in writing, via email, solely to:

Graham Jordan, Contract Administrator
graham.jordan@carlsbadca.gov

Questions shall be definite and certain and shall reference applicable drawing sheets, notes, details or specification sheets.

The cutoff date to submit questions regarding this project is 5 p.m. on June 25, 2021. No questions will be entertained after this date.

The answers to questions submitted during the bidding period will be published in an addendum and provided to those bidding the project by July 1, 2021.

REJECTION OF BIDS

The City of Carlsbad reserves the right to reject any or all bids and to waive any minor irregularity or informality in such bids.

PREVAILING WAGE TO BE PAID

The general prevailing rate of wages for each craft or type of worker needed to execute the Contract shall be those as determined by the Director of Industrial Relations pursuant to the sections 1770, 1773, and 1773.1 of the Labor Code. Pursuant to section 1773.2 of the Labor Code, a current copy of applicable wage rates is on file in the Office of the City Engineer. The Contractor to whom the Contract is awarded shall not pay less than the said specified prevailing rates of wages to all workers employed by him or her in the execution of the Contract.

The Prime Contractor shall be responsible for insuring compliance with provisions of section 1777.5 of the Labor Code and section 4100 et seq. of the Public Contracts Code, "Subletting and Subcontracting Fair Practices Act." The City Engineer is the City's "duly authorized officer" for the purposes of section 4107 and 4107.5.

The provisions of Part 7, Chapter 1, of the Labor Code commencing with section 1720 shall apply to the Contract for work.

A contractor or subcontractor shall not be qualified to bid on, be listed in a bid proposal, subject to the requirements of Section 4104 of the Public Contract Code or engage in the performance of any contract for public work, unless currently registered and qualified to perform public work pursuant to Section 1725.5. This project is subject to compliance monitoring and enforcement by the Department of Industrial Relations.

The Prime Contractor and all subcontractors shall comply with Section 1776 of the Labor Code, which generally requires keeping accurate payroll records, verifying and certifying payroll records, and making them available for inspection. Contractor shall require all subcontractors to comply with Section 1776.



PRE-BID MEETING

A pre-bid meeting and tour of the project locations will not be held.

UNIT PRICES AND COMPUTATION OF BIDS

All bids are to be computed on the basis of the given estimated quantities of work, as indicated in this proposal, times the unit price as submitted by the bidder.

ADDENDA

Bidders are advised to verify the issuance of all addenda and receipt thereof one day prior to bidding. Submission of bids without acknowledgment of addenda may be cause of rejection of bid.

BOND AND INSURANCE REQUIREMENTS

The Contractor shall provide bonds to secure faithful performance and warranty of the work in an amount equal to one hundred percent (100%) of the Contract price on this project. The Contractor shall provide bonds to secure payment of laborers and materials suppliers, in an amount equal to one hundred percent (100%) of the total amount payable by the terms of the contract. These bonds shall be kept in full force and effect during the course of this project and shall extend in full force and effect and be retained by the City until they are released as stated in the General Provisions section of this contract. All bonds are to be placed with a surety insurance carrier admitted and authorized to transact the business of insurance in California and whose assets exceed their liabilities in an amount equal to or in excess of the amount of the bond. The bonds are to be accompanied by the following documents:

- 1) An original, or a certified copy, of the unrevoked appointment, power of attorney, by laws, or other instrument entitling or authorizing the person who executed the bond to do so.
- 2) A certified copy of the certificate of authority of the insurer issued by the insurance commissioner.

If the bid is accepted, the City may require copies of the insurer's most recent annual statement and quarterly statement filed with the Department of Insurance pursuant to Article 10 (commencing with section 900) of Chapter 1 of Part 2 of Division 1 of the Insurance Code, within 10 calendar days of the insurer's receipt of a request to submit the statements.

Insurance is to be placed with insurers that:

- 1) Have a rating in the most recent Best's Key Rating Guide of at least A-:VII
- 2) Are admitted and authorized to transact the business of insurance in the State of California by the Insurance Commissioner.

Auto policies offered to meet the specification of this contract must:

- 1) Meet the conditions stated above for all insurance companies.
- 2) Cover any vehicle used in the performance of the contract, used onsite or offsite, whether owned, non-owned or hired, and whether scheduled or non-scheduled.

Workers' compensation insurance required under this contract must be offered by a company meeting the above standards with the exception that the Best's rating condition is waived. The City does accept policies issued by the State Compensation Fund meeting the requirement for workers' compensation insurance.

The Contractor shall be required to maintain insurance as specified in the Contract. Any additional cost of said insurance shall be included in the bid price.

The award of the contract by the City Council is contingent upon the Contractor submitting the required bonds and insurance, as described in the contract, within twenty days of bid opening. If the Contractor fails to comply with these requirements, the City may award the contract to the second or third lowest bidder and the bid security of the lowest bidder may be forfeited.



BUSINESS LICENSE

The prime contractor and all subcontractors are required to have and maintain a valid City of Carlsbad Business License for the duration of the contract.

Approved by the City Council of the City of Carlsbad, California, by Resolution No. XXXX, adopted on the 8th day of June 2021.

June 9, 2021

Date

Graham Jordan, Deputy Clerk



CITY OF CARLSBAD

FY 2020-21 ADA IMPROVEMENT PROGRAM CONTRACT NO. 6049-21

CONTRACTOR'S PROPOSAL

City Council
 City of Carlsbad
 1200 Carlsbad Village Drive
 Carlsbad, California 92008

The undersigned declares he/she has carefully examined the location of the work, read the Notice Inviting Bids, examined the Plans, Specifications, General Provisions, Contract Documents, and addenda thereto, and hereby proposes to furnish all labor, materials, equipment, transportation, and services required to do all the work to complete Contract No. 6049-21 in accordance with the Plans, Specifications, General Provisions, Contract Documents, and addenda thereto and that he/she will take in full payment therefore the following unit prices for each item complete, to wit:

<u>Item No.</u>	<u>Description</u>	<u>Approximate Quantity and Unit</u>	<u>Unit Price (Figures)</u>	<u>Total Amount (Figures)</u>
1	Mobilization (not to exceed 10%) <hr/> (Price in Words)	1 LS		\$ _____
2	Tier 2 SWPPP Preparation, Implementation, and Maintenance <hr/> (Price in Words)	1 LS		\$ _____
3	Traffic Control Plan Preparation, Implementation, and Maintenance <hr/> (Price in Words)	1 LS		\$ _____
4	Type A-1 Curb Ramp per SDRSD G-28 <hr/> (Unit Price in Words)	61 EA	\$ _____	\$ _____



<u>Item No.</u>	<u>Description</u>	<u>Approximate Quantity and Unit</u>	<u>Unit Price (Figures)</u>	<u>Total Amount (Figures)</u>
5	Type B-1 Curb Ramp per SDRSD G-28	3 EA	\$ _____	\$ _____
	(Unit Price in Words)			
6	Type C Curb Ramp per SDRSD G-29	18 EA	\$ _____	\$ _____
	(Unit Price in Words)			
7	Type D Curb Ramp per SDRSD G-31	8 EA	\$ _____	\$ _____
	(Unit Price in Words)			
8	3'X4' Truncated Domes	4 EA	\$ _____	\$ _____
	(Unit Price in Words)			
9	Grind Concrete Ramp Lip Per Detail A	16 LF	\$ _____	\$ _____
	(Unit Price in Words)			
10	4" P.C.C. Sidewalk per SDRSDs G-7, G-9, G-10 & G-11	1,850 SF	\$ _____	\$ _____
	(Unit Price in Words)			
11	Sidewalk Overlaid with Pavers and Brick	90 SF	\$ _____	\$ _____
	(Unit Price in Words)			



<u>Item No.</u>	<u>Description</u>	<u>Approximate Quantity and Unit</u>	<u>Unit Price (Figures)</u>	<u>Total Amount (Figures)</u>
12	Spandrel/Cross Gutter per SDRSD G-12	7,000 SF	\$ _____	\$ _____
	(Unit Price in Words)			
13	Exposed Aggregate, Stamped and Colored Concrete	60 SF	\$ _____	\$ _____
	(Unit Price in Words)			
14	2" AC Grind and Overlay	23 TON	\$ _____	\$ _____
	(Unit Price in Words)			
15	3" PVC Sidewalk Underdrain at Ramp #265 and Ramp #269	2 EA	\$ _____	\$ _____
	(Unit Price in Words)			
16	Pedestrian Barricade at Ramp #732	1 EA	\$ _____	\$ _____
	(Unit Price in Words)			
17	Striping and Signing Relocation	1 LS		\$ _____
	(Unit Price in Words)			
18	Replace Existing Pull Boxes	19 EA	\$ _____	\$ _____
	(Unit Price in Words)			



<u>Item No.</u>	<u>Description</u>	<u>Approximate Quantity and Unit</u>	<u>Unit Price (Figures)</u>	<u>Total Amount (Figures)</u>
19	Adjust Pedestrian Push Button at Ramp #406 & Ramp #4908	2 EA	\$ _____	\$ _____
	_____ (Unit Price in Words)			
20	Class 2 Aggregate Base	125 TON	\$ _____	\$ _____
	_____ (Unit Price in Words)			
21	Relocate Existing Fence at Ramp #3708	30 LF	\$ _____	\$ _____
	_____ (Unit Price in Words)			
22	Monument Perpetuation	29 EA	\$ _____	\$ _____
	_____ (Unit Price in Words)			
23	6" Type G-2 Curb and Gutter per SDRSD G-2	220 LF	\$ _____	\$ _____
	_____ (Unit Price in Words)			
24	Adjust Existing Gas Valve at RAMP #416	1 EA	\$ _____	\$ _____
	_____ (Unit Price in Words)			
25	Record Drawing	1 LS	\$ _____	\$ _____
	_____ (Price in Words)			

Total amount of bid in words: _____

Total amount of bid in numbers: \$ _____



Price(s) given above are firm for 90 days after date of bid opening.

Addendum(a) No(s). _____ has/have been received and is/are included in this proposal.

The Undersigned has carefully checked all of the above figures and understands that the City will not be responsible for any error or omission on the part of the Undersigned in preparing this bid.

The Undersigned agrees that in case of default in executing the required Contract with necessary bonds and insurance policies within twenty (20) days from the date of award of Contract by the City Council of the City of Carlsbad, the City may administratively authorize award of the contract to the second or third lowest bidder and the bid security of the lowest bidder may be forfeited.

The Undersigned bidder declares, under penalty of perjury, that the undersigned is licensed to do business or act in the capacity of a contractor within the State of California, validly licensed under license number _____, classification _____ which expires on _____, and Department of Industrial Relations PWC registration number _____ which expires on _____, and that this statement is true and correct and has the legal effect of an affidavit.

A bid submitted to the City by a Contractor who is not licensed as a contractor pursuant to the Business and Professions Code shall be considered nonresponsive and shall be rejected by the City § 7028.15(e). In all contracts where federal funds are involved, no bid submitted shall be invalidated by the failure of the bidder to be licensed in accordance with California law. However, at the time the contract is awarded, the contractor shall be properly licensed.

The Undersigned bidder hereby represents as follows:

1. That no Council member, officer agent, or employee of the City of Carlsbad is personally interested, directly or indirectly, in this Contract, or the compensation to be paid hereunder; that no representation, oral or in writing, of the City Council, its officers, agents, or employees has inducted him/her to enter into this Contract, excepting only those contained in this form of Contract and the papers made a part hereof by its terms; and
2. That this bid is made without connection with any person, firm, or corporation making a bid for the same work, and is in all respects fair and without collusion or fraud.

Accompanying this proposal is _____ (Cash, Certified Check, Bond or Cashier's Check) for ten percent (10%) of the amount bid.

The Undersigned is aware of the provisions of section 3700 of the Labor Code which requires every employer to be insured against liability for workers' compensation or to undertake self-insurance in accordance with the provisions of that code and agrees to comply with such provisions before commencing the performance of the work of this Contract and continue to comply until the contract is complete.

The Undersigned is aware of the provisions of the Labor Code, Part 7, Chapter 1, Article 2, relative to the general prevailing rate of wages for each craft or type of worker needed to execute the Contract and agrees to comply with its provisions.



IF A SOLE OWNER OR SOLE CONTRACTOR SIGN HERE:

(1) Name under which business is conducted _____

(2) Signature (given and surname) of proprietor _____

(3) Place of Business _____
(Street and Number)
City and State _____

(4) Zip Code _____ Telephone No. _____

(5) E-Mail _____

IF A PARTNERSHIP, SIGN HERE:

(1) Name under which business is conducted _____

(2) Signature (given and surname and character of partner) (Note: Signature must be made by a general partner)

(3) Place of Business _____
(Street and Number)
City and State _____

(4) Zip Code _____ Telephone No. _____

(5) E-Mail _____



IF A CORPORATION, SIGN HERE:

(1) Name under which business is conducted _____

(2) _____
(Signature)

(Title)

Impress Corporate Seal here

(3) Incorporated under the laws of the State of _____

(4) Place of Business _____
(Street and Number)
City and State _____

(5) Zip Code _____ Telephone No. _____

(6) E-Mail _____

NOTARIAL ACKNOWLEDGMENT OF EXECUTION BY ALL SIGNATORIES MUST BE ATTACHED

List below names of president, vice president, secretary and assistant secretary, if a corporation; if a partnership, list names of all general partners, and managing partners:

_____	_____
_____	_____
_____	_____
_____	_____
_____	_____
_____	_____
_____	_____
_____	_____
_____	_____



BID SECURITY FORM

(Check to Accompany Bid)

FY 2020-21 ADA IMPROVEMENT PROGRAM CONTRACT NO. 6049-21

(NOTE: The following form shall be used if check accompanies bid.)

Accompanying this proposal is a *Certified *Cashiers check payable to the order of CITY OF CARLSBAD, in the sum of _____

_____ dollars (\$ _____), this amount being ten percent (10%) of the total amount of the bid. The proceeds of this check shall become the property of the City provided this proposal shall be accepted by the City through action of its legally constituted contracting authorities and the undersigned shall fail to execute a contract and furnish the required Performance, Warranty and Payment Bonds and proof of insurance coverage within the stipulated time; otherwise, the check shall be returned to the undersigned. The proceeds of this check shall also become the property of the City if the undersigned shall withdraw his or her bid within the period of fifteen (15) days after the date set for the opening thereof, unless otherwise required by law, and notwithstanding the award of the contract to another bidder.

BIDDER

*Delete the inapplicable word.

(NOTE: If the Bidder desires to use a bond instead of check, the Bid Bond form on the following pages shall be executed--the sum of this bond shall be not less than ten percent (10%) of the total amount of the bid.)



BIDDER'S BOND TO ACCOMPANY PROPOSAL

FY 2020-21 ADA IMPROVEMENT PROGRAM CONTRACT NO. 6049-21

KNOW ALL PERSONS BY THESE PRESENTS:

That we, _____, as Principal, and _____, as Surety are held and firmly bound unto the City of Carlsbad, California, in an amount as follows: (must be at least ten percent (10%) of the bid amount) _____ for which payment, well and truly made, we bind ourselves, our heirs, executors and administrators, successors or assigns, jointly and severally, firmly by these presents.

THE CONDITION OF THE FOREGOING OBLIGATION IS SUCH that if the proposal of the above-bounden Principal for:

FY 2020-21 ADA IMPROVEMENT PROGRAM CONTRACT NO. 6049-21

in the City of Carlsbad, is accepted by the City Council, and if the Principal shall duly enter into and execute a Contract including required bonds and insurance policies within twenty (20) days from the date of award of Contract by the City Council of the City of Carlsbad, being duly notified of said award, then this obligation shall become null and void; otherwise, it shall be and remain in full force and effect, and the amount specified herein shall be forfeited to the said City.

In the event Principal executed this bond as an individual, it is agreed that the death of Principal shall not exonerate the Surety from its obligations under this bond.

SIGNED AND SEALED, this _____ day of _____, 20_____

_____(SEAL) _____(SEAL)
(Principal) (Surety)

By: _____ By: _____
(Signature) (Signature)

_____(Print Name/Title) _____(Print Name/Title)

(SEAL AND NOTARIAL ACKNOWLEDGEMENT OF SURETY – ATTACH ATTORNEY-IN-FACT CERTIFICATE)

APPROVED AS TO FORM:

CELIA A. BREWER
City Attorney

By: _____
Deputy City Attorney



GUIDE FOR COMPLETING THE “DESIGNATION OF SUBCONTRACTORS” FORM

REFERENCES Prior to preparation of the following “Subcontractor Disclosure Form” Bidders are urged to review the definitions in section 1-2 of the General Provisions to this Contract, especially, “Bid”, “Bidder”, “Contract”, “Contractor”, “Contract Price”, “Contract Unit Price”, “Engineer”, “Own Organization”, “Subcontractor”, and “Work”. Bidders are further urged to review sections 2-3 SUBCONTRACTS of the General Provisions.

CAUTIONS This form will be used by the Agency to determine the percentage of work that the Bidder proposes to perform. Bidders are cautioned that failure to provide complete and correct information may result in rejection of the bid as non-responsive. Any bid that proposes performance of more than 50 percent of the work by subcontractors or otherwise to be performed by forces other than the Bidder’s own organization will be rejected as non-responsive. Specialty items of work that may be so designated by the Engineer on the “Contractor’s Proposal” are not included in computing the percentage of work proposed to be performed by the Bidder.

INSTRUCTIONS The Bidder shall set forth the name and location of business of each and every subcontractor whom the Bidder proposes to perform work or labor or render service in or about the work or improvement, and every subcontractor licensed as a contractor by the State of California whom the Bidder proposes to specially fabricate and install any portion of the work or improvement according to detailed drawings contained in the plans and specifications in excess of one-half of one percent (0.5%) of the Bidder’s total bid or, in the case of bids or offers for the construction of streets and highways, including bridges, in excess of one-half of one percent (0.5%) or ten thousand dollars (\$10,000) whichever is greater. Said name(s) and location(s) of business of subcontractor(s) shall be set forth and included as an integral part of the bid offer.

The Designation of Subcontractors form must be submitted as a part of the Bidder’s sealed bid. Failure to provide complete and correct information may result in rejection of the bid as non-responsive.

Suppliers of materials from sources outside the limits of work are not subcontractors. The value of materials and transport of materials from sources outside the limits of work, as shown on the plans, shall be assigned to the Contractor or the Subcontractor as the case may be, that the Bidder proposes as installer of said materials. The value of material incorporated in any Subcontractor-installed bid item that is supplied by the Bidder shall be included as a part of the work that the Bidder proposes to be performed by the Subcontractor installing said item.

When a Subcontractor has a Carlsbad business license, the number must be entered on the proper form. If the Subcontractor does not have a valid business license, enter “NONE” in the appropriate space.

When the Bidder proposes using a Subcontractor to construct or install less than 100 percent of a bid item, the Bidder shall attach an explanation sheet to the Designation of Subcontractor form. The explanation sheet shall clearly apprise the City of the specific facts that show the Bidder proposes to perform no less than fifty percent (50%) of the work with its own forces.



Determination of the subcontract amounts for purposes of award of the contract shall be determined by the City Council in conformance with the provisions of the contract documents and the various supplemental provisions. The decision of the City Council shall be final.

Contractor is prohibited from performing any work on this project with a subcontractor who is ineligible to perform work on a public works project pursuant to Labor Code Sections 1771.1 or 1777.7.

Bidders shall make any additional copies of the disclosure forms as may be necessary to provide the required information. The page number and total number of additional form pages shall be entered in the location provided on each type of form so duplicated.



DESIGNATION OF SUBCONTRACTOR AND AMOUNT OF SUBCONTRACTOR'S BID ITEMS

(To Accompany Proposal)

FY 2020-21ADA IMPROVEMENT PROGRAM CONTRACT NO. 6049-21

The Bidder certifies that it has used the sub-bid of the following listed subcontractors in preparing this bid for the Work and that the listed subcontractors will be used to perform the portions of the Work as designated in this list in accordance with applicable provisions of the specifications and section 4100 et seq. of the Public Contract Code, "Subletting and Subcontracting Fair Practices Act." The Bidder further certifies that no additional subcontractor will be allowed to perform any portion of the Work in excess of one-half of one percent (0.5%) of the Bidder's total bid, or in the case of bids or offers for construction of streets and highways, including bridges, in excess of one-half of one percent (0.5%) or ten thousand dollars (\$10,000), whichever is greater, and that no changes in the subcontractors listed work will be made except upon the prior approval of the Agency.

SUBCONTRACTOR'S BID ITEMS

Portion of Work	Subcontractor Name and Location of Business	Phone No. and Email Address	DIR Registration No.	Subcontractor's License No. and Classification	Amount of Work by Subcontractor in Dollars*

Page _____ of _____ pages of this Subcontractor Designation form

* Pursuant to section 4104 (a)(3)(A) California Public Contract Code, receipt of the information preceded by an asterisk may be submitted by the Bidder up to 24 hours after the deadline for submitting bids contained in the "Notice Inviting Bids."



BIDDER'S STATEMENT OF TECHNICAL ABILITY AND EXPERIENCE

(To Accompany Proposal)

FY 2020-21 ADA IMPROVEMENT PROGRAM CONTRACT NO. 6049-21

The Bidder is required to state what work of a similar character to that included in the proposed Contract he/she has successfully performed and give references, with telephone numbers, which will enable the City to judge his/her responsibility, experience and skill. An attachment can be used.

Date Contract Completed	Name and Address of the Employer	Name and Phone No. of Person to Contract	Type of Work	Amount of Contract



**BIDDER'S CERTIFICATE OF INSURANCE FOR
GENERAL LIABILITY, EMPLOYERS' LIABILITY,
AUTOMOTIVE LIABILITY AND WORKERS' COMPENSATION**

(To Accompany Proposal)

**FY 2020-21ADA IMPROVEMENT PROGRAM
CONTRACT NO. 6049-21**

As a required part of the Bidder's proposal the Bidder must attach either of the following to this page.

1) Certificates of insurance showing conformance with the requirements herein for each of:

- Comprehensive General Liability
- Automobile Liability
- Workers Compensation
- Employer's Liability

2) Statement with an insurance carrier's notarized signature stating that the carrier can, and upon payment of fees and/or premiums by the Bidder, will issue to the Bidder Policies of insurance for Comprehensive General Liability, Automobile Liability, Workers Compensation and Employer's Liability in conformance with the requirements herein and Certificates of insurance to the Agency showing conformance with the requirements herein.

All certificates of insurance and statements of willingness to issue insurance for auto policies offered to meet the specification of this contract must:

- 1) Meet the conditions stated in The Notice Inviting Bids and the General Provisions for this project for each insurance company that the Contractor proposes.
- 2) Cover any vehicle used in the performance of the contract, used onsite or offsite, whether owned, non-owned or hired, and whether scheduled or non-scheduled.



BIDDER'S STATEMENT RE DEBARMENT

(To Accompany Proposal)

FY 2020-21 ADA IMPROVEMENT PROGRAM CONTRACT NO. 6049-21

- 1) Have you or any of your subcontractors ever been debarred as an irresponsible bidder by another jurisdiction in the State of California?

yes

no

- 2) If yes, what was/were the name(s) of the agency(ies) and what was/were the period(s) of debarment(s)? Attach additional copies of this page to accommodate more than two debarments.

party debarred

party debarred

agency

agency

period of debarment

period of debarment

BY CONTRACTOR:

(name of Contractor)

By: _____
(sign here)

(print name/title)

Page _____ of _____ pages of this Re Debarment form



BIDDER'S DISCLOSURE OF DISCIPLINE RECORD

(To Accompany Proposal)

FY 2020-21 ADA IMPROVEMENT PROGRAM CONTRACT NO. 6049-21

Contractors are required by law to be licensed and regulated by the Contractors' State License Board which has jurisdiction to investigate complaints against contractors if a complaint regarding a patent act or omission is filed within four years of the date of the alleged violation. A complaint regarding a latent act or omission pertaining to structural defects must be filed within 10 years of the date of the alleged violation. Any questions concerning a contractor may be referred to the Registrar, Contractors' State License board, P.O. Box 26000, Sacramento, California 95826.

- 1) Have you ever had your contractor's license suspended or revoked by the California Contractors' State license Board two or more times within an eight year period?

_____ _____
yes no

- 2) Has the suspension or revocation of your contractor's license ever been stayed?

_____ _____
yes no

- 3) Have any subcontractors that you propose to perform any portion of the Work ever had their contractor's license suspended or revoked by the California Contractors' State license Board two or more times within an eight year period?

_____ _____
yes no

- 4) Has the suspension or revocation of the license of any subcontractor's that you propose to perform any portion of the Work ever been stayed?

_____ _____
yes no

- 5) If the answer to either of 1. or 3. above is yes fully identify, in each and every case, the party disciplined, the date of and violation that the disciplinary action pertain to, describe the nature of the violation and the disciplinary action taken therefore.

(If needed attach additional sheets to provide full disclosure.)

Page _____ of _____ pages of this Disclosure of Discipline form



BIDDER'S DISCLOSURE OF DISCIPLINE RECORD

(CONTINUED)

(To Accompany Proposal)

FY 2020-21 ADA IMPROVEMENT PROGRAM

CONTRACT NO. 6049-21

- 6) If the answer to either of 2. or 4. above is yes fully identify, in each and every case, the party whose discipline was stayed, the date of the violation that the disciplinary action pertains to, describe the nature of the violation and the condition (if any) upon which the disciplinary action was stayed.

(If needed attach additional sheets to provide full disclosure.)

BY CONTRACTOR:

(name of Contractor)

By: _____

(sign here)

(print name/title)

Page _____ of _____ pages of this Disclosure of Discipline form



**NONCOLLUSION DECLARATION TO BE EXECUTED BY
BIDDER AND SUBMITTED WITH BID
PUBLIC CONTRACT CODE SECTION 7106**

**FY 2020-21ADA IMPROVEMENT PROGRAM
CONTRACT NO. 6049-21**

The undersigned declares:

I am the _____ of _____, the party making the foregoing bid.

The bid is not made in the interest of, or on behalf of, any undisclosed person, partnership, company, association, organization, or corporation. The bid is genuine and not collusive or sham. The bidder has not directly or indirectly induced or solicited any other bidder to put in a false or sham bid. The bidder has not directly or indirectly colluded, conspired, connived, or agreed with any bidder or anyone else to put in a sham bid, or to refrain from bidding. The bidder has not in any manner, directly or indirectly, sought by agreement, communication, or conference with anyone to fix the bid price of the bidder or any other bidder, or to fix any overhead, profit, or cost element of the bid price, or of that of any other bidder. All statements contained in the bid are true. The bidder has not, directly or indirectly, submitted his or her bid price or any breakdown thereof, or the contents thereof, or divulged information or data relative thereto, to any corporation, partnership, company, association, organization, bid depository, or to any member or agent thereof, to effectuate a collusive or sham bid, and has not paid, and will not pay, any person or entity for such purpose.

Any person executing this declaration on behalf of a bidder that is a corporation, partnership, joint venture, limited liability company, limited liability partnership, or any other entity, hereby represents that he or she has full power to execute, and does execute, this declaration on behalf of the bidder.

I declare under penalty of perjury under the laws of the State of California that the foregoing is true and correct and that this declaration is executed on _____, 20____ at _____ [city], _____ [state].

Signature of Bidder



CONTRACT PUBLIC WORKS

This agreement is made this _____ day of _____, 2021, by and between the City of Carlsbad, California, a municipal corporation, (hereinafter called "City"), and _____ whose principal place of business is _____ (hereinafter called "Contractor").

City and Contractor agree as follows:

1. Description of Work. Contractor shall perform all work specified in the Contract documents for:

**FY 2020-21 ADA IMPROVEMENT PROGRAM
CONTRACT NO. 6049-21**

(hereinafter called "project")

2. Provisions of Labor and Materials. Contractor shall provide all labor, materials, tools, equipment, and personnel to perform the work specified by the Contract Documents.

3. Contract Documents. The Contract Documents consist of this Contract, Notice Inviting Bids, Contractor's Proposal, Bidder's Bond, Noncollusion Declaration, Designation of Subcontractors, Technical Ability and Experience, Bidder's Statement Re Debarment, Escrow Agreement, Release Form, the Plans and Specifications, the General Provisions, addendum(s) to said Plans and Specifications and General Provisions, and all proper amendments and changes made thereto in accordance with this Contract or the Plans and Specifications, and all bonds for the project; all of which are incorporated herein by this reference.

Contractor, her/his subcontractors, and materials suppliers shall provide and install the work as indicated, specified, and implied by the Contract Documents. Any items of work not indicated or specified, but which are essential to the completion of the work, shall be provided at the Contractor's expense to fulfill the intent of said documents. In all instances through the life of the Contract, the City will be the interpreter of the intent of the Contract Documents, and the City's decision relative to said intent will be final and binding. Failure of the Contractor to apprise subcontractors and materials suppliers of this condition of the Contract will not relieve responsibility of compliance.

4. Payment. For all compensation for Contractor's performance of work under this Contract, City shall make payment to the Contractor per section 9-3 PAYMENT of the General Provisions section of this contract. The Engineer will close the estimate of work completed for progress payments on the last working day of each month. The City shall withhold retention as required by Public Contract Code Section 9203.

5. Independent Investigation. Contractor has made an independent investigation of the jobsite, the soil conditions at the jobsite, and all other conditions that might affect the progress of the work and is aware of those conditions. The Contract price includes payment for all work that



may be done by Contractor, whether anticipated or not, in order to overcome underground conditions. Any information that may have been furnished to Contractor by City about underground conditions or other job conditions is for Contractor's convenience only, and City does not warrant that the conditions are as thus indicated. Contractor is satisfied with all job conditions, including underground conditions and has not relied on information furnished by City.

6. Hazardous Waste or Other Unusual Conditions. If the contract involves digging trenches or other excavations that extend deeper than four feet below the surface Contractor shall promptly, and before the following conditions are disturbed, notify City, in writing, of any:

A. Hazardous Waste. Material that Contractor believes may be material that is hazardous waste, as defined in section 25117 of the Health and Safety Code, that is required to be removed to a Class I, Class II, or Class III disposal site in accordance with provisions of existing law.

B. Differing Conditions. Subsurface or latent physical conditions at the site differing from those indicated.

C. Unknown Physical Conditions. Unknown physical conditions at the site of any unusual nature, different materially from those ordinarily encountered and generally recognized as inherent in work of the character provided for in the contract.

City shall promptly investigate the conditions, and if it finds that the conditions do materially so differ, or do involve hazardous waste, and cause a decrease or increase in contractor's costs of, or the time required for, performance of any part of the work shall issue a change order under the procedures described in this contract.

In the event that a dispute arises between City and Contractor whether the conditions materially differ, or involve hazardous waste, or cause a decrease or increase in the contractor's cost of, or time required for, performance of any part of the work, contractor shall not be excused from any scheduled completion date provided for by the contract, but shall proceed with all work to be performed under the contract. Contractor shall retain any and all rights provided either by contract or by law which pertain to the resolution of disputes and protests between the contracting parties.

7. Immigration Reform and Control Act. Contractor certifies it is aware of the requirements of the Immigration Reform and Control Act of 1986 (8 USC sections 1101-1525) and has complied and will comply with these requirements, including, but not limited to, verifying the eligibility for employment of all agents, employees, subcontractors, and consultants that are included in this Contract.

8. Prevailing Wage. Pursuant to the California Labor Code, the director of the Department of Industrial Relations has determined the general prevailing rate of per diem wages in accordance with California Labor Code, section 1773 and a copy of a schedule of said general prevailing wage rates is on file in the office of the City Engineer and is incorporated by reference herein. Pursuant to California Labor Code, section 1775, Contractor shall pay prevailing wages. Contractor shall post copies of all applicable prevailing wages on the job site. Contractor shall comply with California Labor Code, section 1776, which generally requires keeping accurate payroll records, verifying and certifying payroll records, and making them available for inspection. Contractor shall require all subcontractors to comply with Section 1776.



9. Indemnification. Contractor shall assume the defense of, pay all expenses of defense, and indemnify and hold harmless the City, and its officers and employees, from all claims, loss, damage, injury and liability of every kind, nature and description, directly or indirectly arising from or in connection with the performance of the Contract or work; or from any failure or alleged failure of Contractor to comply with any applicable law, rules or regulations including those relating to safety and health; and from any and all claims, loss, damages, injury and liability, howsoever the same may be caused, resulting directly or indirectly from the nature of the work covered by the Contract, except for loss or damage caused by the sole or active negligence or willful misconduct of the City. The expenses of defense include all costs and expenses including attorneys' fees for litigation, arbitration, or other dispute resolution method.

Contractor shall also defend and indemnify the City against any challenges to the award of the contract to Contractor, and Contractor will pay all costs, including defense costs for the City. Defense costs include the cost of separate counsel for City, if City requests separate counsel.

Contractor shall also defend and indemnify the City against any challenges to the award of the contract to Contractor, arising in whole or in part from alleged inaccuracies or misrepresentation by the Contractor, whether intentional or otherwise, and Contractor will pay all costs, including defense costs for the City. Defense costs include the cost of separate counsel for City, if City requests separate counsel.

10. Insurance. Contractor shall procure and maintain for the duration of the contract insurance against claims for injuries to persons or damage to property which may arise from or in connection with the performance of the work hereunder by the Contractor, his or her agents, representatives, employees or subcontractors. Said insurance shall meet the City's policy for insurance as stated in City Council Policy # 70.

(A) Coverages and Limits. Contractor shall maintain the types of coverages and minimum limits indicated herein:

a. **Commercial General Liability (CGL) Insurance:** Insurance written on an "occurrence" basis, including products-completed operations, personal & advertising injury, with limits no less than **\$2,000,000** per occurrence. If a general aggregate limit applies, either the general aggregate limit shall apply separately to this project/location or the general aggregate limit shall be twice the required occurrence limit.

b. **Business Automobile Liability Insurance:** \$2,000,000 combined single limit per accident for bodily injury and property damage. In addition, the auto policy must cover any vehicle used in the performance of the contract, used onsite or offsite, whether owned, non-owned or hired, and whether scheduled or non-scheduled.

c. **Workers' Compensation and Employers' Liability Insurance:** Workers' compensation limits as required by the Labor Code of the State of California and Employers' Liability limits of \$1,000,000 per incident. Workers' compensation offered by the State Compensation Insurance Fund is acceptable to the City.

(B) Additional Provisions: Contractor shall ensure that the policies of insurance required under this agreement with the exception of Workers' Compensation and Business Automobile Liability Insurance contain, or are endorsed to contain, the following provisions.

a. The City, its officials, employees and volunteers are to be covered as additional insured as respects: liability arising out of activities performed by or on behalf of the Contractor; products and completed operations of the contractor; premises owned, leased, hired or borrowed by the



contractor. The coverage shall contain no special limitations on the scope of protection afforded to the City, its officials, employees or volunteers. All additional insured endorsements must be evidenced using separate documents attached to the certificate of insurance; one for each company affording general liability, and employers' liability coverage.

b. The Contractor's insurance coverage shall be primary insurance as respects the City, its officials, employees and volunteers. Any insurance or self-insurance maintained by the City, its officials, employees or volunteers shall be in excess of the contractor's insurance and shall not contribute with it.

c. Any failure to comply with reporting provisions of the policies shall not affect coverage provided to the City, its officials, employees or volunteers.

d. Coverage shall state that the contractor's insurance shall apply separately to each insured against whom claim is made or suit is brought, except with respect to the limits of the insurer's liability.

(C) Notice of Cancellation. Each insurance policy required by this agreement shall be endorsed to state that coverage shall not be nonrenewed, suspended, voided, canceled, or reduced in coverage or limits except after ten (10) days' prior written notice has been sent to the City by certified mail, return receipt requested.

(D) Deductibles and Self-Insured Retention (S.I.R.) Levels. Any deductibles or self-insured retention levels must be declared to and approved by the City. At the option of the City, either: the insurer shall reduce or eliminate such deductibles or self-insured retention levels as respects the City, its officials and employees; or the contractor shall procure a bond guaranteeing payment of losses and related investigation, claim administration and defense expenses.

(E) Waiver of Subrogation. All policies of insurance required under this agreement shall contain a waiver of all rights of subrogation the insurer may have or may acquire against the City or any of its officials or employees.

(F) Subcontractors. Contractor shall include all subcontractors as insured under its policies or shall furnish separate certificates and endorsements for each subcontractor. Coverages for subcontractors shall be subject to all of the requirements stated herein.

(G) Acceptability of Insurers. Insurance is to be placed with insurers that have a rating in Best's Key Rating Guide of at least A-:VII. Insurers must also be authorized to transact the business of insurance by the State of California Insurance Commissioner as admitted carriers as evidenced by a listing in the official publication of the Department of Insurance of the State of California and/or under the standards specified by City Council Policy # 70.

(H) Verification of Coverage. Contractor shall furnish the City with certificates of insurance and original endorsements affecting coverage required by this clause. The certificates and endorsements for each insurance policy are to be signed by a person authorized by that insurer to bind coverage on its behalf. The certificates and endorsements are to be in forms approved by the City and are to be received and approved by the City before the Contract is executed by the City.

(I) Cost of Insurance. The Cost of all insurance required under this agreement shall be included in the Contractor's bid.



11. Claims and Lawsuits. All claims by Contractor shall be resolved in accordance with Public Contract Code section 9204, which is incorporated by reference. A copy of Section 9204 is included in Section 3 of the General Provisions. In addition, all claims by Contractor for \$375,000 or less shall be resolved in accordance with the provisions in the Public Contract Code, Division 2, Part 3, Chapter 1, Article 1.5 (commencing with section 20104) which are incorporated by reference. A copy of Article 1.5 is included in Section 3 of the General Provisions. In the event of a conflict between Section 9204 and Article 1.5, Section 9204 shall apply. Notwithstanding the provisions of this section of the contract, all claims shall comply with the Government Tort Claim Act (section 900 et seq., of the California Government Code) for any claim or cause of action for money or damages prior to filing any lawsuit for breach of this agreement.

(A) Assertion of Claims. Contractor hereby agrees that any contract claim submitted to the City must be asserted as part of the contract process as set forth in this agreement and not in anticipation of litigation or in conjunction with litigation.

(B) False Claims. Contractor acknowledges that if a false claim is submitted to the City, it may be considered fraud and the Contractor may be subject to criminal prosecution.

(C) Government Code. Contractor acknowledges that California Government Code sections 12650 et seq., the False Claims Act, provides for civil penalties where a person knowingly submits a false claim to a public entity. These provisions include false claims made with deliberate ignorance of the false information or in reckless disregard of the truth or falsity of the information.

(D) Penalty Recovery. If the City of Carlsbad seeks to recover penalties pursuant to the False Claims Act, it is entitled to recover its litigation costs, including attorney's fees.

(E) Debarment for False Claims. Contractor hereby acknowledges that the filing of a false claim may subject the Contractor to an administrative debarment proceeding wherein the Contractor may be prevented from further bidding on public contracts for a period of up to five years.

(F) Carlsbad Municipal Code. The provisions of Carlsbad Municipal Code sections 3.32.025, 3.32.026, 3.32.027 and 3.32.028 pertaining to false claims are incorporated herein by reference.

(G) Debarment from Other Jurisdictions. Contractor hereby acknowledges that debarment by another jurisdiction is grounds for the City of Carlsbad to disqualify the Contractor or subcontractor from participating in future contract bidding.

(H) Jurisdiction. Contractor agrees and hereby stipulates that the proper venue and jurisdiction for resolution of any disputes between the parties arising out of this agreement is San Diego County, California.

I have read and understand all provisions of Section 11 above. _____ init _____ init

12. Maintenance of Records. Contractor shall maintain and make available at no cost to the City, upon request, records in accordance with sections 1776 and 1812 of Part 7, Chapter 1, Article 2, of the Labor Code. If the Contractor does not maintain the records at Contractor's principal place of business as specified above, Contractor shall so inform the City by certified letter accompanying the return of this Contract. Contractor shall notify the City by certified mail of any change of address of such records.



13. Labor Code Provisions. The provisions of Part 7, Chapter 1, commencing with section 1720 of the Labor Code are incorporated herein by reference.

14. Security. Securities in the form of cash, cashier's check, or certified check may be substituted for any monies withheld by the City to secure performance of this contract for any obligation established by this contract. Any other security that is mutually agreed to by the Contractor and the City may be substituted for monies withheld to ensure performance under this Contract.

15. Unfair Business Practices. In entering into a public works contract or a subcontract to supply goods, services, or materials pursuant to a public works contract, the contractor or subcontractor offers and agrees to assign to the awarding body all rights, title, and interest in and to all causes of action it may have under Section 4 of the Clayton Act (15 U.S.C. Sec. 15) or under the Cartwright Act (Chapter 2 (commencing with Section 16700) of Part 2 of Division 7 of the Business and Professions Code), arising from purchases of goods, services, or materials pursuant to the public works contract or the subcontract. This assignment shall be made and become effective at the time the awarding body tenders final payment to the contractor, without further acknowledgment by the parties.

16. Provisions Required by Law Deemed Inserted. Each and every provision of law and clause required by law to be inserted in this Contract shall be deemed to be inserted herein and included herein, and if, through mistake or otherwise, any such provision is not inserted, or is not correctly inserted, then upon application of either party, the Contract shall forthwith be physically amended to make such insertion or correction.

///

///

///

///

///

///

///

///

///

///

///

///

///

///



17. Additional Provisions. Any additional provisions of this agreement are set forth in the "General Provisions" or "Supplemental Provisions" attached hereto and made a part hereof.

NOTARIAL ACKNOWLEDGMENT OF EXECUTION BY ALL SIGNATORIES MUST BE ATTACHED

(CORPORATE SEAL)

CONTRACTOR:

CITY OF CARLSBAD a municipal corporation
of the State of California

(name of Contractor)

By: _____
Matt Hall, Mayor

By: _____
(sign here)

ATTEST:

Barbara Engleson, City Clerk

(print name and title)

By: _____
(sign here)

(print name and title)

President or vice-president **and** secretary or assistant secretary must sign for corporations. If only one officer signs, the corporation must attach a resolution certified by the secretary or assistant secretary under the corporate seal empowering that officer to bind the corporation.

APPROVED AS TO FORM:

CELIA A. BREWER
City Attorney

By: _____
Assistant City Attorney



LABOR AND MATERIALS BOND

WHEREAS, the City of Carlsbad, State of California, has awarded to _____, (hereinafter designated as the "Principal"), a Contract for:

FY 2020-21 ADA IMPROVEMENT PROGRAM CONTRACT NO. 6049-21

in the City of Carlsbad, in strict conformity with the drawings and specifications, and other Contract Documents now on file in the Office of the City Clerk of the City of Carlsbad and all of which are incorporated herein by this reference.

WHEREAS, Principal has executed or is about to execute said Contract and the terms thereof require the furnishing of a bond, providing that if Principal or any of their subcontractors shall fail to pay for any materials, provisions, provender or other supplies or teams used in, upon or about the performance of the work agreed to be done, or for any work or labor done thereon of any kind, the Surety on this bond will pay the same to the extent hereinafter set forth.

NOW, THEREFORE, WE, _____ as Principal, (hereinafter designated as the "Contractor"), and _____ as Surety, are held firmly bound unto the City of Carlsbad in the sum _____, said sum being an amount equal to: One hundred percent (100%) of the total amount payable under the terms of the contract by the City of Carlsbad, and for which payment well and truly to be made we bind ourselves, our heirs, executors and administrators, successors, or assigns, jointly and severally, firmly by these presents.

THE CONDITION OF THIS OBLIGATION IS SUCH that if the Contractor or his/her subcontractors fail to pay for any materials, provisions, provender, supplies, or teams used in, upon, for, or about the performance of the work contracted to be done, or for any other work or labor thereon of any kind, consistent with California Civil Code section 9100, or for amounts due under the Unemployment Insurance Code with respect to the work or labor performed under this Contract, or for any amounts required to be deducted, withheld, and paid over to the Employment Development Department from the wages of employees of the contractor and subcontractors pursuant to section 13020 of the Unemployment Insurance Code with respect to the work and labor, that the Surety will pay for the same, and, also, in case suit is brought upon the bond, reasonable attorney's fees, to be fixed by the court consistent with California Civil Code section 9554.

This bond shall inure to the benefit of any of the persons named in California Civil Code section 9100, so as to give a right of action to those persons or their assigns in any suit brought upon the bond.

Surety stipulates and agrees that no change, extension of time, alteration or addition to the terms of the Contract, or to the work to be performed hereunder or the specifications accompanying the same shall affect its obligations on this bond, and it does hereby waive notice of any change, extension of time, alterations or addition to the terms of the contract or to the work or to the specifications.



In the event that Contractor is an individual, it is agreed that the death of any such Contractor shall not exonerate the Surety from its obligations under this bond.

SIGNED AND SEALED, this _____ day of _____, 20____

_____(SEAL)
(Principal)

_____(SEAL)
(Surety)

By: _____
(Signature)

By: _____
(Signature)

(Print Name & Title)

(Print Name & Title)

(SEAL AND NOTARIAL ACKNOWLEDGEMENT OF SURETY – ATTACH ATTORNEY-IN-FACT CERTIFICATE)

APPROVED AS TO FORM:

CELIA A. BREWER
City Attorney

By: _____
Assistant City Attorney



FAITHFUL PERFORMANCE/WARRANTY BOND

WHEREAS, the City Council of the City of Carlsbad, State of California, has awarded to _____ (hereinafter designated as the "Principal"), a Contract for:

FY 2020-21ADA IMPROVEMENT PROGRAM CONTRACT NO. 6049-21

in the City of Carlsbad, in strict conformity with the contract, the drawings and specifications, and other Contract Documents now on file in the Office of the City Clerk of the City of Carlsbad, all of which are incorporated herein by this reference.

WHEREAS, Principal has executed or is about to execute said Contract and the terms thereof require the furnishing of a bond for the faithful performance and warranty of said Contract;

NOW, THEREFORE, WE, _____ as Principal,(hereinafter designated as the "Contractor"), and _____, as Surety, are held and firmly bound unto the City of Carlsbad, in the sum of _____, said sum being equal to one hundred percent (100%) of the estimated amount of the Contract, to be paid to City or its certain attorney, its successors and assigns; for which payment, well and truly to be made, we bind ourselves, our heirs, executors and administrators, successors or assigns, jointly and severally, firmly by these presents.

THE CONDITION OF THIS OBLIGATION IS SUCH that if the above bounden Contractor, their heirs, executors, administrators, successors or assigns, shall in all things stand to and abide by, and well and truly keep and perform the covenants, conditions, and agreements in the Contract and any alteration thereof made as therein provided on their part, to be kept and performed at the time and in the manner therein specified, and in all respects according to their true intent and meaning, and shall indemnify and save harmless the City of Carlsbad, its officers, employees and agents, as therein stipulated, then this obligation shall become null and void; otherwise it shall remain in full force and effect.

As a part of the obligation secured hereby and in addition to the face amount specified therefore, there shall be included costs and reasonable expenses and fees, including reasonable attorney's fees, incurred by the City in successfully enforcing such obligation, all to be taxed as costs and included in any judgment rendered.

Surety stipulates and agrees that no change, extension of time, alteration or addition to the terms of the Contract, or to the work to be performed there under or the specifications accompanying the same shall affect its obligations on this bond, and it does hereby waive notice of any change, extension of time, alterations or addition to the terms of the contract or to the work or to the specifications.



In the event that Contractor is an individual, it is agreed that the death of any such Contractor shall not exonerate the Surety from its obligations under this bond.

SIGNED AND SEALED, this _____ day of _____, 20____

_____(SEAL)
(Principal)

_____(SEAL)
(Surety)

By: _____
(Signature)

By: _____
(Signature)

(Print Name & Title)

(Print Name & Title)

(SEAL AND NOTARIAL ACKNOWLEDGEMENT OF SURETY – ATTACH ATTORNEY-IN-FACT CERTIFICATE)

APPROVED AS TO FORM:

CELIA A. BREWER
City Attorney

By: _____
Assistant City Attorney



OPTIONAL ESCROW AGREEMENT FOR SECURITY DEPOSITS IN LIEU OF RETENTION

This Escrow Agreement is made and entered into by and between the City of Carlsbad whose address is 1200 Carlsbad Village Drive, Carlsbad, California, 92008, hereinafter called "City" and _____ whose address is _____ hereinafter called "Contractor" and _____ whose address is _____ hereinafter called "Escrow Agent."

For the consideration hereinafter set forth, the City, Contractor and Escrow Agent agree as follows:

1. Pursuant to section 22300 of the Public Contract Code of the State of California, the Contractor has the option to deposit securities with the Escrow Agent as a substitute for retention earnings required to be withheld by the City pursuant to the Construction Contract entered into between the City and Contractor for

FY 2020-21 ADA IMPROVEMENT PROGRAM CONTRACT NO. 6049-21

in the amount of _____ dated _____ (hereinafter referred to as the "Contract"). Alternatively, on written request of the Contractor, the City shall make payments of the retention earnings directly to the Escrow Agent. When the Contractor deposits the securities as a substitute for Contract earnings, the Escrow Agent shall notify the City within 10 days of the deposit. The market value of the securities at the time of the substitution shall be a least equal to the cash amount then required to be withheld as retention under the terms of the contract between the City and Contractor. Securities shall be held in the name of the City and shall designate the Contractor as the beneficial owner.

2. The City shall make progress payments to the Contractor for such funds which otherwise would be withheld from progress payments pursuant to the Contract provisions, provided that the Escrow Agent holds securities in the form and amount specified above.

3. When the City makes payment of retentions earned directly to the Escrow Agent, the Escrow Agent shall hold them for the benefit of the Contractor until such time as the escrow created under this contract is terminated. The Contractor may direct the investment of the payments into securities. All terms and conditions of this agreement and the rights and responsibilities of the parties shall be equally applicable and binding when the City pays the Escrow Agent directly.

4. The Contractor shall be responsible for paying all fees for the expenses incurred by the Escrow Agent in administering the Escrow Account and all expenses of the City. These expenses and payment terms shall be determined by the City, Contractor and Escrow Agent.

5. The interest earned on the securities or the money market accounts held in escrow and all interest earned on that interest shall be for the sole account of Contractor and shall be subject to withdrawal by Contractor at any time and from time to time without notice to the City.



6. Contractor shall have the right to withdraw all or any part of the principal in the Escrow Account only by written notice to Escrow Agent accompanied by written authorization from City to the Escrow Agent that City consents to the withdrawal of the amount sought to be withdrawn by Contractor.

7. The City shall have a right to draw upon the securities in the event of default by the Contractor. Upon seven days' written notice to the Escrow Agent from the City of the default, the Escrow Agent shall immediately convert the securities to cash and shall distribute the cash as instructed by the City.

8. Upon receipt of written notification from the City certifying that the Contract is final and complete and that the Contractor has complied with all requirements and procedures applicable to the Contract, the Escrow Agent shall release to Contractor all securities and interest on deposit less escrow fees and charges of the Escrow Account. The escrow shall be closed immediately upon disbursement of all moneys and securities on deposit and payments of fees and charges.

9. The Escrow Agent shall rely on the written notifications from the City and the Contractor pursuant to sections (1) to (8), inclusive, of this agreement and the City and Contractor shall hold Escrow Agent harmless from Escrow Agent's release, conversion and disbursement of the securities and interest as set forth above.

10. The names of the persons who are authorized to give written notices or to receive written notice on behalf of the City and on behalf of Contractor in connection with the foregoing, and exemplars of their respective signatures are as follows:

For City: Title FINANCE DIRECTOR
Name _____
Signature _____
Address 1635 Faraday Avenue, Carlsbad, CA 92008

For Contractor: Title _____
Name _____
Signature _____
Address _____

For Escrow Agent: Title _____
Name _____
Signature _____
Address _____

At the time the Escrow Account is opened, the City and Contractor shall deliver to the Escrow Agent a fully executed counterpart of this Agreement.



IN WITNESS WHEREOF, the parties have executed this Agreement by their proper officers on the date first set forth above.

For City: Title MAYOR
Name _____
Signature _____
Address 1200 Carlsbad Village Drive, Carlsbad, CA 92008

For Contractor: Title _____
Name _____
Signature _____
Address _____

For Escrow Agent: Title _____
Name _____
Signature _____
Address _____



**GENERAL PROVISIONS
FOR
FY 2020-21ADA IMPROVEMENT PROGRAM
CONTRACT NO. 6049-21**

CITY OF CARLSBAD

***BIDDERS ARE ADVISED THAT THIS SECTION REPLACES PART 1,
GENERAL PROVISIONS, OF THE STANDARD SPECIFICATIONS FOR
PUBLIC WORKS CONSTRUCTION***

SECTION 1 -- TERMS, DEFINITIONS, ABBREVIATIONS, AND SYMBOLS

1-1 TERMS – Unless otherwise stated, the words *directed, required, permitted, ordered, instructed, designated, considered necessary, prescribed, approved, acceptable, satisfactory, or* words of like meaning, refer to actions, expressions, and prerogatives of the Engineer.

1-1.1 Reference to Drawings. Where words "shown", "indicated", "detailed", "noted", "scheduled", or words of similar import are used, it shall be understood that reference is made to the plans accompanying these provisions, unless stated otherwise.

1-1.2 Directions. Where words "directed", "designated", "selected", or words of similar import are used, it shall be understood that the direction, designation or selection of the Engineer is intended, unless stated otherwise. The word "required" and words of similar import shall be understood to mean "as required to properly complete the work as required and as approved by the Engineer," unless stated otherwise.

1-1.3 Equals and Approvals. Where the words "equal", "approved equal", "equivalent", and such words of similar import are used, it shall be understood such words are followed by the expression "in the opinion of the Engineer", unless otherwise stated. Where the words "approved", "approval", "acceptance", or words of similar import are used, it shall be understood that the approval, acceptance, or similar import of the Engineer is intended.

1-1.4 Perform. The word "perform" shall be understood to mean that the Contractor, at its expense, shall perform all operations, labor, tools and equipment, and further, including the furnishing and installing of materials that are indicated, specified or required to mean that the Contractor, at its expense, shall furnish and install the work, complete in place and ready to use, including furnishing of necessary labor, materials, tools, equipment, and transportation.

1-2 DEFINITIONS. The following words, or groups of words, shall be exclusively defined by the definitions assigned to them herein.



Addendum – Written or graphic instrument issued prior to the opening of Bids which clarifies, corrects, or changes the bidding or Contract Documents. The term Addendum shall include bulletins and all other types of written notices issued to potential bidders prior to opening of Bids.

Agency – The City of Carlsbad, California.

Agreement – See Contract.

Assessment Act Contract – A Contract financed by special assessments authorized under a State Act or procedural ordinance of a City or County.

Base – A layer of specified material of planned thickness placed immediately below the pavement or surfacing.

Bid – The offer or proposal of the Bidder submitted on the prescribed form setting forth the prices for the Work.

Bidder – Any individual, firm, partnership, corporation, or combination thereof, submitting a Bid for the Work, acting directly or through a duly authorized representative.

Board – The officer or body constituting the awarding authority of the Agency, which is the City Council for the City of Carlsbad or the Board of Directors of Carlsbad Municipal Water District.

Bond – Bid, performance, and payment bond or other instrument of security.

City Council – The City Council of the City of Carlsbad.

City Manager – The City Manager of the City of Carlsbad or his/her approved representative.

Cash Contract – A Contract financed by means other than special assessments.

Change Order – A written order to the Contractor signed by the Agency directing an addition, deletion, or revision in the Work, or an adjustment in the Contract Price or the Contract time issued after the effective date of the Contract. A Change Order may or may not also be signed by the Contractor.

Code – The terms *Government Code*, *Labor Code*, etc., refer to codes of the State of California.

Construction Manager – The Project Inspector's immediate supervisor and first level of appeal for informal dispute resolution.

Contract – The written agreement between the Agency and the Contractor covering the Work.

Contract Documents – Including but not limited to; the Contract, any Addendum (which pertain to the contract documents), Notice Inviting Bids, Instructions to Bidders; Bid (including documentation accompanying the Bid and any post-bid documentation submitted prior to the Notice of Award) when attached as an exhibit to the Contract, the Bonds, the General Provisions, permits from other agencies, the Technical Specifications, the Supplemental Provisions, the Plans, Standard Plans, Standard Specifications, Reference Specifications, and all Modifications issued after the execution of the Contract.



Contractor – The individual, partnership, corporation, joint venture, or other legal entity having a Contract with the Agency to perform the Work. In the case of work being done under permit issued by the Agency, the permittee shall be constructed to be the Contractor. The term “prime contractor” shall mean Contractor.

Contract Price – The total amount of money for which the Contract is awarded.

Contract Unit Price – The amount stated in the Bid for a single unit of an item of work.

County Sealer – The Sealer of Weights and Measures of the county in which the Contract is let.

Days – Days shall mean consecutive calendar’s days unless otherwise specified.

Deputy City Engineer, Construction Management & Inspection – The Construction Manager’s immediate supervisor and second level of appeal for informal dispute resolution.

Dispute Board – Persons designated by the City Manager of the City of Carlsbad or Executive Manager of the Carlsbad Municipal Water District, to hear and advise the City Manager on claims submitted by the Contractor. The City Manager for the City of Carlsbad or the Executive Manager for the Carlsbad Municipal Water District is the last appeal level for informal dispute resolution.

Electrolier – Street light assembly complete, including foundation, standard, luminaire arm, luminaire, etc.

Engineer – The City Engineer of the City of Carlsbad or his/her approved representative. The Engineer is the third level of appeal for informal dispute resolution.

Geotextile – Synthetic fiber used in civil engineering applications, serving the primary functions of separation and filtration.

House Connection Sewer – A sewer, within a public street or right-of-way, proposed to connect any parcel, lot, or part of a lot with a mainline sewer.

House Sewer – A sewer, wholly within private property, proposed to connect any building to a house connection sewer.

Luminaire – The lamp housing including the optical and socket assemblies (and ballast if so specified).

Luminaire Arm – The structural member, bracket, or mast arm, which, mounted on the standard, supports the luminaire.

Minor Bid Item – A single contract item constituting less than 10 percent (10%) of the original Contract Price bid.

Modification – Includes Change Orders and Supplemental Agreements. A Modification may only be used after the effective date of the Contract.

Notice of Award – The written notice by the Agency to the successful Bidder stating that upon compliance by it with the required conditions, the Agency will execute the Contract.



Notice to Proceed – A written notice given by the Agency to the Contractor fixing the date on which the Contract time will start.

Own Organization - When used in Section 2-3.1 – Employees of the Contractor who are hired, directed, supervised and paid by the Contractor to accomplish the completion of the Work. Further, such employees have their employment taxes, State disability insurance payments, State and Federal income taxes paid and administered, as applicable, by the Contractor. When used in Section 2-3.1 “own organization” means construction equipment that the Contractor owns or leases and uses to accomplish the Work. Equipment that is owner operated or leased equipment with an operator is not part of the Contractor's Own Organization and will not be included for the purpose of compliance with Section 2-3.1.

Person – Any individual, firm, association, partnership, corporation, trust, joint venture, or other legal entity.

Plans – The drawings, profiles, cross sections, working drawings, and supplemental drawings, or reproductions thereof, approved by the Engineer, which show the location, character, dimensions, or details of the Work.

Private Contract – Work subject to Agency inspection, control, and approval, involving private funds, not administered by the Agency.

Project Inspector – The Engineer’s designated representative for inspection, contract administration and first level for informal dispute resolution.

Proposal – See Bid.

Reference Specifications – Those bulletins, standards, rules, methods of analysis or test, codes, and specifications of other agencies, engineering societies, or industrial associations referred to in the Contract Documents. These refer to the latest edition, including amendments in effect and published at the time of advertising the project or issuing the permit, unless specifically referred to by edition, volume, or date.

Roadway – The portion of a street reserved for vehicular use.

Service Connection – Service connections are all or any portion of the conduit, cable, or duct, including meter, between a utility distribution line and an individual consumer.

Sewer – Any conduit intended for the reception and transfer of sewage and fluid industrial waste.

Specifications – General Provisions, Standard Specifications, Technical Specifications, Reference Specifications, Supplemental Provisions, and specifications in Supplemental Agreements between the Contractor and the Board.

Standard – The shaft or pole used to support street lighting luminaire, traffic signal heads, mast arms, etc.

Standard Plans – Details of standard structures, devices, or instructions referred to on the Plans or in Specifications by title or number.



Standard Specifications – The Standard Specifications for Public Works Construction (SSPWC), the “Greenbook”.

State – State of California.

Storm Drain – Any conduit and appurtenances intended for the reception and transfer of storm water.

Street – Any road, highway, parkway, freeway, alley, walk, or way.

Subbase – A layer of specified material of planned thickness between a base and the subgrade.

Subcontractor – An individual, firm, or corporation having a direct contract with the Contractor or with any other Subcontractor for the performance of a part of the Work.

Subgrade – For roadways, that portion of the roadbed on which pavement, surfacing, base, sub-base, or a layer of other material is placed. For structures, the soil prepared to support a structure.

Supervision – Supervision, where used to indicate supervision by the Engineer, shall mean the performance of obligations, and the exercise of rights, specifically imposed upon and granted to the Agency in becoming a party to the Contract. Except as specifically stated herein, supervision by the Agency shall not mean active and direct superintendence of details of the Work.

Supplemental Agreement – A written amendment of the Contract Documents signed by both parties.

Supplemental Provisions – Additions and revisions to the Standard Specifications setting forth conditions and requirements peculiar to the work.

Surety – Any individual, firm, or corporation, bound with and for the Contractor for the acceptable performance, execution, and completion of the Work, and for the satisfaction of all obligations incurred.

Tonne – Also referred to as “metric ton”. Represents a unit of measure in the International System of Units equal to 1,000 kilograms.

Utility – Tracks, overhead or underground wires, pipeline, conduits, ducts, or structures, sewers, or storm drains owned, operated, or maintained in or across a public right of way or private easement.

Work – That which is proposed to be constructed or done under the Contract or permit, including the furnishing of all labor, materials, equipment, and services.

1-3 ABBREVIATIONS

1-3.1 General. The abbreviation herein, together with others in general use, are applicable to these Standard Specifications and to project Plans or other Contract Documents.

All abbreviations and symbols used on Plans for structural steel construction shall conform to those given by the “Manual of Steel Construction” published by the American Institute of Steel Construction, Inc.



1-3.2 Common Usage

Abbreviation

Word or Words

ABAN Abandon
 ABAND Abandoned
 ABS Acrylonitrile – butadiene – styrene
 AC Asphalt Concrete
 ACP Asbestos cement pipe
 ACWS Asphalt concrete wearing surface
 ALT Alternate
 APTS Apartment and Apartments
 AMER STD American Standard
 AWG American Wire Gage (nonferrous wire)
 BC Beginning of curve
 BCR Beginning of curb return
 BDRY Boundary
 BF Bottom of footing
 BLDG Building and Buildings
 BM Bench mark
 BVC Beginning of vertical curve
 B/W Back of wall
 C/C Center to center
 CAB Crushed aggregate base
 CAL/OSHA California Occupational Safety and Health Administration
 CalTrans California Department of Transportation
 CAP Corrugated aluminum pipe
 CB Catch Basin
 Cb Curb
 CBP Catch Basin Connection Pipe
 CBR California Bearing Ratio
 CCR California Code of Regulations
 CCTV Closed Circuit Television
 CES Carlsbad Engineering Standards
 CF Curb face
 CF Cubic foot
 C&G Curb and gutter
 CFR Code of Federal Regulations
 CFS Cubic Feet per Second
 CIP Cast iron pipe
 CIPP Cast-in place pipe
 CL Clearance, center line
 CLF Chain link fence
 CMB Crushed miscellaneous base
 CMC Cement mortar-coated
 CML Cement mortar-lined
 CMP Corrugated Metal Pipe
 CMWD Carlsbad Municipal Water District
 CO Cleanout (Sewer)
 COL Column
 COMM Commercial
 CONC Concrete
 CONN Connection
 CONST Construct, Construction
 COORD Coordinate
 CSP Corrugated steel pipe
 CSD Carlsbad Standard Drawings
 CTB Cement treated base
 CV Check valve

CY Cubic yard
 D Load of pipe
 dB Decibels
 DBL Double
 DF Douglas fir
 DIA Diameter
 DIP Ductile iron pipe
 DL Dead load
 DR Dimension Ratio
 DT Drain Tile
 DWG Drawing
 DWY Driveway
 DWY APPR Driveway approach
 E Electric
 EA Each
 EC End of curve
 ECR End of curb return
 EF Each face
 EG Edge of gutter
 EGL Energy grade line
 EI Elevation
 ELC Electrolier lighting conduit
 ELT Extra long ton
 ENGR Engineer, Engineering
 EP Edge of pavement
 ESMT Easement
 ETB Emulsion-treated base
 EVC End of vertical curb
 EWA Encina Wastewater Authority
 EXC Excavation
 EXP JT Expansion joint
 EXST Existing
 F Fahrenheit
 F&C Frame and cover
 F&I Furnish and install
 FAB Fabricate
 FAS Flashing arrow sign
 FD Floor drain
 FDN Foundation
 FED SPEC Federal Specification
 FG Finished grade
 FH Fire hydrant
 FL Flow line
 FS Finished surface
 FT-LB Foot-pound
 FTG Footing
 FW Face of wall
 G Gas
 GA Gauge
 GAL Gallon and Gallons
 GALV Galvanized
 GAR Garage and Garages
 GIP Galvanized iron pipe
 GL Ground line or grade line
 GM Gas meter
 GNV Ground Not Visible



GP Guy pole
 GPM gallons per minute
 GR Grade
 GRTG Grating
 GSP Galvanized steel pipe
 H High or height
 HB Hose bib
 HC House connection
 HDWL Headwall
 HGL Hydraulic grade line
 HORIZ Horizontal
 HP Horsepower
 HPG High pressure gas
 HPS High pressure sodium (Light)
 HYDR Hydraulic
 IE Invert Elevation
 ID Inside diameter
 INCL Including
 INSP Inspection
 INV Invert
 IP Iron pipe
 JC Junction chamber
 JCT Junction
 JS Junction structure
 JT Joint
 L Length
 LAB Laboratory
 LAT Lateral
 LB Pound
 LD Local depression
 LF Linear foot
 LH Lamp hole
 LL Live load
 LOL Layout line
 LONG Longitudinal
 LP Lamp post
 LPS Low pressure sodium (Light)
 LS Lump sum
 LTS Lime treated soil
 LWD Leucadia Wastewater District
 MAINT Maintenance
 MAX Maximum
 MCR Middle of curb return
 MEAS Measure
 MH Manhole, maintenance hole
 MIL SPEC Military specification
 MISC Miscellaneous
 MOD Modified, modify
 MON Monument
 MSL Mean Sea Level (Reg. Standard Drawing M-12)
 MTBM Microtunneling Boring Machine
 MULT Multiple
 MUTCD Manual on Uniform Traffic Control Devices
 MVL Mercury vapor light
 NCTD North County Transit District
 NRCP Nonreinforced concrete pipe
 OBS Obsolete
 OC On center
 OD Outside diameter
 OE Outer edge
 OHE Overhead Electric
 OMWD Olivenhain Municipal Water District
 OPP Opposite
 ORIG Original
 PACP Pipeline Assessment Certification Program

PB Pull box
 PC Point of curvature
 PCC Portland cement concrete or point
 of compound curvature
 PCVC Point of compound vertical curve
 PE Polyethylene
 PI Point of intersection
 PL Property line
 PMB Processed miscellaneous base
 POC Point on curve
 POT Point on tangent
 PP Power pole
 PRC Point of reverse curve
 PRVC Point of reverse vertical curve
 PSI Pounds per square inch
 PT Point of tangency
 PVC Polyvinyl chloride
 PVMT Pavement
 PVT R/W Private right-of-way
 Q Rate of flow in cubic feet per second
 QUAD Quadrangle, Quadrant
 R Radius
 R&O Rock and oil
 R/W Right-of-way
 RA Recycling agent
 RAC Recycled asphalt concrete
 RAP Reclaimed asphalt pavement
 RBAC Rubberized asphalt concrete
 RC Reinforced concrete
 RCB Reinforced concrete box
 RCE Registered civil engineer
 RCP Reinforced concrete pipe
 RCV Remote control valve
 REF Reference
 REINF Reinforced or reinforcement
 RES Reservoir
 RGE Registered geotechnical engineer
 ROW Right-of-Way
 RR Railroad
 RSE Registered structural engineer
 RTE Registered traffic engineer
 S Sewer or Slope, as applicable
 SCCP Steel cylinder concrete pipe
 SD Storm drain
 SDNR San Diego Northern Railway
 SDR Standard thermoplastic pipe dimension ratio
 (ratio of pipe O.D. to minimum wall thickness)
 SDRSD San Diego Regional Standard Drawings
 SE Sand Equivalent
 SEC Section
 SF Square foot
 SFM Sewer Force Main
 SI International System of Units (Metric)
 SPEC Specifications
 SPPWC Standard Plans for
 Public Works Construction
 SSPWC Standard Specifications for
 Public Works Construction
 ST HWY State highway
 STA Station
 STD Standard
 STR Straight
 STR GR Straight grade
 STRUC Structural/Structure
 SW Sidewalk



SWD..... Sidewalk drain
 SY Square yard
 T..... Telephone
 TAN..... Tangent
 TC Top of curb
 TEL Telephone
 TF..... Top of footing
 TOPO..... Topography
 TR Tract
 TRANS..... Transition
 TS Traffic signal or transition structure
 TSC..... Traffic signal conduit
 TSS..... Traffic signal standard
 TW Top of wall
 TYP Typical
 UE Underground Electric

USA..... Underground Service Alert
 VAR..... Varies, Variable
 VB Valve box
 VC Vertical curve
 VCP..... Vitrified clay pipe
 VERT Vertical
 VOL..... Volume
 VWD..... Vallecitos Water District
 W..... Water, Wider or Width, as applicable
 WATCH..... Work Area Traffic Control Handbook
 WI..... Wrought iron
 WM..... Water meter
 WPJ..... Weakened plane joint
 XCONN..... Cross connection
 XSEC Cross section

1-3.3 Institutions.

Abbreviation

Word or Words

AASHTO American Association of State Highway and Transportation Officials
 AISC..... American Institute of Steel Construction
 ANSI..... American National Standards Institute
 API American Petroleum Institute
 AREA American Railway Engineering Association
 ASTM American Society for Testing and Materials
 AWPA..... American Wood Preservers Association
 AWS..... American Welding Society
 AWWA..... American Water Works Association
 FHWA..... Federal Highway Administration
 GRI..... Geosynthetic Research Institute
 NEMA..... National Electrical Manufacturers Association
 NOAA..... National Oceanic and Atmospheric Administration (Dept. of Commerce)
 UL Underwriters' Laboratories Inc.
 USGS..... United States Geological Survey

1-4 UNITS OF MEASURE.

1-4.1 General. U.S. Standard Measures, also called U.S. Customary System, are the principal measurement system in these specifications. However, certain material specifications and test requirements contained herein use SI units specifically and conversions to U.S. Standard Measures may or may not have been included in these circumstances. When U.S. Standard Measures are not included in parenthesis, then the SI units shall control. S.I. units and U.S. Standard Measures in parenthesis may or may not be exactly equivalent.

Reference is also made to ASTM E 380 for definitions of various units of the SI system and a more extensive set of conversion factors.



1-4.2 Units of Measure and Their Abbreviations.

<u>U.S. Customary Unit</u> <u>(Abbreviations)</u>	(Equal To)	<u>SI Unit</u> <u>(Abbreviations)</u>
1 mil (=0.001 in)		25.4 micrometer (μm)
1 inch (in)		25.4 millimeter (mm)
1 inch (in)		2.54 centimeter (cm)
1 foot (ft)		0.3048 meter (m)
1 yard (yd)		0.9144 meter (m)
1 mile (mi)		1.6093 kilometer (km)
1 square foot (ft ²)		0.0929 square meter (m ²)
1 square yard (yd ²)		0.8361 square meter (m ²)
1 cubic foot (ft ³)		0.0283 cubic meter (m ³)
1 cubic yard (yd ³)		0.7646 cubic meter (m ³)
1 acre		0.4047 hectare (ha)
1 U.S. gallon (gal)		3.7854 Liter (L)
1 fluid ounce (fl. oz.)		29.5735 milliliter (mL)
1 pound mass (lb) (avoirdupois)		0.4536 kilogram (kg)
1 ounce mass (oz)		0.02835 kilogram (kg)
1 Ton (=2000 lb avoirdupois)		0.9072 Tonne (= 907 kg)
1 Poise		0.1 pascal · second (Pa · s)
1 centistoke (cs)		1 square millimeters per second (mm ² /s)
1 pound force (lbf)		4.4482 Newton (N)
1 pounds per square inch (psi)		6.8948 Kilopascal (kPa)
1 pound force per foot (lbf/ft)		1.4594 Newton per meter (N/m)
1 foot-pound force (ft-lbf)		1.3558 Joules (J)
1 foot-pound force per second ([ft-lbf]/s)		1.3558 Watt (W)
1 part per million (ppm)		1 milligram/liter (mg/L)

Temperature Units and Abbreviations

Degree Fahrenheit (°F):	Degree Celsius (°C):
°F = (1.8 x °C) + 32	°C = (°F - 32)/1.8

SI Units (abbreviation) Commonly Used in Both Systems

1 Ampere (A)
1 Volt (V)
1 Candela (cd)
1 Lumen (lm)
1 second (s)

Common Metric Prefixes

kilo (k)	10 ³
centi (c)	10 ⁻²
milli (m)	10 ⁻³
micro (μ)	10 ⁻⁶
nano (n)	10 ⁻⁹
pico (p)	10 ⁻¹²

1-5 SYMBOLS

Δ	Delta, the central angle or angle between tangents
∠	Angle
%	Percent
'	Feet or minutes
"	Inches or seconds
1	Number
/	per or (between words)
°	Degree
PL	Property line
CL	Centerline
SL	Survey line or station line



SECTION 2 – SCOPE AND CONTROL OF WORK

2-1 AWARD AND EXECUTION OF CONTRACT. Award and execution of Contract will be as provided for in the Specifications, Instruction to Bidders, or Notice Inviting Bids.

2-2 ASSIGNMENT. No Contract or portion thereof may be assigned without consent of the Board, except that the Contractor may assign money due or which will accrue to it under the Contract. If given written notice, such assignment will be recognized by the Board to the extent permitted by law. Any assignment of money shall be subject to all proper withholdings in favor of the Agency and to all deductions provided for in the Contract. All money withheld, whether assigned or not, shall be subject to being used by the Agency for completion of the Work, should the Contractor be in default.

2-3 SUBCONTRACTS.

2-3.1 General. Each Bidder shall comply with the Chapter of the Public Contract Code including Sections 4100 through 4113. The following excerpts or summaries of some of the requirements of this Chapter are included below for information:

The Bidder shall set forth in the Bid, as provided in 4104:

“(a) The name and location of the place of business of each subcontractor who will perform work or labor or render service to the prime contractor in or about the construction of the work or improvements, or a subcontractor licensed by the State of California who, under subcontract to the prime contractor, specially fabricates and installs a portion of the work or improvement according to detailed drawings contained in the plans and specifications, in an amount in excess of one-half of 1 percent of the prime contractor’s total bid, or, in the case of bids or offers for the construction of streets or highways, including bridges, in excess of one-half of 1 percent of the prime contractor’s total bid or ten thousand dollars (\$10,000), whichever is greater.”

“(b) The portion of the work which will be done by each such subcontractor under this act. The prime contractor shall list only one subcontractor for each such portion as is defined by the prime contractor in his bid.”

If the Contractor fails to specify a Subcontractor or specifies more than one Subcontractor for the same portion of the work to be performed under the Contract (in excess of one-half of 1 percent of the Contractor’s total Bid), the Contractor shall be qualified to perform that portion itself, and shall perform that portion itself, except as otherwise provided in the Code.

As provided in Section 4107, no Contractor whose Bid is accepted shall substitute any person as Subcontractor in place of the Subcontractor listed in the original Bid, except for causes and by procedures established in Section 4107.5. This section provides procedures to correct a clerical error in the listing of a Subcontractor.

Section 4110 provides that a Contractor violating any of the provisions of the Chapter violates the Contract and the Board may exercise the option either to cancel the Contract or assess the Contractor a penalty in an amount of not more than 10 percent of the subcontract involved, after a public hearing.



Should the Contractor fail to adhere to the provisions requiring the Contractor to complete **50 percent** of the contract price with its own organization, the Agency may at its sole discretion elect to cancel the contract or deduct an amount equal to 10 percent of the value of the work performed in excess of **50 percent** of the contract price by other than the Contractor's own organization. The Board shall be the sole body for determination of a violation of these provisions. In any proceedings under this section, the prime contractor shall be entitled to a public hearing before the Board and shall be notified ten (10) days in advance of the time and location of said hearing. The determination of the City Council shall be final.

2-3.2 Additional Responsibility. The Contractor shall give personal attention to the fulfillment of the Contract and shall keep the Work under its control.

The Contractor shall perform, with its own organization, Contract work amounting to at least 50 percent of the Contract Price except that any designated "Specialty Items" may be performed by subcontract, and the amount of any such "Specialty Items" so performed may be deducted from the Contract Price before computing the amount required to be performed by the Contractor with its own organization. "Specialty Items" will be identified by the Agency in the Bid or Proposal. Where an entire item is subcontracted, the value of work subcontracted will be based on the Contract Unit Price. When a portion of an item is subcontracted, the value of work subcontracted will be based on the estimated percentage of the Contract Unit Price. This will be determined from information submitted by the Contractor, and subject to approval by the Engineer.

Before the work of any Subcontractor is started, the Contractor shall submit to the Engineer for approval a written statement showing the work to be subcontracted giving the name and business of each Subcontractor and description and value of each portion of the work to be so subcontracted.

2-3.3 Status of Subcontractors. Subcontractors shall be considered employees of the Contractor, and the Contractor shall be responsible for their work.

2-4 CONTRACT BONDS. Before execution of the Contract, the Bidder shall file surety bonds with the Agency to be approved by the Board in the amounts and for the purposes noted below. Bonds issued by a surety, who is authorized to issue bonds in California, and whose bonding limitation shown in said circular is sufficient to provide bonds in the amount required by the Contract shall be deemed to be approved unless specifically rejected by the Agency. Bonds from all other sureties shall be accompanied by all of the documents enumerated in Code of Civil Procedure 995.660 (a). The Bidder shall pay all bond premiums, costs, and incidentals.

Each bond shall incorporate, by reference, the Contract and be signed by both the Bidder and Surety and the signature of the authorized agent of the Surety shall be notarized.

The Contractor shall provide a faithful performance/warranty bond and payment bond (labor and materials bond) for this contract. The faithful performance/warranty bond shall be in a sum not less than one hundred percent of the total amount payable by the terms of this contract. The Contractor shall provide bonds to secure payment of laborers and materials suppliers in a sum not less than one hundred percent of the total amount payable by the terms of this contract.

Both bonds shall extend in full force and effect and be retained by the Agency during this project until they are released according to the provisions of this section.



The faithful performance/warranty bond will be reduced to 25 percent of the original amount 30 days after recordation of the Notice of Completion and will remain in full force and effect for the one year warranty period and until all warranty repairs are completed to the satisfaction of the Engineer. The bonds to secure payment of laborers and materials suppliers shall be released six months plus 30 days after recordation of the Notice of Completion if all claims have been paid.

All bonds are to be placed with a surety insurance carrier admitted and authorized to transact the business of insurance in California and whose assets exceed their liabilities in an amount equal to or in excess of the amount of the bond. The bonds are to contain the following documents:

- 1) An original, or a certified copy, of the un-revoked appointment, power of attorney, by laws, or other instrument entitling or authorizing the person who executed the bond to do so.
- 2) A certified copy of the certificate of authority of the insurer issued by the insurance commissioner.

If the bid is accepted, the Agency may require a financial statement of the assets and liabilities of the insurer at the end of the quarter calendar year prior to 30 days next preceding the date of the execution of the bond. The financial statement shall be made by an officer's certificate as defined in Section 173 of the Corporations Code. In the case of a foreign insurer, the financial statement may be verified by the oath of the principal officer or manager residing within the United States.

Should any bond become insufficient, the Contractor shall renew the bond within 10 days after receiving notice from the Agency.

Should any Surety at any time be unsatisfactory to the Board, notice will be given the Contractor to that effect. No further payments shall be deemed due or will be made under the contract until a new Surety shall qualify and be accepted by the Board.

Changes in the Work or extensions of time, made pursuant to the Contract, shall in no way release the Contractor or Surety from its obligations. Notice of such changes or extensions shall be waived by the Surety.

2-5 PLANS AND SPECIFICATIONS.

2-5.1 General. The Contractor shall keep at the Work site a copy of the Plans and Specifications, to which the Engineer shall have access at all times.

The specifications for the work include the General Provisions, project technical specifications, Carlsbad Engineering Standards (CES), Standard Specifications for Public Works Construction, (SSPWC), and the latest supplements thereto, **2021 edition** as published by the "Greenbook" Committee of Public Works Standards, Inc., hereinafter designated "SSPWC", as amended.

The construction plans consist of one (1) set of drawings. The set is designated as City of Carlsbad Drawing #506-3A and consists of twenty eight (28) sheets.

standard drawings used for this project are the latest edition of the San Diego Area Regional Standard Drawings, hereinafter designated SDRSD, as issued by the San Diego County Department of Public Works, together with the most recent editions of the City of Carlsbad Engineering Standards and Carlsbad Standard Drawings, as issued by the City of Carlsbad and the Carlsbad Municipal Water District, hereinafter designated as CES and CSD, respectively. Copies of some of the pertinent standard drawings are enclosed as an appendix to these General Provisions.



The Plans, Specifications, and other Contract Documents shall govern the Work. The Contract Documents are intended to be complementary and cooperative. Anything specified in the Specifications and not shown on the Plans or shown on the Plans and not specified in the Specifications, shall be as though shown on or specified in both.

The Plans shall be supplemented by such working drawings and shop drawings as are necessary to adequately control the Work.

The Contractor shall ascertain the existence of any conditions affecting the cost of the Work through a reasonable examination of the Work site prior to submitting the Bid.

Existing improvements visible at the Work site, for which no specific disposition is made on the Plans, but which interfere with the completion of the Work, shall be removed and disposed of by the Contractor.

The Contractor shall, upon discovering any error or omission in the Plans or Specifications, immediately call it to the attention of the Engineer.

2-5.2 Precedence of Contract Documents. If there is a conflict between Contract Documents, the document highest in precedence shall control. The precedence shall be the most recent edition of the following documents listed in order of highest to lowest precedence:

1. Permits from other agencies as may be required by law.
2. Change orders, whichever occurs last.
3. Contract addenda, whichever occurs last.
4. Contract
5. Carlsbad General Provisions, Technical Specifications, and Supplemental Provisions.
6. Plans.
7. Standards plans.
 - a. City of Carlsbad Standard Drawings.
 - b. Carlsbad Municipal Water District Standard Drawings.
 - c. City of Carlsbad modifications to the San Diego Area Regional Standard Drawings.
 - d. San Diego Area Regional Standard Drawings.
 - e. Traffic Signal Design Guidelines and Standards.
 - f. State of California Department of Transportation Standard Plans.
 - g. State of California Department of Transportation Standard Specifications.
 - h. California Manual on Uniform Traffic Control Devices (CA MUTCD).
8. Standard Specifications for Public Works Construction, as amended.
9. Reference Specifications.
10. Manufacturer's Installation Recommendations

Detail drawings shall take precedence over general drawings.

Change Orders, Supplemental Agreements and approved revisions to Plans and Specifications will take precedence over items 2) through 9) above. Detailed plans and plan views shall have precedence over general plans.

2-5.2.1 Precedence of Contract Documents. Add the following: Where CALTRANS specifications are used to modify the SSPWC or added to the SSPWC by any of the contract documents the CALTRANS specifications shall have precedence only in reference to the materials and construction materials referred to in the CALTRANS specifications. The Invitation to Bid, Contract for



Public Works, Part 1 of these Supplemental Provisions and Part 1 of the SSPWC, in the order of precedence in Section 2-5.2 of the SSPWC, shall prevail over the CALTRANS specifications in all other matters.

2-5.3 Submittals.

2-5.3.1 General. Submittals shall be provided, at the Contractor's expense, as required in 2-5.3.2, 2-5.3.3 and 2-5.3.4, when required by the Plans or Special Provisions, or when requested by the Engineer.

Materials shall neither be furnished nor fabricated, nor shall any work for which submittals are required be performed, before the required submittals have been reviewed and accepted by the Engineer. Neither review nor acceptance of submittals by the Engineer shall relieve the Contractor from responsibility for errors, omissions, or deviations from the Contract Documents, unless such deviations were specifically called to the attention of the Engineer in the letter of transmittal. The Contractor shall be responsible for the correctness of the submittals.

The Contractor shall allow a minimum of 15 working days for review of submittals unless otherwise specified in the Special Provisions. Each submittal shall be accompanied by a letter of transmittal.

Each submittal shall be consecutively numbered. Resubmittals shall be labeled with the number of the original submittal followed by an ascending alphabetical designation (e.g. The label '4-C' would indicate the third instance that the fourth submittal had been given to the Engineer). Each sheet of each submittal shall be consecutively numbered. Each set of shop drawings and submittals shall be accompanied by a letter of transmittal on the Contractor's letterhead. The Letter of Transmittal shall contain the following:

1. Project title and Agency contract number.
2. Number of complete sets.
3. Contractor's certification statement.
4. Specification section number(s) pertaining to material submitted for review.
5. Submittal number (Submittal numbers shall be consecutive including subsequent submittals for the same materials.)
6. Description of the contents of the submittal.
7. Identification of deviations from the contract documents.

When submitted for the Engineer's review, Shop Drawings shall bear the Contractor's certification that the Contractor has reviewed, checked, and approved the Shop Drawings and that they are in conformance with the requirements of the Contract Documents. The Contractor shall subscribe to and shall place the following certification on all submittals:

"I hereby certify that the (equipment, material) shown and marked in this submittal is that proposed to be incorporated into this Project, is in compliance with the Contract Documents, can be installed in the allocated spaces, and is submitted for approval."

By: _____ Title: _____

Date: _____

Company Name: _____



2-5.3.2 Working Drawings. Working drawings are drawings showing details not shown on the Plans which are required to be designed by the Contractor. Working drawings shall be of a size and scale to clearly show all necessary details.

Six copies and one reproducible shall be submitted. If no revisions are required, three of the copies will be returned to the Contractor. If revisions are required, the Engineer will return one copy along with the reproducible for resubmission. Upon acceptance, the Engineer will return two of the copies to the Contractor and retain the remaining copies and the reproducible.

Working drawings are required in the following sections:

TABLE 2-5.3.2 (A)

Item	Section Number	Title	Subject
1	7-10.4.1	Safety Orders	Trench Shoring
2	207-2.5	Joints	Reinforced Concrete Pipe
3	207-8.4	Joints	Vitrified Clay Pipe
4	209-2.1	General	Fabricated Steel Pipe
5	300-3.2	Cofferdams	Structure Excavation & Backfill
6	303-1.6	General	Falsework
7	303-1.7	General	Placing Reinforcement
8	303-3.1	General	Prestressed Concrete Construction
9	304-1.1.1	Shop Drawings	Structural Steel
10	304-1.1.2	Falsework Plans	Structural Steel
11	304-2.1	General	Metal Hand Railings
12	306-2.7.3	General	Temporary Bypasses
13	307-1.1	General	Jacking Operations
14	307-2.1	General	Tunneling Operations
15	307-2.4	Tunnel Supports	Tunneling Operations
16	306-8.2.2.3	Remodeling Existing Sewer Facilities	Polyethylene Liner Installation
17	308-3	Microtunneling	Microtunneling Operations
18	701-17.2.2	Controller Cabinet Wiring Diagrams	Traffic Signal Construction

Working drawings listed above as Items 1, 5, 6, 8, 9, 10, 12, 13, 14, 15 and 17 shall be prepared by a Civil or Structural Engineer registered by the State of California.

2-5.3.3 Shop Drawings. Shop drawings are drawings showing details of manufactured or assembled products proposed to be incorporated into the Work. Shop drawings required shall be as specified in the Special Provisions.

2-5.3.4 Supporting Information. Supporting information is information required by the Specifications for the purposes of administration of the Contract, analysis for verification of conformance with the Specifications, the operation and maintenance of a manufactured product or system to be constructed as part of the Work, and other information as may be required by the Engineer. Six copies of the supporting information shall be submitted to the Engineer prior to the start of the Work unless otherwise specified in the Special Provisions or directed by the Engineer. Supporting information for systems shall be bound together and include all manufactured items for the system. If resubmittal is not required, three copies will be returned to the Contractor. Supporting information shall consist of the following and is required unless otherwise specified in the Special Provisions:

- 1) List of Subcontractors per 2-3.2.



- 2) List of Materials per 4-1.4.
- 3) Certifications per 4-1.5.
- 4) Construction Schedule per 6-1.
- 5) Confined Space Entry Program per 7-10.4.4.
- 6) Concrete mix designs per 201-1.1.
- 7) Asphalt concrete mix designs per 203-6.1.
- 8) Request for Permission of Laydown or staging area (if within City ROW)
- 9) Data, including, but not limited to, catalog sheets, manufacturer's brochures, technical bulletins, specifications, diagrams, product samples, and other information necessary to describe a system, product or item. This information is required for irrigation systems, street lighting systems, and traffic signals, and may also be required for any product, manufactured item, or system.

2-5.4 Record Drawings. The Contractor shall provide and keep an up-to-date record set of drawings "as-built", which shall be corrected in red and show every change from the original drawings and specifications and the exact "as-built" locations, sizes and kinds of equipment, underground piping, valves, and all other work not visible at surface grade. Prints for this purpose may be obtained from the Agency at cost. The official record drawing shall accurately reflect all changes and modifications to the original plan. The Contractor shall formally submit the final record drawing at the final walkthrough meeting. At the direction of the engineer, the Contractor shall correct and revise the Record Drawings to accurately reflect field conditions. Re-submittal of the Record Drawings shall be completed within ten (10) working days of the final walkthrough meeting date and shall reflect any additional punch list items. Payment for the upkeep, revision, and submittal of the record drawings shall be included in the lump sum price for this bid item.

2-6 WORK TO BE DONE. The Contractor shall perform all work necessary to complete the Contract in a satisfactory manner. Unless otherwise provided, the Contractor shall furnish all materials, equipment, tools, labor, and incidentals necessary to complete the Work.

2-7 SUBSURFACE DATA. All soil and test hole data, water table elevations, and soil analyses shown on the drawings or included in the Specifications apply only at the location of the test holes and to the depths indicated. Soil test reports for test holes which have been drilled are available for inspection at the office of the Engineer. Any additional subsurface exploration shall be done by Bidders or the Contractor at their own expense.

The indicated elevation of the water table is that which existed on the date when test hole data was determined. It is the Contractor's responsibility to determine and allow for the elevation of groundwater at the date of project construction. A difference in elevation between groundwater shown in soil boring logs and groundwater actually encountered during construction will not be considered as a basis for extra work.

2-8 RIGHT-OF-WAY. Rights-of-way, easements, or rights-of-entry for the Work will be provided by the Agency. Unless otherwise provided, the Contractor shall make arrangements, pay for, and assume all responsibility for acquiring, using, and disposing of additional work areas and facilities temporarily required. The Contractor shall indemnify and hold the Agency harmless from all claims for damages caused by such actions.

2-9 SURVEYING.

2-9.1 Permanent Survey Markers. The Contractor shall not cover or disturb permanent survey monuments or benchmarks without the consent of the Engineer. Where the Engineer concurs, in



writing, with the Contractor that protecting an existing monument in place is impractical, the Contractor shall employ a licensed land surveyor or a registered civil engineer authorized to practice land surveying within the State of California, hereinafter Surveyor, to establish the location of the monument before it is disturbed. The Contractor shall have the monument replaced by the Surveyor no later than thirty (30) days after construction at the site of the replacement is completed. The Surveyor shall file corner record(s) as required by §§ 8772 and 8773, et seq. of the California Business and Professions Code.

When a change is made in the finished elevation of the pavement of any roadway in which a permanent survey monument is located, the Contractor shall adjust the monument frame and cover to the new grade within 7 days of paving unless the Engineer shall approve otherwise. Monument frames and covers shall be protected during street sealing or painting projects or be cleaned to the satisfaction of the Engineer.

2-9.2 Survey Service. The Contractor shall hire and pay for the services of a Surveyor, hereinafter Surveyor to perform all work necessary for establishing control, construction staking, records research and all other surveying work necessary to construct the work, provide surveying services as required herein and provide surveying, drafting and other professional services required to satisfy the requirements of the Land Surveyors Act. Surveyor shall be resident on the site during all surveying operations and shall personally supervise and certify the surveying work.

2-9.2.1 Submittal of Surveying Data. All surveying data submittals shall conform to the requirements of Section 2-5.3.3, "Submittals", herein. The Contractor shall submit grade sheets to the Engineer before commencing work in the area affected by the grade sheets. The Contractor shall submit field notes for all surveying required herein to the Engineer within ten days of performing the survey. All surveying field notes, grade sheets and survey calculations shall be submitted in bound form on 215mm by 280 mm (8½" by 11") paper. The field notes, calculations and supporting data shall be clear and complete. Supporting data shall include all maps, affidavits, plats, field notes from earlier surveys and all other evidence used by the Surveyor to determine the location of the monuments set. The field notes and calculations will be labeled with name of the Surveyor, the party chief, the field crewmembers and the author of the field notes or calculations. They shall be annotated with the date of observation or calculation, be numbered with consecutive page numbers and shall be readable without resort to any electronic aid, computer program or documentation for any computer program. The field notes shall be prepared in conformance with the CALTRANS "Surveys Manual". The Contractor shall have a Record of Survey prepared by the Surveyor and file it in conformance with §§ 8700 - 8805 of the State of California Business and Professions Code when the Surveyor performs any surveying that such map is required under §§ 8762 of the State of California Business and Professions Code and whenever the Surveyor shall establish, set or construct any permanent survey monument. SDRS drawing M-10 type monuments, bolts, spikes, leaded tacks and nails (when set in concrete), iron pipes, reinforcing steel and all monuments and marks that are at, or accessory to, property corners and street centerlines are permanent survey monuments. The Record of Survey shall show all monuments set, control monuments used, the basis of bearings and all other data needed to determine the procedure of survey and the degree of accuracy attained by the field surveying including the unadjusted ratio of closure. The unadjusted ratio of closure shall not exceed 1 part in 40,000. The record of survey shall show the location and justification of location of all permanent monuments set and their relation to the street right-of-way. Record(s) of Survey(s) shall be submitted for the Engineer's review and approval before submittal to the County Surveyor and before submittal to the County Recorder.



2-9.2.2 Survey Requirements, Stakes shall be set at offsets approved by the Engineer at no greater intervals than specified in TABLE 2-9.2.2(A) as measured along the project stationing. Stakes shall be set to show the location and grade of future curbs adjacent to traffic signal locations where the curb is not being built as a part of this contract. Staking and marking shall be completed by the Surveyor and inspected and approved by the Engineer before the start of construction in the area marked. Centerline monument shall have the disk stamped with the date the monument was set and the registration number of the Surveyor. Habitat mitigation sites and other areas to be preserved that are shown on the plans shall be staked and flagged prior to the start of any other activities within the limits of the work. When curb and gutter does not exist and is not being installed as a part of the project the location of adjacent facilities being constructed as a part of the contract the Contractor shall place stakes defining the horizontal and vertical location of such adjacent utility vaults, poles or other facilities that are being installed as parts of, or adjunct to, the project either by the Contractor and/or those noted on the plans as to be installed by others.

**TABLE 2-9.2.2(A)
Survey Requirements for Construction Staking**

Feature Staked	Stake Description ②	Centerline or Parallel to Centerline Spacing ④, ⑥	Lateral Spacing ③, ⑥	Setting Tolerance (Within)
Street Centerline	SDRS M-10 Monument	≤1000', Street Intersections, Begin and end of curves, only when shown on the plans	on street centerline	0.02' Horizontal, also see Section 2-9.2.1 herein
Clearing	Lath in soil, painted line on PCC & AC surfaces	lath - Intervisible, ≤ 50' on tangents & ≤ 25' on curves, Painted line - continuous	at clearing line	1' Horizontal
Slope	RP + Marker Stake	Intervisible and ≤ 50'	Grade Breaks & ≤ 25'	0.1' Vertical & Horizontal
Fence	RP + Marker Stake	≤ 200' on tangents, ≤ 50' on curves when R ≥ 1000' & 25' on curves when R ≤ 1000'	N/A (constant offset)	0.1' Horizontal
Rough Grade Cuts or Fills ≥ 10 m (33')	RP + Marker Stake	≤ 50'	N/A	0.1' Vertical & Horizontal
Final Grade (includes top of: Basement soil, subbase and base)	RP + Marker Stake, Blue-top in grading area	≤ 50' on tangents & curves when R ≥ 1000' & ≤ 25' on curves when R ≤ 1000'	≤ 22'	3/8" Horizontal & 1/4" Vertical
Asphalt Pavement Finish Course	RP, paint on previous course	≤ 25' or as per the intersection grid points shown on the plan whichever provides the denser information	edge of pavement, paving pass width, crown line & grade breaks	3/8" Horizontal & 1/4" Vertical
Drainage Structures, Pipes & similar Facilities ①, ⑦	RP + Marker Stake	intervisible & ≤ 25', beginning and end, BC & EC of facilities, Grade breaks, Alignment breaks, Junctions, Inlets & similar facilities, Risers & similar facilities (except plumbing), Skewed cut-off lines	as appropriate	3/8" Horizontal & 1/4" Vertical
Curb	RP + Marker Stake	≤ 25', BC & EC, at 1/4Δ, 1/2Δ & 3/4Δ on curb returns & at beginning & end	(constant offset)	3/8" Horizontal & 1/4" Vertical
Traffic Signal ①		Vertical locations shall be based on the ultimate elevation of curb and sidewalk		
Signal Poles & Controller ①	RP + Marker Stake	at each pole & controller location	as appropriate	3/8" Horizontal & 1/4" Vertical
Junction Box ①	RP + Marker Stake	at each junction box location	as appropriate	3/8" Horizontal & 1/4" Vertical



Feature Staked	Stake Description ②	Centerline or Parallel to Centerline Spacing④, ⑥	Lateral Spacing ③, ⑥	Setting Tolerance (Within)
Conduit ①	RP + Marker Stake	≤ 50' on tangents & curves when R ≥ 1000' & ≤ 25' on curves when R ≤ 1000' or where grade ≤ 0.30%	as appropriate	3/8" Horizontal & when depth cannot be measured from existing pavement 1/4" Vertical
Minor Structure ①	RP + Marker Stake + Line Stake	for catch basins: at centerline of box, ends of box & wings & at each end of the local depression ⑤	as appropriate	3/8" Horizontal & 1/4" Vertical (when vertical data needed)
Abutment Fill	RP + Marker Stake + Line Stake	≤ 50' & along end slopes & conic transitions	as appropriate	0.1' Vertical & Horizontal
Wall ①	RP + Marker Stake + Line Point +Guard Stake	≤ 50' and at beginning & end of: each wall, BC & EC, layout line angle points, changes in footing dimensions &/or elevation & wall height	as appropriate	1/4" Horizontal & 1/4" Vertical
Major Structure ⑤				
Footings, Bents, Abutments & Wingwalls	RP + Marker Stake + Line Point +Guard Stake	10' to 33' as required by the Engineer, BC & EC, transition points & at beginning & end. Elevation points on footings at bottom of columns	as appropriate	3/8" Horizontal & 1/4" Vertical
Superstructures	RP	10' to 33' sufficient to use string lines, BC & EC, transition points & at beginning & end. Elevation points on footings at bottom of columns	as appropriate	3/8" Horizontal & 1/4" Vertical
Miscellaneous ⑤				
Contour Grading ①	RP + Marker Stake	≤ 50'	along contour line	0.1' Vertical & Horizontal
Utilities ①, ⑦	RP + Marker Stake	≤ 50' on tangents & curves when R ≥ 1000' & ≤ 25' on curves when R ≤ 1000' or where grade ≤ 0.30%	as appropriate	3/8" Horizontal & 1/4" Vertical
Channels, Dikes & Ditches ①	RP + Marker Stake	intervisible & ≤ 100', BC & EC of facilities, Grade breaks, Alignment breaks, Junctions, Inlets & similar facilities	as appropriate	0.1' Horizontal & 1/4" Vertical
Signs ①	RP + Marker Stake + Line Point +Guard Stake	At sign location	Line point	0.1' Vertical & Horizontal
Subsurface Drains ①	RP + Marker Stake	intervisible & ≤ 50', BC & EC of facilities, Grade breaks, Alignment breaks, Junctions, Inlets & similar facilities, Risers & similar facilities	as appropriate	0.1' Horizontal & 1/4" Vertical
Overside Drains ①	RP + Marker Stake	longitudinal location	At beginning & end	0.1' Horizontal & 1/4" Vertical
Markers ①	RP + Marker Stake	for asphalt street surfacing ≤ 50' on tangents & curves when R ≥ 1000' & ≤ 25' on curves when R ≤ 1000'.	At marker location(s)	1/4" Horizontal
Railings & Barriers ①	RP + Marker Stake	At beginning & end and ≤ 50' on tangents & curves when R ≥ 1000' & ≤ 25' on curves when R ≤ 1000'	at railing & barrier location(s)	3/8" Horizontal & Vertical
AC Dikes ①	RP + Marker Stake	At beginning & end	as appropriate	0.1' Horizontal & Vertical
Box Culverts		10' to 33' as required by the Engineer, BC & EC, transition points & at beginning & end. Elevation points on footings & at invert	as appropriate	3/8" Horizontal & 1/4" Vertical
Pavement Markers①	RP	200' on tangents, 50' on curves when R ≥ 1000' & 25' on curves when R ≤ 1000'. For PCC surfaced streets lane cold joints will suffice	at pavement marker location(s)	1/4" Horizontal

① Staking for feature may be omitted when adjacent marker stakes reference the offset and elevation of those features and the accuracy requirements of the RP meet the requirements for the feature



- ② Reference points shall be sufficiently durable and set securely enough to survive with accuracy intact throughout the installation & inspection of the features or adjacent facilities for which they provide control. RP means reference point for the purposes of this table
- ③ Perpendicular to centerline.
- ④ Some features are not necessarily parallel to centerline but are referenced thereto
- ⑤ Multi-plane surfaced features shall be staked so as to provide line & grade information for each plane of the feature
- ⑥ \geq means greater than, or equal to, the number following the symbol. \leq means less than, or equal to, the number following the symbol.
- ⑦ The cut datum for storm drainage & sanitary sewer pipes & similar structures shall be their invert. The cut datum for all other utilities shall be the top of their pipe or conduit.

All guard stakes, line stakes and lath shall be flagged. Unless otherwise approved by the Engineer flagging, paint and marking cards shall be the color specified in TABLE 2-9.2.2(B)

TABLE 2-9.2.2(B)
Survey Stake Color Code for Construction Staking

Type of Stake	Description	Color*
Horizontal Control	Coordinated control points, control lines, control reference points, centerline, alignments, etc.	White/Red
Vertical Control	Bench marks	White/Orange
Clearing	Limits of clearing	Yellow/Black
Grading	Slope, intermediate slope, abutment fill, rough grade, contour grading, final grade, etc.	Yellow
Structure	Bridges, sound and retaining walls, box culverts, etc.	White
Drainage, Sewer, Curb	Pipe culverts, junction boxes, drop inlets, headwalls, sewer lines, storm drains, slope protection, curbs, gutters, etc.	Blue
Right-of-Way	Fences, R/ W lines, easements, property monuments, etc.	White/Yellow
Miscellaneous	Signs, railings, barriers, lighting, etc.	Orange

* Flagging and marking cards, if used.

2-9.2.3 Payment for Survey. Payment for work performed to satisfy the requirements of Sections 2-9.1 through 2-9.2.2 shall be included in the actual bid items requiring the survey work and no additional payment will be made. Extension of unit prices for extra work shall include full compensation for attendant survey work and no additional payment will be made. Payment for the replacement of disturbed monuments and the filing of records of survey and/or corner records, including filing fees, shall be incidental to the work necessitating the disturbance of said monuments and no additional payment will be made.

2-9.3 Private Engineers. Surveying by private engineers on the Work shall conform to the quality and practice required by the Engineer.

2-9.4 Line and Grade. All work shall conform to the lines, elevations, and grades shown on the Plans.

Three consecutive points set on the same slope shall be used together so that any variation from a straight grade can be detected. Any such variation shall be reported to the Engineer. In the absence of such report, the Contractor shall be responsible for any error in the grade of the finished work.

Grades for underground conduits will be set at the surface of the ground. The Contractor shall transfer them to the bottom of the trench.



2-10 AUTHORITY OF BOARD AND ENGINEER. The Board has the final authority in all matters affecting the Work. Within the scope of the Contract, the Engineer has the authority to enforce compliance with the Plans and Specifications. The Contractor shall promptly comply with instructions from the Engineer or an authorized representative.

The decision of the Engineer is final and binding on all questions relating to: quantities; acceptability of material, equipment, or work; execution, progress or sequence of work; and interpretation of the Plans, Specifications, or other drawings. This shall be precedent to any payment under the Contract, unless otherwise ordered by the Board.

2-10.1 Availability of Records. The Contractor shall, at no charge to the Agency, provide copies of all records in the Contractor's or subcontractor's possession pertaining to the work that the Engineer may request.

2-10.2 Audit and Inspection. Contractor agrees to maintain and/or make available, to the Engineer, within San Diego County, accurate books and accounting records relative to all its activities and to contractually require all subcontractors to this Contract to do the same. The Engineer shall have the right to monitor, assess, and evaluate Contractor's and its subcontractors' performance pursuant to this Agreement, said monitoring, assessments, and evaluations to include, but not be limited to, audits, inspection of premises, reports, contracts, subcontracts and interviews of Contractor's staff and the staff of all subcontractors to this contract. At any time during normal business hours and as often as the Engineer may deem necessary, upon reasonable advance notice, Contractor shall make available to the Engineer for examination, all of its, and all subcontractors to this contract, records with respect to all matters covered by this Contract and will permit the Engineer to audit, examine, copy and make excerpts or transcripts from such data and records, and to make audits of all invoices, materials, payrolls, records of personnel, and other data relating to all matters covered by this Contract. However, any such activities shall be carried out in a manner so as to not unreasonably interfere with Contractor's ongoing business operations. Contractor and all subcontractors to this contract shall maintain such data and records for as long as may be required by applicable laws and regulations.

2-11 INSPECTION. The Work is subject to inspection and approval by the Engineer. The Contractor shall notify the Engineer before noon of the working day before inspection is required. Work shall be done only in the presence of the Engineer, unless otherwise authorized. Any work done without proper inspection will be subject to rejection. The Engineer and any authorized representatives shall at all times have access to the Work during its construction at shops and yards as well as the project site. The Contractor shall provide every reasonable facility for ascertaining that the materials and workmanship are in accordance with these specifications. Inspection of the Work shall not relieve the Contractor of the obligation to fulfill all conditions of the Contract.



SECTION 3 – CHANGES IN WORK

3-1 CHANGES REQUESTED BY THE CONTRACTOR.

3-1.1 General. Changes in the Plans and Specifications, requested in writing by the Contractor, which do not materially affect the Work and which are not detrimental to the Work or to the interests of the Agency, may be granted by the Engineer. Nothing herein shall be construed as granting a right to the Contractor to demand acceptance of such changes.

3-1.2 Payment for Changes Requested by the Contractor. If such changes are granted, they shall be made at a reduction in cost or no additional cost to the Agency.

3-2 CHANGES INITIATED BY THE AGENCY.

3-2.1 General. The Agency may change the Plans, Specifications, character of the work, or quantity of work provided the total arithmetic dollar value of all such changes, both additive and deductive, does not exceed 25 percent of the Contract Price. Should it become necessary to exceed this limitation, the change shall be by written Supplemental Agreement between the Contractor and Agency, unless both parties agree to proceed with the change by Change Order.

Change Orders shall be in writing and state the dollar value of the change or established method of payment, any adjustment in contract time of completion, and when negotiated prices are involved, shall provide for the Contractor's signature indicating acceptance.

3-2.2 Payment.

3-2.2.1 Contract Unit Prices. If a change is ordered in an item of work covered by a Contract Unit Price, and such change does not involve substantial change in character of the work from that shown on the Plans or specified in the Specifications, then an adjustment in payment will be made. This adjustment will be based upon the increase or decrease in quantity and the Contract Unit Price.

If the actual quantity of an item of work covered by a Contract Unit Price and constructed in conformance with the Plans and Specifications varies from the Bid quantity by 50 percent or less, payment will be made at the Contract Unit Price. If the actual quantity of said item of work varies from the Bid quantity by more than 50 percent, payment will be made per Section 3-2.2.2 or 3-2.2.3 as appropriate.

If a change is ordered in an item of work covered by a Contract Unit Price, and such change does involve a substantial change in the character of the work from that shown on the Plans or specified in the Specifications, an adjustment in payment will be made per Section 3-2.4.

3-2.2.2 Increases of More Than 50 Percent. Should the actual quantity of an item of work covered by a Contract Unit Price and constructed in conformance with the Plans and Specifications, exceed the Bid quantity by more than 50 percent, payment for the quantity in excess of 150 percent of the Bid quantity will be made on the basis of an adjustment in the Contract Unit Price mutually agreed to by the Contractor and the Agency, or at the option of the Engineer, on the basis of Extra Work per Section 3-3. The Extra Work per Section 3-3, basis of payment, shall not include fixed costs. Fixed costs shall be deemed to have been recovered by the Contractor through payment for 150 percent of the Bid quantity at the Contract Unit Price.



3-2.2.3 Decreases of More Than 50 Percent. Should the actual quantity of an item of work covered by a Contract Unit Price, and constructed in conformance with the Plans and Specifications, be less than 50 percent of the Bid quantity, an adjustment in payment will not be made unless so requested in writing by the Contractor. If the Contractor so requests, payment will be made on the basis of an adjustment in the Contract Unit Price mutually agreed to by the Contractor and the Agency, or at the option of the Engineer, on the basis of Extra Work per Section 3-3; however, in no case will payment be less than would be made for the actual quantity at the Contract Unit Price nor more than would be made for 50 percent of the Bid quantity at the Contract Unit Price.

3-2.3 Stipulated Unit Prices. Stipulated Unit Prices are unit prices established by the Agency in the Contract Documents as distinguished from Contract Unit Prices submitted by the Contractor. Stipulated Unit Prices may be used for the adjustment of Contract changes when so specified in the Special Provisions.

3-2.4 Agreed Prices. Agreed Prices are prices for new or unforeseen work, or adjustments in Contract Unit Prices per Section 3-2.2, established by mutual agreement between the Contractor and the Agency. If mutual agreement cannot be reached, the Engineer may direct the Contractor to proceed on the basis of Extra Work in accordance per Section 3-3, except as otherwise specified in Sections 3-2.2.2 and 3-2.2.3.

3.2.4.1 Schedule of Values. Prior to construction, Contractor shall provide a schedule of values for all lump sum bid items that shall be used for the purpose of progress payments. The prices shall be valid for the purpose of change orders to the project.

3.2.5 Eliminated Items. Should any Bid item be eliminated in its entirety, payment will be made to the Contractor for its actual costs incurred in connection with the eliminated item prior to notification in writing from the Engineer so stating its elimination. If material conforming to the Plans and Specifications is ordered by the Contractor for use in the eliminated item prior to the date of notification of elimination by the Engineer, and if the order for that material cannot be canceled, payment will be made to the Contractor for the actual cost of the material. In this case, the material shall become the property of the Agency. Payment will be made to the Contractor for its actual costs for any further handling. If the material is returnable, the material shall be returned and payment will be made to the Contractor for the actual cost of charges made by the supplier for returning the material and for handling by the Contractor. Actual costs, as used herein, shall be computed on the basis of Extra Work per Section 3-3.

3-3 EXTRA WORK.

3-3.1 General. New or unforeseen work will be classified as “extra work” when the Engineer determines that it is not covered by Contract Unit Prices or stipulated unit prices.

3-3.2 Payment.

3-3.2.1 General. When the price for the extra work cannot be agreed upon, the Agency will pay for the extra work based on the accumulation of costs as provided herein.



3-3.2.2 Basis for Establishing Costs.

(a) **Labor.** The costs of labor will be the actual cost for wages of workers performing the extra work at the time the extra work is done, plus employer payments of payroll taxes, workers compensation insurance, liability insurance, health and welfare, pension, vacation, apprenticeship funds, and other direct costs, resulting from Federal, State, or local laws, as well as assessments or benefits required by lawful collective bargaining agreements.

The use of a labor classification which would increase the extra work cost will not be permitted unless the Contractor establishes the necessity for such additional costs. Labor costs for equipment operators and helpers shall be reported only when such costs are not included in the invoice for equipment rental. The labor cost for foremen shall be proportioned to all of their assigned work and only that applicable to extra work will be paid.

Nondirect labor costs, including superintendence, shall be considered part of the markup of Section 3-3.2.3 (a).

(b) **Materials.** The cost of materials reported shall be at invoice or lowest current price at which such materials are locally available and delivered to the job site in the quantities involved, plus sales tax, freight, and delivery.

The Agency reserves the right to approve materials and sources of supply, or to supply materials to the Contractor if necessary for the progress of the Work. No markup shall be applied to any material provided by the Agency.

(c) **Tool and Equipment Rental.** No payment will be made for the use of tools which have a replacement value of \$200 or less.

Regardless of ownership, the rates and right-of-way delay factors to be used in determining rental and delay costs shall be the edition of the, "Labor Surcharge and Equipment Rental Rates" published by CALTRANS, current at the time of the actual use of the tool or equipment. The right-of-way delay factors therein shall be used as multipliers of the rental rates for determining the value of costs for delay to the Contractor and subcontractors, if any. The labor surcharge rates published therein are not a part of this contract.

The rental rates paid shall include the cost of fuel, oil, lubrication, supplies, small tools, necessary attachments, repairs and maintenance of any kind, depreciation, storage, insurance, and all incidentals. Necessary loading and transportation costs for equipment used on the extra work shall be included.

If equipment is used intermittently and, when not in use, could be returned to its rental source at less expense to the Agency than holding it at the Work site, it shall be returned, unless the Contractor elects to keep it at the Work site, at no expense to the Agency.

All equipment shall be acceptable to the Engineer, in good working condition, and suitable for the purpose for which it is to be used. Manufacturer's ratings and approved modifications shall be used to classify equipment and it shall be powered by a unit of at least the minimum rating recommended by the manufacturer.



The reported rental time for equipment already at the Work site shall be the duration of its use on the extra work. This time begins when equipment is first put into actual operation on the extra work, plus the time required to move it from its previous site and back, or to a closer site.

(d) **Other Items.** The Agency may authorize other items which may be required on the extra work, including labor, services, material, and equipment. These items must be different in their nature from those required for the Work and be of a type not ordinarily available from the Contractor or Subcontractors.

Invoices covering all such items in detail shall be submitted with the request for payment.

(e) **Invoices.** Vendors' invoices for material, equipment rental and other expenditures shall be submitted with the request for payment. If the request for payment is not substantiated by invoices or other documentation, the Agency may establish the cost of the item involved at the lowest price which was current at the time of the report.

3-3.2.3 Markup.

(a) **Work by Contractor.** The following percentages shall be added to the Contractor's costs and shall constitute the markup for all overhead and profits:

1. Labor 20
2. Materials 15
3. Equipment Rental 15
4. Other Items and Expenditures ... 15

To the sum of the costs and markups provided for in this section, 1 percent shall be added as compensation for bonding.

(b) **Work by Subcontractor.** When all or any part of the extra work is performed by a Subcontractor, the markup established in Section 3-3.2.3(a) shall be applied to the Subcontractor's actual cost of such work. A markup of 10 percent on the first \$5,000 of the subcontracted portion of the extra work and a markup of 5 percent on work added in excess of \$5,000 of the subcontracted portion of the extra work may be added by the Contractor.

3-3.3 Daily Reports by Contractor. When the price for the extra work cannot be agreed upon, the Contractor shall submit a daily report to the Engineer on forms approved by the Agency. Included are applicable delivery tickets, listing all labor, materials, and equipment involved for that day, and other services and expenditures when authorized. Payment for extra work will not be made until such time that the Contractor submits completed daily reports and all supporting documents to the Engineer. Failure to submit the daily report by the close of the next working day may waive any rights for that day. An attempt shall be made to reconcile the report daily, and it shall be signed by the Engineer and the Contractor. In the event of disagreement, pertinent notes shall be entered by each party to explain points which cannot be resolved immediately. Each party shall retain a signed copy of the report. Reports by Subcontractors or others shall be submitted through the Contractor.

The report shall:

1. Show names of workers, classifications, and hours worked.
2. Describe and list quantities of materials used.



3. Show type of equipment, size, identification number, and hours of operation, including loading and transportation, if applicable.
4. Describe other services and expenditures in such detail as the Agency may require.

3-4 CHANGED CONDITIONS. The Contractor shall promptly notify the Engineer of the following Work site conditions (hereinafter called changed conditions), in writing, upon their discovery and before they are disturbed:

1. Subsurface or latent physical conditions differing materially from those represented in the Contract;
2. Unknown physical conditions of an unusual nature differing materially from those ordinarily encountered and generally recognized as inherent in work of the character being performed; and
3. Material differing from that represented in the Contract which the Contractor believes may be hazardous waste, as defined in Section 25117 of the Health and Safety Code, that is required to be removed to a Class I, Class II, or Class III disposal site in accordance with provisions of existing law.

The Engineer will promptly investigate conditions which appear to be changed conditions. If the Engineer determines that conditions are changed conditions and they will materially affect performance time, the Contractor, upon submitting a written request, will be granted an extension of time subject to the provisions of 6-6.

If the Engineer determines that the conditions do not justify an adjustment in compensation, the Contractor will be notified in writing. This notice will also advise the Contractor of its obligation to notify the Engineer in writing if the Contractor disagrees.

The Contractor's failure to give notice of changed conditions promptly upon their discovery and before they are disturbed shall constitute a waiver of all claims in connection therewith.

The Contractor shall not be entitled to the payment of any additional compensation for any act, or failure to act, by the Engineer, including failure or refusal to issue a change order, or for the happening of any event, thing, occurrence, or other cause, unless the Contractor shall have first given the Engineer due written notice of potential claim as hereinafter specified. Compliance with this section shall not be required as a prerequisite to notice provisions in Section 6-7.3 Contract Time Accounting, nor to any claim that is based on differences in measurement or errors of computation as to contract quantities. The written notice of potential claim for changed conditions shall be submitted by the Contractor to the Engineer upon their discovery and prior to the time that the Contractor performs the work giving rise to the potential claim. The Contractor's failure to give written notice of potential claim for changed conditions to the agency upon their discovery and before they are disturbed shall constitute a waiver of all claims in connection therewith.

The Contractor shall provide the City with a written document containing a description of the particular circumstances giving rise to the potential claim, the reasons for which the Contractor believes additional compensation may be due and nature of any and all costs involved within 20 working days of the date of service of the written notice of potential claim for changed conditions. Verbal notifications are disallowed.

The potential claim shall include the following certification relative to the California False Claims Act, Government Code Sections 12650-12655.



“The undersigned certifies that the above statements are made in full cognizance of the California False Claims Act, Government Code Sections 12650-12655. The undersigned further understands and agrees that this potential claim, unless resolved, must be restated as a claim in response to the City’s proposed final estimate in order for it to be further considered.”

By: _____ Title: _____

Date: _____

Company Name: _____

The Contractor’s estimate of costs may be updated when actual costs are known. The Contractor shall submit substantiation of its actual costs to the Engineer within 20 working days after the affected work is completed. Failure to do so shall be sufficient cause for denial of any claim subsequently filed on the basis of said notice of potential claim.

It is the intention of this section that differences between the parties arising under and by virtue of the contract be brought to the attention of the Engineer at the earliest possible time in order that such matters be settled, if possible, or other appropriate action promptly taken.

3-5 DISPUTED WORK. The Contractor shall give the agency written notice of potential claim prior to commencing any disputed work. Failure to give said notice shall constitute a waiver of all claims in connection therewith. If the contractor and the agency are unable to reach agreement on disputed work, the Agency may direct the contractor to proceed with the work.

Prior to proceeding with dispute resolution pursuant to Public Contract Code provisions specified hereinafter, the contractor shall attempt to resolve all disputes informally through the following dispute resolution chain of command:

1. Project Inspector
2. Construction Manager
3. Deputy City Engineer, Construction Management & Inspection
4. Deputy City Manager, Public Works
5. City Manager

The Contractor shall submit a complete report within 20 working days after completion of the disputed work stating its position on the claim, the contractual basis for the claim, along with all documentation supporting the costs and all other evidentiary materials. At each level of claim or appeal of claim the City will, within 10 working days of receipt of said claim or appeal of claim, review the Contractor’s report and respond with a position, request additional information or request that the Contractor meet and present its report. When additional information or a meeting is requested the City will provide its position within 10 working days of receipt of said additional information or Contractor’s presentation of its report. The Contractor may appeal each level’s position up to the City Manager after which the Contractor may proceed under the provisions of the Public Contract Code.

The authority within the dispute resolution chain of command is limited to recommending a resolution to a claim to the City Manager. Actual approval of the claim is subject to the change order provisions in the contract.



All claims by the -Contractor shall be resolved in accordance with Public Contract Code section 9204, which is set forth below:

9204. (a) The Legislature finds and declares that it is in the best interests of the state and its citizens to ensure that all construction business performed on a public works project in the state that is complete and not in dispute is paid in full and in a timely manner.

(b) Notwithstanding any other law, including, but not limited to, Article 7.1 (commencing with Section 10240) of Chapter 1 of Part 2, Chapter 10 (commencing with Section 19100) of Part 2, and Article 1.5 (commencing with Section 20104) of Chapter 1 of Part 3, this section shall apply to any claim by a contractor in connection with a public works project.

(c) For purposes of this section:

(1) "Claim" means a separate demand by a contractor sent by registered mail or certified mail with return receipt requested, for one or more of the following:

(A) A time extension, including, without limitation, for relief from damages or penalties for delay assessed by a public entity under a contract for a public works project.

(B) Payment by the public entity of money or damages arising from work done by, or on behalf of, the contractor pursuant to the contract for a public works project and payment for which is not otherwise expressly provided or to which the claimant is not otherwise entitled.

(C) Payment of an amount that is disputed by the public entity.

(2) "Contractor" means any type of contractor within the meaning of Chapter 9 (commencing with Section 7000) of Division 3 of the Business and Professions Code who has entered into a direct contract with a public entity for a public works project.

(3) (A) "Public entity" means, without limitation, except as provided in subparagraph (B), a state agency, department, office, division, bureau, board, or commission, the California State University, the University of California, a city, including a charter city, county, including a charter county, city and county, including a charter city and county, district, special district, public authority, political subdivision, public corporation, or nonprofit transit corporation wholly owned by a public agency and formed to carry out the purposes of the public agency.

(B) "Public entity" shall not include the following:

(i) The Department of Water Resources as to any project under the jurisdiction of that department.

(ii) The Department of Transportation as to any project under the jurisdiction of that department.

(iii) The Department of Parks and Recreation as to any project under the jurisdiction of that department.

(iv) The Department of Corrections and Rehabilitation with respect to any project under its jurisdiction pursuant to Chapter 11 (commencing with Section 7000) of Title 7 of Part 3 of the Penal Code.

(v) The Military Department as to any project under the jurisdiction of that department.

(vi) The Department of General Services as to all other projects.

(vii) The High-Speed Rail Authority.

(4) "Public works project" means the erection, construction, alteration, repair, or improvement of any public structure, building, road, or other public improvement of any kind.

(5) "Subcontractor" means any type of contractor within the meaning of Chapter 9 (commencing with Section 7000) of Division 3 of the Business and Professions Code who either is in direct contract with a contractor or is a lower tier subcontractor.

(d) (1) (A) Upon receipt of a claim pursuant to this section, the public entity to which the claim applies shall conduct a reasonable review of the claim and, within a period not to exceed 45 days, shall provide the claimant a written statement identifying what portion of the claim is disputed and



what portion is undisputed. Upon receipt of a claim, a public entity and a contractor may, by mutual agreement, extend the time period provided in this subdivision.

(B) The claimant shall furnish reasonable documentation to support the claim.

(C) If the public entity needs approval from its governing body to provide the claimant a written statement identifying the disputed portion and the undisputed portion of the claim, and the governing body does not meet within the 45 days or within the mutually agreed to extension of time following receipt of a claim sent by registered mail or certified mail, return receipt requested, the public entity shall have up to three days following the next duly publicly noticed meeting of the governing body after the 45-day period, or extension, expires to provide the claimant a written statement identifying the disputed portion and the undisputed portion.

(D) Any payment due on an undisputed portion of the claim shall be processed and made within 60 days after the public entity issues its written statement. If the public entity fails to issue a written statement, paragraph (3) shall apply.

(2) (A) If the claimant disputes the public entity's written response, or if the public entity fails to respond to a claim issued pursuant to this section within the time prescribed, the claimant may demand in writing an informal conference to meet and confer for settlement of the issues in dispute. Upon receipt of a demand in writing sent by registered mail or certified mail, return receipt requested, the public entity shall schedule a meet and confer conference within 30 days for settlement of the dispute.

(B) Within 10 business days following the conclusion of the meet and confer conference, if the claim or any portion of the claim remains in dispute, the public entity shall provide the claimant a written statement identifying the portion of the claim that remains in dispute and the portion that is undisputed. Any payment due on an undisputed portion of the claim shall be processed and made within 60 days after the public entity issues its written statement. Any disputed portion of the claim, as identified by the contractor in writing, shall be submitted to nonbinding mediation, with the public entity and the claimant sharing the associated costs equally. The public entity and claimant shall mutually agree to a mediator within 10 business days after the disputed portion of the claim has been identified in writing. If the parties cannot agree upon a mediator, each party shall select a mediator and those mediators shall select a qualified neutral third party to mediate with regard to the disputed portion of the claim. Each party shall bear the fees and costs charged by its respective mediator in connection with the selection of the neutral mediator. If mediation is unsuccessful, the parts of the claim remaining in dispute shall be subject to applicable procedures outside this section.

(C) For purposes of this section, mediation includes any nonbinding process, including, but not limited to, neutral evaluation or a dispute review board, in which an independent third party or board assists the parties in dispute resolution through negotiation or by issuance of an evaluation. Any mediation utilized shall conform to the timeframes in this section.

(D) Unless otherwise agreed to by the public entity and the contractor in writing, the mediation conducted pursuant to this section shall excuse any further obligation under Section 20104.4 to mediate after litigation has been commenced.

(E) This section does not preclude a public entity from requiring arbitration of disputes under private arbitration or the Public Works Contract Arbitration Program, if mediation under this section does not resolve the parties' dispute.

(3) Failure by the public entity to respond to a claim from a contractor within the time periods described in this subdivision or to otherwise meet the time requirements of this section shall result in the claim being deemed rejected in its entirety. A claim that is denied by reason of the public entity's failure to have responded to a claim, or its failure to otherwise meet the time requirements of this section, shall not constitute an adverse finding with regard to the merits of the claim or the responsibility or qualifications of the claimant.

(4) Amounts not paid in a timely manner as required by this section shall bear interest at 7 percent per annum.



(5) If a subcontractor or a lower tier subcontractor lacks legal standing to assert a claim against a public entity because privity of contract does not exist, the contractor may present to the public entity a claim on behalf of a subcontractor or lower tier subcontractor. A subcontractor may request in writing, either on his or her own behalf or on behalf of a lower tier subcontractor, that the contractor present a claim for work which was performed by the subcontractor or by a lower tier subcontractor on behalf of the subcontractor. The subcontractor requesting that the claim be presented to the public entity shall furnish reasonable documentation to support the claim. Within 45 days of receipt of this written request, the contractor shall notify the subcontractor in writing as to whether the contractor presented the claim to the public entity and, if the original contractor did not present the claim, provide the subcontractor with a statement of the reasons for not having done so.

(e) The text of this section or a summary of it shall be set forth in the plans or specifications for any public works project that may give rise to a claim under this section.

(f) A waiver of the rights granted by this section is void and contrary to public policy, provided, however, that (1) upon receipt of a claim, the parties may mutually agree to waive, in writing, mediation and proceed directly to the commencement of a civil action or binding arbitration, as applicable; and (2) a public entity may prescribe reasonable change order, claim, and dispute resolution procedures and requirements in addition to the provisions of this section, so long as the contractual provisions do not conflict with or otherwise impair the timeframes and procedures set forth in this section.

(g) This section applies to contracts entered into on or after January 1, 2017.

(h) Nothing in this section shall impose liability upon a public entity that makes loans or grants available through a competitive application process, for the failure of an awardee to meet its contractual obligations.

(i) This section shall remain in effect only until January 1, 2020, and as of that date is repealed, unless a later enacted statute, that is enacted before January 1, 2020, deletes or extends that date.

In addition, all claims by Contractor for \$375,000 or less shall be resolved in accordance with the procedures in the Public Contract Code, Division 2, Part 3, Chapter 1, Article 1.5 (commencing with Section 20104) which is set forth below:

ARTICLE 1.5 RESOLUTION OF CONSTRUCTION CLAIMS

20104. (a)(1) This article applies to all public works claims of three hundred seventy-five thousand dollars (\$375,000) or less which arise between a contractor and a local agency.

(2) This article shall not apply to any claims resulting from a contract between a contractor and a public agency when the public agency has elected to resolve any disputes pursuant to Article 7.1 (commencing with Section 10240) of Chapter 1 of Part 2.

(b)(1) "Public work" has the same meaning as in Sections 3100 and 3106 of the Civil Code, except that "public work" does not include any work or improvement contracted for by the state or the Regents of the University of California.

(2) "Claim" means a separate demand by the contractor for (A) a time extension, (B) payment of money or damages arising from work done by, or on behalf of, the contractor pursuant to the contract for a public work and payment of which is not otherwise expressly provided for or the



claimant is not otherwise entitled to, or (C) an amount the payment of which is disputed by the local agency.

(c) The provisions of this article or a summary thereof shall be set forth in the plans or specifications for any work which may give rise to a claim under this article.

(d) This article applies only to contracts entered into on or after January 1, 1991.

20104.2. For any claim subject to this article, the following requirements apply:

(a) The claim shall be in writing and include the documents necessary to substantiate the claim. Claims must be filed on or before the date of final payment. Nothing in this subdivision is intended to extend the time limit or supersede notice requirements otherwise provided by contract for the filing of claims.

(b)(1) For claims of less than fifty thousand dollars (\$50,000), the local agency shall respond in writing to any written claim within 45 days of receipt of the claim, or may request, in writing, within 30 days of receipt of the claim, any additional documentation supporting the claim or relating to defenses to the claim the local agency may have against the claimant.

(2) If additional information is thereafter required, it shall be requested and provided pursuant to this subdivision, upon mutual agreement of the local agency and the claimant.

(3) The local agency's written response to the claim, as further documented, shall be submitted to the claimant within 15 days after receipt of the further documentation or within a period of time no greater than that taken by the claimant in producing the additional information, whichever is greater.

(c)(1) For claims of over fifty thousand dollars (\$50,000) and less than or equal to three hundred seventy-five thousand dollars (\$375,000), the local agency shall respond in writing to all written claims within 60 days of receipt of the claim, or may request, in writing, within 30 days of receipt of the claim, any additional documentation supporting the claim or relating to defenses to the claim the local agency may have against the claimant.

(2) If additional information is thereafter required, it shall be requested and provided pursuant to this subdivision, upon mutual agreement of the local agency and the claimant.

(3) The local agency's written response to the claim, as further documented, shall be submitted to the claimant within 30 days after receipt of the further documentation, or within a period of time no greater than that taken by the claimant in producing the additional information or requested documentation, whichever is greater.

(d) If the claimant disputes the local agency's written response, or the local agency fails to respond within the time prescribed, the claimant may so notify the local agency, in writing, either within 15 days of receipt of the local agency's response or within 15 days of the local agency's failure to respond within the time prescribed, respectively, and demand an informal conference to meet and confer for settlement of the issues in dispute. Upon a demand, the local agency shall schedule a meet and confer conference within 30 days for settlement of the dispute.

(e) Following the meet and confer conference, if the claim or any portion remains in dispute, the claimant may file a claim as provided in Chapter 1 (commencing with Section 900) and Chapter 2 (commencing with Section 910) of Part 3 of Division 3.6 of Title 1 of the Government Code. For purposes of those provisions, the running of the period of time within which a claim must be filed shall be tolled from the time the claimant submits his or her written claim pursuant to subdivision

(a) until the time that claim is denied as a result of the meet and confer process, including any period of time utilized by the meet and confer process.

(f) This article does not apply to tort claims and nothing in this article is intended nor shall be construed to change the time periods for filing tort claims or actions specified by Chapter 1 (commencing with Section 900) and Chapter 2 (commencing with Section 910) of Part 3 of Division 3.6 of Title 1 of the Government Code.



20104.4. The following procedures are established for all civil actions filed to resolve claims subject to this article:

(a) Within 60 days, but no earlier than 30 days, following the filing or responsive pleadings, the court shall submit the matter to non-binding mediation unless waived by mutual stipulation of both parties. The mediation process shall provide for the selection within 15 days by both parties of a disinterested third person as mediator, shall be commenced within 30 days of the submittal, and shall be concluded within 15 days from the commencement of the mediation unless a time requirement is extended upon a good cause showing to the court or by stipulation of both parties. If the parties fail to select a mediator within the 15-day period, any party may petition the court to appoint the mediator.

(b)(1) If the matter remains in dispute, the case shall be submitted to judicial arbitration pursuant to Chapter 2.5 (commencing with Section 1141.10) of Title 3 of Part 3 of the Code of Civil Procedure, notwithstanding Section 1141.11 of that code. The Civil Discovery Act of 1986 (Article 3 (commencing with Section 2016) of Chapter 3 of Title 3 of Part 4 of the Code of Civil procedure) shall apply to any proceeding brought under the subdivision consistent with the rules pertaining to judicial arbitration.

(2) Notwithstanding any other provision of law, upon stipulation of the parties, arbitrators appointed for purposes of this article shall be experienced in construction law, and, upon stipulation of the parties, mediators and arbitrators shall be paid necessary and reasonable hourly rates of pay not to exceed their customary rate, and such fees and expenses shall be paid equally by the parties, except in the case of arbitration where the arbitrator, for good cause, determines a different division. In no event shall these fees or expenses be paid by state or county funds.

(3) In addition to Chapter 2.5 (commencing with Section 1141.10) Title 3 of Part 3 of the Code of Civil Procedure, any party who after receiving an arbitration award requests a trial de novo but does not obtain a more favorable judgment shall, in addition to payment of costs and fees under that chapter, pay the attorney's fees of the other party arising out of the trial de novo.

(c) The court may, upon request by any party, order any witnesses to participate in the mediation or arbitration process.

20104.6. (a) No local agency shall fail to pay money as to any portion of a claim which is undisputed except as otherwise provided in the contract.

(b) In any suit filed under Section 20104.4, the local agency shall pay interest at the legal rate on any arbitration award or judgment. The interest shall begin to accrue on the date the suit is filed in a court of law.

Although not to be construed as proceeding under extra work provisions, the Contractor shall keep and furnish records of disputed work in accordance with Section 3-3.



SECTION 4 – CONTROL OF MATERIALS

4-1 MATERIALS AND WORKMANSHIP.

4-1.1. General. All materials, parts, and equipment furnished by the Contractor in the Work shall be new, high grade, and free from defects. Quality of work shall be in accordance with the generally accepted standards. Material and work quality shall be subject to the Engineer's approval.

Materials and work quality not conforming to the requirements of the Specifications shall be considered defective and will be subject to rejection. Defective work or material, whether in place or not, shall be removed immediately from the site by the Contractor, at its expense, when so directed by the Engineer.

If the Contractor fails to replace any defective or damaged work or material after reasonable notice, the Engineer may cause such work or materials to be replaced. The replacement expense will be deducted from the amount to be paid to the Contractor.

Used or secondhand materials, parts, and equipment may be used only if permitted by the Specifications.

4-1.2 Protection of Work and Materials. The Contractor shall provide and maintain storage facilities and employ such measures as will preserve the specified quality and fitness of materials to be used in the Work. Stored materials shall be reasonably accessible for inspection. The Contractor shall also adequately protect new and existing work and all items of equipment for the duration of the Contract.

The Contractor shall not, without the Agency's consent, assign, sell, mortgage, hypothecate, or remove equipment or materials which have been installed or delivered and which may be necessary for the completion of the Contract.

4-1.3 Inspection Requirements.

4-1.3.1 General. Unless otherwise specified, inspection is required at the source for such typical materials and fabricated items as bituminous paving mixtures, structural concrete, metal fabrication, metal casting, welding, concrete pipe manufacture, protective coating application, and similar shop or plant operations.

Steel pipe in sizes less than 18 inches and vitrified clay and cast iron pipe in all sizes are acceptable upon certification as to compliance with the Specifications, subject to sampling and testing by the Agency. Standard items of equipment such as electric motors, conveyors, elevators, plumbing fixtures, etc., are subject to inspection at the job site only. Special items of equipment such as designed electrical panel boards, large pumps, sewage plant equipment, etc., are subject to inspection at the source, normally only for performance testing. The Specifications may require inspection at the source for other items not typical of those listed in this section.

The Contractor shall provide the Engineer free and safe access to any and all parts of work at any time. Such free and safe access shall include means of safe access and egress, ventilation, lighting, shoring, dewatering and all elements pertaining to the safety of persons as contained in the State of California, California Code of Regulations, Title 8, Industrial Relations, Chapter 4, Division of Industrial Safety, Subchapter 4, Construction Safety Orders and such other safety



regulations as may apply. Contractor shall furnish Engineer with such information as may be necessary to keep the Engineer fully informed regarding progress and manner of work and character of materials. Inspection or testing of the whole or any portion of the work or materials incorporated in the work shall not relieve Contractor from any obligation to fulfill this Contract.

4-1.3.2 Inspection of Materials Not Locally Produced. When the Contractor intends to purchase materials, fabricated products, or equipment from sources located more than 50 miles outside the geographical limits of the Agency, an inspector or accredited testing laboratory (approved by the Engineer), shall be engaged by the Contractor at its expense, to inspect the materials, equipment or process. This approval shall be obtained before producing any material or equipment. The inspector or representative of the testing laboratory shall judge the materials by the requirements of the Plans and Specifications. The Contractor shall forward reports required by the Engineer. No material or equipment shall be shipped nor shall any processing, fabrication or treatment of such materials be done without proper inspection by the approved agent. Approval by said agent shall not relieve the Contractor of responsibility for complying with the Contract requirements.

4-1.3.3 Inspection by the Agency. The Agency will provide all inspection and testing laboratory services within 50 miles of the geographical limits of the Agency. For private contracts, all costs of inspection at the source, including salaries and mileage costs, shall be paid by the permittee.

4-1.4 Test of Material. Before incorporation in the Work, the Contractor shall submit samples of materials, as the Engineer may require, at no cost to the Agency. The Contractor, at its expense, shall deliver the materials for testing to the place and at the time designated by the Engineer. Unless otherwise provided, all initial testing will be performed under the direction of the Engineer, and at no expense to the Contractor. If the Contractor is to provide and pay for testing, it will be stated in the Specifications. For private contracts, the testing expense shall be borne by the permittee.

The Contractor shall notify the Engineer in writing, at least 15 days in advance, of its intention to use materials for which tests are specified, to allow sufficient time to perform the tests. The notice shall name the proposed supplier and source of material.

If the notice of intent to use is sent before the materials are available for testing or inspection or is sent so far in advance that the materials on hand at the time will not last but will be replaced by a new lot prior to use on the Work, it will be the Contractor's responsibility to renotify the Engineer when samples which are representative may be obtained.

Except as specified in these Provisions, the Agency will bear the cost of testing of locally produced materials and/or on-site workmanship where the results of such tests meet or exceed the requirements indicated in the Standard Specifications, Technical Specification, and any Supplemental Provisions. The cost of all other tests shall be borne by the Contractor.

At the option of the Engineer, the source of supply of each of the materials shall be approved by the Engineer before the delivery is started. All materials proposed for use may be inspected or tested at any time during their preparation and use. If, after incorporating such materials into the Work, it is found that sources of supply that have been approved do not furnish a uniform product, or if the product from any source proves unacceptable at any time, the Contractor shall furnish approved material from other approved sources. If any product proves unacceptable after improper storage, handling or for any other reason it shall be rejected, not incorporated into the work and shall be removed from the project site all at the Contractor's expense.



Compaction tests may be made by the Engineer and all costs for tests that meet or exceed the requirements of the specifications shall be borne by the Agency. Said tests may be made at any place along the work as deemed necessary by the Engineer. The costs of any retests made necessary by noncompliance with the specifications shall be borne by the Contractor.

4-1.5 Certification. The Engineer may waive materials testing requirements of the Specifications and accept the manufacturer's written certification that the materials to be supplied meet those requirements. Material test data may be required as part of the certification.

4-1.6 Trade Names or Equals. The Contractor may supply any of the materials specified or offer an equivalent. The Engineer shall determine whether the material offered is equivalent to that specified. Adequate time shall be allowed for the Engineer to make this determination.

Whenever any particular material, process, or equipment is indicated by patent, proprietary or brand name, or by name of manufacturer, such wording is used for the purpose of facilitating its description and shall be deemed to be followed by the words **or equal**. A listing of materials is not intended to be comprehensive, or in order of preference. The Contractor may offer any material, process, or equipment considered to be equivalent to that indicated. The substantiation of offers shall be submitted as provided in the contract documents.

The Contractor shall, at its expense, furnish data concerning items offered by it as equivalent to those specified. The Contractor shall have the material tested as required by the Engineer to determine that the quality, strength, physical, chemical, or other characteristics, including durability, finish, efficiency, dimensions, service, and suitability are such that the item will fulfill its intended function.

Test methods shall be subject to the approval of the Engineer. Test results shall be reported promptly to the Engineer, who will evaluate the results and determine if the substitute item is equivalent. The Engineer's findings shall be final. Installation and use of a substitute item shall not be made until approved by the Engineer.

If a substitute offered by the Contractor is not found to be equal to the specified material, the Contractor shall furnish and install the specified material.

The specified Contract completion time shall not be affected by any circumstance developing from the provisions of this section.

The Contractor is responsible for the satisfactory performance of substituted items. If, in the sole opinion of the Engineer, the substitution is determined to be unsatisfactory in performance, appearance, durability, compatibility with associated items, availability of repair parts and suitability of application the Contractor shall remove the substituted item and replace it with the originally specified item at no cost to the Agency.

4-1.7 Weighing and Metering Equipment. All scales and metering equipment used for proportioning materials shall be inspected for accuracy and certified within the past 12 months by the State of California Bureau of Weights and Measures, by the County Director or Sealer of Weights and Measures, or by a scale mechanic registered with or licensed by the County.



The accuracy of the work of a scale service agency, except as stated herein, shall meet the standards of the California Business and Professions Code and the California Code of Regulations pertaining to weighing devices. A certificate of compliance shall be presented, prior to operation, to the Engineer for approval and shall be renewed whenever required by the Engineer at no cost to the Agency.

All scales shall be arranged so they may be read easily from the operator's platform or area. They shall indicate the true net weight without the application of any factor. The figures of the scales shall be clearly legible. Scales shall be accurate to within 1 percent when tested with the plant shut down. Weighing equipment shall be so insulated against vibration or moving of other operating equipment in the plant area that the error in weighing with the entire plant running will not exceed 2 percent for any setting nor 1.5 percent for any batch.

4-1.8 Calibration of Testing Equipment. Testing equipment, such as, but not limited to pressure gages, metering devices, hydraulic systems, force (load) measuring instruments, and strain-measuring devices shall be calibrated by a testing agency acceptable to the Engineer at intervals not to exceed 12 months and following repairs, modification, or relocation of the equipment. Calibration certificates shall be provided when requested by the Engineer.

4-1.9 Construction Materials Dispute Resolution (Soils, Rock Materials, Concrete, Mortar and Related Materials, Masonry Materials, Bituminous Materials, Rock Products, and Modified Asphalts). In the interest of safety and public value, whenever credible evidence arises to contradict the test values of materials, the Agency and the Contractor will initiate an immediate and cooperative investigation. Test values of materials are results of the materials' tests, as defined by these Specifications or by the special provisions, required to accept the Work. Credible evidence is process observations or test values gathered using industry accepted practices. A contradiction exists whenever test values or process observations of the same or similar materials are diverse enough such that the work acceptance or performance becomes suspect.

The investigation shall allow access to all test results, procedures, and facilities relevant to the disputed work and consider all available information and, when necessary, gather new and additional information in an attempt to determine the validity, the cause, and if necessary, the remedy to the contradiction. If the cooperative investigation reaches any resolution mechanism acceptable to both the Agency and the Contractor, the contradiction shall be considered resolved and the cooperative investigation concluded. Whenever the cooperative investigation is unable to reach resolution, the investigation may then either conclude without resolution or continue by written notification of one party to the other requesting the implementation of a resolution process by committee. The continuance of the investigation shall be contingent upon recipient's agreement and acknowledged in writing within 3 calendar days after receiving a request. Without acknowledgement, the investigation shall conclude without resolution.

The committee shall consist of three State of California Registered Civil Engineers. Within 7 calendar days after the written request notification, the Agency and the Contractor will each select one engineer. Within 14 calendar days of the written request notification, the two selected engineers will select a third engineer. The goal in selection of the third member is to complement the professional experience of the first two engineers. Should the two engineers fail to select the third engineer, the Agency and the Contractor shall each propose 2 engineers to be the third member within 21 calendar days after the written request notification. The first two engineers previously selected shall then select one of the four proposed engineers in a blind draw. The committee shall be a continuance of the cooperative investigation and will re-consider all available information and if necessary gather new and additional information to determine the validity, the cause, and



if necessary, the remedy to the contradiction. The committee will focus upon the performance adequacy of the material(s) using standard engineering principles and practices and to ensure public value, the committee may provide engineering recommendations as necessary. Unless otherwise agreed, the committee will have 30 calendar days from its formation to complete their review and submit their findings. The final resolution of the committee shall be by majority opinion, in writing, stamped and signed. Should the final resolution not be unanimous, the dissenter may attach a written, stamped, and signed minority opinion. Once started, the resolution process by committee shall continue to full conclusion unless:

1. Within 7 days of the formation of the committee, the Agency and the Contractor reach an acceptable resolution mechanism; or
2. Within 14 days of the formation of the committee, the initiating party withdraws its written notification and agrees to bear all investigative related costs thus far incurred; or
3. At any point by the mutual agreement of the Agency and the Contractor. Unless otherwise agreed, the Contractor shall bear and maintain a record for all the investigative costs until resolution. Should the investigation discover assignable causes for the contradiction, the assignable party, the Agency or the Contractor, shall bear all costs associated with the investigation. Should assignable causes for the contradiction extended to both parties, the investigation will assign costs cooperatively with each party or when necessary, equally. Should the investigation substantiate a contradiction without assignable cause, the investigation will assign costs cooperatively with each party or when necessary, equally. Should the investigation be unable to substantiate a contradiction, the initiator of the investigation shall bear all investigative costs. All claim notification requirements of the contract pertaining to the contradiction shall be suspended until the investigation is concluded.

4-2 MATERIALS TRANSPORTATION, HANDLING AND STORAGE. The Contractor shall order, purchase, transport, coordinate delivery, accept delivery, confirm the quantity and quality received, prepare storage area(s), store, handle, protect, move, relocate, remove and dispose excess of all materials used to accomplish the Work. Materials shall be delivered to the site of the work only during working hours, as defined in Section 6-7.2, and shall be accompanied by bills of lading that shall clearly state for each delivery: the name of the Contractor as consignee, the project name and number, address of delivery and name of consignor and a description of the material(s) shipped. Prior to storage of any materials which have been shipped to or by the Contractor to any location within the Agency's boundaries the Contractor shall provide the Engineer a copy of lease agreements for each property where such materials are stored. The lease agreement shall clearly state the term of the lease, the description of materials allowed to be stored and shall provide for the removal of the materials and restoration of the storage site within the time allowed for the Work. All such storage shall conform to all laws and ordinances that may pertain to the materials stored and to preparation of the storage site and the location of the site on which the materials are stored. Loss, damage or deterioration of all stored materials shall be the Contractor's responsibility. Conformance to the requirements of this section, both within and outside the limits of work are a part of the Work. The Engineer shall have the right to verify the suitability of materials and their proper storage at any time during the Work.



SECTION 5 – UTILITIES

5-1 LOCATION. The Agency and affected utility companies have, by a search of known records, endeavored to locate and indicate on the Plans, all utilities which exist within the limits of the work. However, the accuracy and/or completeness of the nature, size and/or location of utilities indicated on the Plans is not guaranteed.

Where underground main distribution conduits such as water, gas, sewer, electric power, telephone, or cable television are shown on the Plans, the Contractor shall assume that every property parcel will be served by a service connection for each type of utility.

As provided in Section 4216 of the California Government Code, at least 2 working days prior to commencing any excavation, the Contractor shall contact the regional notification center (Underground Service Alert of Southern California) and obtain an inquiry identification number.

The California Department of Transportation is not required by Section 4216 to become a member of the regional notification center. The Contractor shall contact it for location of its subsurface installations.

The Contractor shall determine the location and depth of all utilities, including service connections, which have been marked by the respective owners and which may affect or be affected by its operations. If no pay item is provided in the Contract for this work, full compensation for such work shall be considered as included in the prices bid for other items of work.

5-2 PROTECTION. The Contractor shall not interrupt the service function or disturb the support of any utility without authority from the owner or order from the Agency. All valves, switches, vaults, and meters shall be maintained readily accessible for emergency shutoff.

Where protection is required to ensure support of utilities located as shown on the Plans or in accordance with Section 5-1, the Contractor shall, unless otherwise provided, furnish and place the necessary protection at its expense.

Upon learning of the existence and location of any utility omitted from or shown incorrectly on the Plans, the Contractor shall immediately notify the Engineer in writing. When authorized by the Engineer, support or protection of the utility will be paid for as provided in Section 3-2.2.3 or 3-3.

The Contractor shall immediately notify the Engineer and the utility owner if any utility is disturbed or damaged. The Contractor shall bear the costs of repair or replacement of any utility damaged if located as noted in Section 5-1.

When placing concrete around or contiguous to any non-metallic utility installation, the Contractor shall at its expense:

1. Furnish and install a 2 inch cushion of expansion joint material or other similar resilient material; or
2. Provide a sleeve or other opening which will result in a 2 inch minimum-clear annular space between the concrete and the utility; or
3. Provide other acceptable means to prevent embedment in or bonding to the concrete.



Where concrete is used for backfill or for structures which would result in embedment, or partial embedment, of a metallic utility installation; or where the coating, bedding or other cathodic protection system is exposed or damaged by the Contractor's operations, the Contractor shall notify the Engineer and arrange to secure the advice of the affected utility owner regarding the procedures required to maintain or restore the integrity of the system.

5-3 REMOVAL. Unless otherwise specified, the Contractor shall remove all interfering portions of utilities shown on the Plans or indicated in the Bid documents as "abandoned" or "to be abandoned in place". Before starting removal operations, the Contractor shall ascertain from the Agency whether the abandonment is complete, and the costs involved in the removal and disposal shall be included in the Bid for the items of work necessitating such removals.

5-4 RELOCATION. When feasible, the owners responsible for utilities within the area affected by the Work will complete their necessary installations, relocations, repairs, or replacements before commencement of work by the Contractor. When the Plans or Specifications indicate that a utility installation is to be relocated, altered, or constructed by others, the Agency will conduct all negotiations with the owners and work will be done at no cost to the Contractor, except for man-hole frame and cover sets to be brought to grade as provided in the Standard Specifications for Public Works Construction, Section 301-1.6, 2009 Edition, and latest editions and supplements thereto. Utilities which are relocated in order to avoid interference shall be protected in their position and the cost of such protection shall be included in the Bid for the items of work necessitating such relocation.

After award of the Contract, portions of utilities which are found to interfere with the Work will be relocated, altered or reconstructed by the owners, or the Engineer may order changes in the Work to avoid interference. Such changes will be paid for in accordance with Section 3-2.

When the Plans or Specifications provide for the Contractor to alter, relocate, or reconstruct a utility, all costs for such work shall be included in the Bid for the items of work necessitating such work. Temporary or permanent relocation or alteration of utilities requested by the Contractor for its convenience shall be its responsibility and it shall make all arrangements and bear all costs.

The utility owner will relocate service connections as necessary within the limits of the Work or within temporary construction or slope easements. When directed by the Engineer, the Contractor shall arrange for the relocation of service connections as necessary between the meter and property line, or between a meter and the limits of temporary construction or slope easements. The relocation of such service connections will be paid for in accordance with provisions of Section 3-3. Payment will include the restoration of all existing improvements which may be affected thereby. The Contractor may agree with the owner of any utility to disconnect and reconnect interfering service connections. The Agency will not be involved in any such agreement.

In conformance with Section 5-6 the Contractor shall coordinate the work with utility agencies and companies. Prior to the installation of any and all utility structures within the limits of work by any utility agency or company, or its contractor, the Contractor shall place all curb or curb and gutter that is a part of the work and adjacent to the location where such utility structures are shown on the plans and are noted as being located, relocated or are otherwise shown as installed by others. In order to minimize delays to the Contractor caused by the failure of other parties to relocate utilities that interfere with the construction, the Contractor, upon the Engineer's approval, may be permitted to temporarily omit the portion of work affected by the utility. If such temporary omission is approved by the Engineer the Contractor shall place survey or other physical control markers sufficient to locate the curb or curb and gutter to the satisfaction of the utility agency or company.



Such temporary omission shall be for the Contractor's convenience and no additional compensation will be allowed therefore or for additional work, materials or delay associated with the temporary omission. The portion thus omitted shall be constructed by the Contractor immediately following the relocation of the utility involved unless otherwise directed by the Engineer.

5-5 DELAYS. The Contractor shall notify the Engineer of its construction schedule insofar as it affects the protection, removal, or relocation of utilities. Said notification shall be included as a part of the construction schedule required in Section 6-1. The Contractor shall notify the Engineer in writing of any subsequent changes in the construction schedule which will affect the time available for protection, removal, or relocation of utilities.

The Contractor will not be entitled to damages or additional payment for delays attributable to utility relocations or alterations if correctly located, noted, and completed in accordance with Section 5-1.

The Contractor may be given an extension of time for unforeseen delays attributable to unreasonably protracted interference by utilities in performing work correctly shown on the Plans.

The Agency will assume responsibility for the timely removal, relocation, or protection of existing main or trunkline utility facilities within the area affected by the Work if such utilities are not identified in the Contract Documents. The Contractor will not be assessed liquidated damages for any delay caused by failure of Agency to provide for the timely removal, relocation, or protection of such existing facilities.

If the Contractor sustains loss due to delays attributable to interferences, relocations, or alterations not covered by Section 5-1, which could not have been avoided by the judicious handling of forces, equipment, or plant, there shall be paid to the Contractor such amount as the Engineer may find to be fair and reasonable compensation for such part of the Contractor's actual loss as was unavoidable and the Contractor may be granted an extension of time.

5-6 COOPERATION. The Contractor shall conduct its operations as to permit access to the Work site and provide time for utility work to be accomplished during the progress of the Work. The Contractor shall notify the appropriate utility company a minimum of 48 hours in advance of excavating an undercrossing, overcrossing, or parallel installations where utility may be exposed.



SECTION 6 – PROSECUTION, PROGRESS, AND ACCEPTANCE OF THE WORK

6-1 CONSTRUCTION SCHEDULE AND COMMENCEMENT OF WORK. Except as otherwise provided herein and unless otherwise prohibited by permits from other agencies as may be required by law the Contractor shall begin work within **five (5)** calendar days after receipt of the "Notice to Proceed".

6-1.1 Pre-Construction Meeting. After, or upon, notification of contract award, the Engineer will set the time and location for the Preconstruction Meeting. Attendance of the Contractor's management personnel responsible for the management, administration, and execution of the project is mandatory for the meeting to be convened. Failure of the Contractor to have the Contractor's responsible project personnel attend the Preconstruction Meeting will be grounds for default by Contractor per Section 6-4. No separate payment will be made for the Contractor's attendance at the meeting. The notice to proceed will only be issued on or after the completion of the preconstruction meeting.

6-1.2 Baseline Construction Schedule Submittal. The Contractor shall submit the Baseline Construction Schedule per the submittal requirements of Section 2-5.3. The submittal of the Baseline Construction Schedule shall include each item and element identified in this section and shall be on hard (paper) copy and electronic media.

6-1.2.1 Bar Chart. As a part of the Baseline Construction Schedule the Contractor shall prepare and submit to the Engineer a chart showing individual tasks and their durations arranged with the tasks on the vertical axis and duration on the horizontal axis. The schedule shall include, but is not limited to, submittal dates for working drawings and shop drawings, supporting information, critical path milestones, start and end dates for each bid item and the critical path to project completion, the bar chart shall use differing texture patterns or distinctive line types to show the critical path.

6-1.2.2 Engineer's Review. The Construction Schedule is subject to the review of the Engineer. The Engineer's determination that the Baseline Construction Schedule proposed by the Contractor complies with the requirements of these supplemental provisions shall be a condition precedent to issuance of the Notice to Proceed by the Engineer. If the Engineer determines that the Construction Schedule does not meet the requirements of these specifications the Contractor shall correct the Construction Schedule to meet these specifications and resubmit it to the Engineer. Failure of the Contractor to obtain the Engineer's determination that the initial Construction Schedule proposed by the Contractor complies with the requirements of these supplemental provisions within ten (10) working days after the date of the preconstruction meeting shall be grounds for termination of the contract per Section 6-4. Days used by the Engineer to review the initial Construction Schedule will not be included as working days.

The Engineer will review and return to the Contractor, with any comments, the Baseline Construction Schedule within ten (10) working days of submittal. The Baseline Construction Schedule will be returned marked as per Sections 6-1.2.2.1 through 6-1.2.2.3.

6-1.2.2.1 "Accepted." The Contractor may proceed with the project work upon issuance of the Notice to Proceed.



6-1.2.2.2 “Accepted with Comments.” The Contractor may proceed with the project work upon issuance of the Notice to Proceed. The Contractor must resubmit the schedule incorporating the comments prior to submitting any additional submittals to the City.

6-1.2.2.3 “Not Accepted.” The Contractor must resubmit the schedule incorporating the corrections and changes. The Notice to Proceed will not be issued by the Engineer if the changes of the comments are not submitted as required hereinbefore and marked “Accepted” or “Accepted with Comments” by the Engineer. The Contractor, at the sole option of the Engineer, may be considered as having defaulted the contract under the provisions of Section 6-4 DEFAULT BY CONTRACTOR if the changes of the comments are not submitted as required hereinbefore and marked “Accepted” by the Engineer.

6-1.2.3 Maintenance of Construction Schedule. The Contractor’s schedule shall be updated on a weekly basis and presented at progress meetings per Section 6-2.3. The updated schedule shall display start/early finish dates for all bid items, percent completed for each work item, lag time, delays, and the number of working days exhausted at the time of progress meeting.

6-1.2.4 Measurement and Payment of Construction Schedule. The Contractor’s preparation, revision and maintenance of the Construction Schedule are incidental to mobilization and no separate payment will be made therefore.

6-2 PROSECUTION OF WORK. To minimize public inconvenience and possible hazard and to restore street and other work areas to their original condition and state of usefulness as defined by the requirements in this section, the Contractor shall diligently prosecute the Work to completion. If the Engineer determines that the Contractor is failing to prosecute the Work to the proper extent, the Contractor shall, upon orders from the Engineer, immediately take steps to remedy the situation. All costs of prosecuting the Work as described herein shall be included in the Contractor’s Bid. Should the Contractor fail to take the necessary steps to fully accomplish said purposes, after orders of the Engineer, the Engineer may suspend the work in whole or part, until the Contractor takes said steps.

If Work is suspended through no fault of the Agency, all expenses and losses incurred by the Contractor during such suspensions shall be borne by the Contractor. If the Contractor fails to properly provide for public safety, traffic, and protection of the Work during periods of suspension, the Agency may elect to do so, and deduct the cost thereof from monies due the Contractor. Such actions will not relieve the Contractor from liability.

6-2.1 Order of Work. The work to be done shall consist of furnishing all labor, equipment and materials, and performing all operations necessary to complete the Project Work as shown on the Project Plans and per the Project Specifications.

6-2.2 Project Meetings. The Engineer will establish the time and location of weekly Project Meetings. The Contractor’s Representative shall attend each Project Meeting. The Project Representative shall be the individual determined under Section 7-6, “The Contractor’s Representative”. No separate payment for attendance of the Contractor, the Contractor’s Representative or any other employee or subcontractor or subcontractor’s employee at these meetings will be made.

6-2.3 Project Sequencing. The construction schedule shall show the date ranges and sequence of each work site locations shown on the plan. Unless authorized by the engineer, all work at a given site must be completed and opened to pedestrian access prior to mobilizing to the next location.



6-2.3.1 Downtown Summer Moratorium. No work is permitted between Memorial Day and Labor Day in the area confined by Roosevelt Street west and Carlsbad Village Drive north. The Contractor shall incorporate the dates, areas and types of work prohibited in this section in the Construction Schedule. No additional payment, adjustment of bid prices or adjustment of contract time of completion will be allowed as a consequence of the prohibition of work being performed within the dates, areas and/or types of work prohibited in this section.

6-2.3.2 Work Adjacent to Schools. Work designated to occur along streets adjacent to schools must be performed during a school break. It is the Contractor's responsibility to verify the latest official school schedule from the respective school district. Contractor shall work diligently with the City to minimize impacts.

6-3 SUSPENSION OF WORK.

6-3.1 General. The Work may be suspended in whole or in part when determined by the Engineer that the suspension is necessary in the interest of the Agency. The Contractor shall comply immediately with any written order of the Engineer. Such suspension shall be without liability to the Contractor on the part of the Agency except as otherwise specified in Section 6-6.3.

6-3.2 Archaeological and Paleontological Discoveries. If discovery is made of items of archaeological or paleontological interest, the Contractor shall immediately cease excavation in the area of discovery and shall not continue until ordered by the Engineer. When resumed, excavation operations within the area of discovery shall be as directed by the Engineer. Discoveries which may be encountered may include, but not be limited to, dwelling sites, stone implements or other artifacts, animal bones, human bones, and fossils.

The Contractor shall be entitled to an extension of time and compensation in accordance with the provisions of Section 6-6.

6-4 DEFAULT BY CONTRACTOR. If the Contractor fails to begin delivery of material and equipment, to commence the Work within the time specified, to maintain the rate of delivery of material, to execute the Work in the manner and at such locations as specified, or fails to maintain the Work schedule which will insure the Agency's interest, or, if the Contractor is not carrying out the intent of the Contract, the Agency may serve written notice upon the Contractor and the Surety on its Faithful Performance Bond demanding satisfactory compliance with the Contract.

The Contract may be canceled by the Board without liability for damage, when in the Board's opinion the Contractor is not complying in good faith, has become insolvent, or has assigned or subcontracted any part of the Work without the Board's consent. In the event of such cancellation, the Contractor will be paid the actual amount due based on Contract Unit Prices or lump sums bid and the quantity of the Work completed at the time of cancellation, less damages caused to the Agency by acts of the Contractor. The Contractor, in having tendered a Bid, shall be deemed to have waived any and all claims for damages because of cancellation of Contract for any such reason. If the Agency declares the Contract canceled for any of the above reasons, written notice to that effect shall be served upon the Surety. The Surety shall, within five (5) days, assume control and perform the Work as successor to the Contractor.

If the Surety assumes any part of the Work, it shall take the Contractor's place in all respects for that part and shall be paid by the Agency for all work performed by it in accordance with the Contract. If the Surety assumes the entire Contract, all money due the Contractor at the time of



its default shall be payable to the Surety as the Work progresses, subject to the terms of the Contract.

If the Surety does not assume control and perform the Work within 5 days after receiving notice of cancellation, or fails to continue to comply, the Agency may exclude the Surety from the premises. The Agency may then take possession of all material and equipment and complete the Work by Agency forces, by letting the unfinished Work to another Contractor, or by a combination of such methods. In any event, the cost of completing the Work shall be charged against the Contractor and its Surety and may be deducted from any money due or becoming due from the Agency. If the sums due under the Contract are insufficient for completion, the Contractor or Surety shall pay to the Agency within 5 days after the completion, all costs in excess of the sums due.

The provisions of this section shall be in addition to all other rights and remedies available to the Agency under law.

6-5 TERMINATION OF CONTRACT. The Board may terminate the Contract at its own discretion or when conditions encountered during the Work make it impossible or impracticable to proceed, or when the Agency is prevented from proceeding with the Contract by act of God, by law, or by official action of a public authority.

6-6 DELAYS AND EXTENSIONS OF TIME.

6-6.1 General. If delays are caused by unforeseen events beyond the control of the Contractor, such delays will entitle the Contractor to an extension of time as provided herein, but the Contractor will not be entitled to damages or additional payment due to such delays, except as provided in 6-6.3. Such unforeseen events may include: war, government regulations, labor disputes, strikes, fires, floods, adverse weather or elements necessitating cessation of work, inability to obtain materials, labor or equipment, required extra work, or other specific events as may be further described in the Specifications.

No extension of time will be granted for a delay caused by the Contractor's inability to obtain materials unless the Contractor furnishes to the Engineer documentary proof. the proof must be provided in a timely manner in accordance with the sequence of the Contractor's operations and the approved construction schedule.

If delays beyond the Contractor's control are caused by events other than those mentioned above, the Engineer may deem an extension of time to be in the best interests of the Agency. The Contractor will not be entitled to damages or additional payment due to such delays, except as provided in Section 6-6.3.

If delays beyond the Contractor's control are caused solely by action or inaction by the Agency, such delays will entitle the Contractor to an extension of time as provided in Section 6-6.2.

6-6.2 Extensions of Time. Extensions of time, when granted, will be based upon the effect of delays to the Work. They will not be granted for noncontrolling delays to minor portions of the Work unless it can be shown that such delays did or will delay the progress of the Work.

6-6.3 Payment for Delays to Contractor. The Contractor will be compensated for damages incurred due to delays for which the Agency is responsible. Such actual costs will be determined by the Engineer. The Agency will not be liable for damages which the Contractor could have



avoided by any reasonable means, such as judicious handling of forces, equipment, or plant. The determination of what damages the Contractor could have avoided will be made by the Engineer.

6-6.4 Written Notice and Report. The Contractor shall provide written notice to the Engineer within two hours of the beginning of any period that the Contractor has placed any workers or equipment on standby for any reason that the Contractor has determined to be caused by the Agency or by any organization that the Agency may otherwise be obligated by. The Contractor shall provide continuing daily written notice to the Engineer, each working day, throughout the duration of such period of delay. The initial and continuing written notices shall include the classification of each workman and supervisor and the make and model of each piece of equipment placed on standby, the cumulative duration of the standby, the Contractor's opinion of the cause of the delay and a cogent explanation of why the Contractor could not avoid the delay by reasonable means. Should the Contractor fail to provide the notice(s) required by this section the Contractor agrees that no delay has occurred and that it will not submit any claim(s) therefore.

6-7 TIME OF COMPLETION.

6-7.1 General. The Contractor shall complete the Work within the time set forth in the Contract. The Contractor shall complete each portion of the Work within such time as set forth in the Contract for such portion. The time of completion of the Contract shall be expressed in working days. The Contractor shall diligently prosecute the work to completion within **one hundred (100)** working days after the starting date specified in the Notice to Proceed.

6-7.2 Working Day. A working day is any day within the period between the start of the Contract time as defined in Section 6-1 and the date provided for completion, or upon field acceptance by the Engineer for all work provided for in the Contract, whichever occurs first, other than:

1. Saturday,
2. Sunday,
3. any day designated as a holiday by the Agency,
4. any other day designated as a holiday in a Master Labor Agreement entered into by the Contractor or on behalf of the Contractor as an eligible member of a contractor association,
5. any day the Contractor is prevented from working at the beginning of the workday for cause as defined in Section 6-6.1,
6. any day the Contractor is prevented from working during the first 5 hours with at least 60 percent of the normal work force for cause as defined in Section 6-6.1.

Unless otherwise approved in writing by the Engineer, the hours of work shall be between the hours of **8:00 a.m. and 4:00 p.m. Monday through Friday.** The Contractor shall obtain the written approval of the Engineer if the Contractor desires to work outside said hours or at any time during weekends and/or holidays. This written permission must be obtained at least 48 hours prior to such work. The Engineer may approve work outside the hours and/or days stated herein when, in his/her sole opinion, such work conducted by the Contractor is beneficial to the best interests of the Agency. The Contractor shall pay the inspection costs of such work.

Other conditions such as special events, pedestrian access, or other special traffic and pedestrian generating facilities may affect the working hours.

6-7.3 Contract Time Accounting. The Engineer will make a daily determination of each working day to be charged against the Contract time. These determinations will be discussed and the



Contractor will be furnished a periodic statement showing allowable number of working days of Contract time, as adjusted, at the beginning of the reporting period. The statement will also indicate the number of working days charged during the reporting period and the number of working days of Contract time remaining. If the Contractor does not agree with the statement, it shall file a written protest within 15 days after receipt, setting forth the facts of the protest. Otherwise, the statement will be deemed to have been accepted.

6-8 COMPLETION, ACCEPTANCE, AND WARRANTY. The Work will be inspected by the Engineer for acceptance upon receipt of the Contractor's written assertion that the Work has been completed.

The Engineer will not accept the Work or any portion of the Work before all of the Work is completed and all outstanding deficiencies that may exist are corrected by the Contractor and the Engineer is satisfied that all the materials and workmanship, and all other features of the Work, meet the requirements of all of the specifications for the Work. Use, temporary, interim or permanent, of all, or portions of, the Work does not constitute acceptance of the Work. If, in the Engineer's judgment, the Work has been completed and is ready for acceptance the Engineer will so certify to the Board. Upon such certification by the Engineer the Board may accept the completed Work. Upon the Board's acceptance of the Work the Engineer will cause a "Notice of Completion" to be filed in the office of the San Diego County Recorder. The date of recordation shall be the date of completion of the Work.

All work shall be warranted for one (1) year after recordation of the "Notice of Completion" and any faulty work or materials discovered during the warranty period shall be repaired or replaced by the Contractor, at its expense. Twenty-five percent of the faithful performance bond shall be retained as a warranty bond for the one year warranty period. The Contractor shall replace or repair any such defective work in a manner satisfactory to the Engineer, after notice to do so from the Engineer, and within the time specified in the notice. If the Contractor fails to make such replacement or repairs within the time specified in the notice, the Agency may perform this work and the Contractor's sureties shall be liable for the cost thereof.

6-9 LIQUIDATED DAMAGES. Failure of the Contractor to complete the Work within the time allowed will result in damages being sustained by the Agency. For each consecutive calendar day in excess of the time specified for completion of Work, as adjusted in accordance with Section 6-6, the Contractor shall pay the Agency, or have withheld monies due it, the sum of five hundred dollars (\$500.00). Such sum is liquidated damages and shall not be construed as a penalty and may be deducted from payments due the Contractor if such delay occurs.

Execution of the Contract shall constitute agreement by the Agency and Contractor that five hundred dollars (\$500.00) per day is the minimum value of costs and actual damages caused by the Contractor to complete the Work within the allotted time. Any progress payments made after the specified completion date shall not constitute a waiver of this paragraph or of any damages.

6-10 USE OF IMPROVEMENT DURING CONSTRUCTION. The Agency reserves the right to take over and utilize all or part of any completed facility or appurtenance. The Contractor will be notified in writing in advance of such action. Such action by the Agency will relieve the Contractor of responsibility for injury or damage to said completed portions of the improvement resulting from use by public traffic or from the action of the elements or from any other cause, except Contractor operations or negligence. The Contractor will not be required to reclean such portions of the improvement before field acceptance, except for cleanup made necessary by its operations. Nothing



in this section shall be construed as relieving the Contractor from full responsibility for correcting defective work or materials.

In the event the Agency exercises its right to place into service and utilize all or part of any completed facility or appurtenance, the Agency will assume the responsibility and liability for injury to persons or property resulting from the utilization of the facility or appurtenance so placed into service, except for any such injury to persons or property caused by any willful or negligent act or omission by the Contractor, Subcontractor, their officers, employees, or agents.



SECTION 7 – RESPONSIBILITIES OF THE CONTRACTOR

7-1 CONTRACTOR’S EQUIPMENT AND FACILITIES. The Contractor shall furnish and maintain in good condition all equipment and facilities as required for the proper execution and inspection of the Work. Such equipment and facilities shall meet all requirements of applicable ordinances and laws.

7-2 LABOR.

7-2.1 General. Only competent workers shall be employed on the Work. Any person employed who is found to be incompetent, intemperate, troublesome, disorderly, or otherwise objectionable, or who fails or refuses to perform work properly and acceptably, shall be immediately removed from the Work by the Contractor and not be reemployed on the Work.

7-2.2 Laws. The Contractor, its agents, and employees shall be bound by and comply with applicable provisions of the Labor Code and Federal, State, and local laws related to labor.

The Contractor shall strictly adhere to the provisions of the Labor Code regarding minimum wages; the 8-hour day and 40-hour week; overtime; Saturday, Sunday, and holiday work; and nondiscrimination because of race, color, national origin, sex, or religion. The Contractor shall forfeit to the Agency the penalties prescribed in the Labor Code for violations.

In accordance with the Labor Code, the Board has on file and will publish a schedule of prevailing wage rates for the types of work to be done under the Contract. The Contractor shall not pay less than these rates.

Each worker shall be paid subsistence and travel as required by the collective bargaining agreement on file with the State of California Department of Industrial Relations.

The Contractor’s attention is directed to Section 1776 of the Labor Code which imposes responsibility upon the Contractor for the maintenance, certification, and availability for inspection of such records for all persons employed by the Contractor or Subcontractor in connection with the project. The Contractor shall agree through the Contract to comply with this Section and the remaining provisions of the Labor Code.

7-3 LIABILITY INSURANCE. Insurance shall be required as specified in section 10 of the Public Works Contract.

The cost of this insurance shall be included in the Contractor’s Bid.

7-4 WORKERS’ COMPENSATION INSURANCE. Before execution of the Contract by the Board, the Contractor shall file with the Engineer the following signed certification:

“I am aware of the provisions of Section 3700 of the Labor Code which require every employer to be insured against liability for workers’ compensation or to undertake self-insurance in accordance with the provisions of that code, and I will comply with such provisions before commencing the performance of the work of this contract.”



The Contractor shall also comply with Section 3800 of the Labor Code by securing, paying for, and maintaining in full force and effect for the duration of the contract, complete Workers' Compensation Insurance, and shall furnish a Certificate of Insurance to the Engineer before execution of the Contract. The Agency, its officers, or employees, will not be responsible for any claims in law or equity occasioned by failure of the Contractor to comply with this paragraph.

All compensation insurance policies shall bear an endorsement or shall have attached a rider whereby it is provided that, in the event of expiration or proposed cancellation of such policies for any reason whatsoever, the Agency shall be notified by registered mail not less than 30 days before expiration or cancellation is effective.

All insurance is to be placed with insurers that are admitted and authorized to conduct business in the state of California and are listed in the official publication of the Department of Insurance of the State of California. Policies issued by the State Compensation Fund meet the requirement for workers' compensation insurance.

7-5 PERMITS. Except as specified herein the Contractor will obtain, at no cost to the Contractor all City of Carlsbad encroachment, right-of-way, grading and building permits necessary to perform work for this contract on Agency property, streets, or other rights-of-way. Contractor shall not begin work until all permits incidental to the work are obtained. The Contractor shall obtain and pay for all permits for the disposal of all materials removed from the project. The cost of said permit(s) shall be included in the price bid for the appropriate bid item and no additional compensation will be allowed therefore. The Contractor shall obtain and pay for all costs incurred for permits necessitated by its operations such as, but not limited to, those permits required for night work, overload, blasting, and demolition. For private contracts, the Contractor shall obtain all permits incidental to the Work or made necessary by its operations, and pay all costs incurred by the permit requirements.

The Contractor shall pay all business taxes or license fees that are required for the work.

7-6 THE CONTRACTOR'S REPRESENTATIVE. Before starting work, the Contractor shall designate in writing a representative who shall have complete authority to act for it. An alternative representative may be designated as well. The representative or alternate shall be present at the Work site whenever work is in progress or whenever actions of the elements necessitate its presence to take measures necessary to protect the Work, persons, or property. Any order or communication given to this representative shall be deemed delivered to the Contractor. A joint venture shall designate only one representative and alternate. In the absence of the Contractor or its representative, instructions or directions may be given by the Engineer to the superintendent or person in charge of the specific work to which the order applies. Such order shall be complied with promptly and referred to the Contractor or its representative.

In order to communicate with the Agency, the Contractor's representative, superintendent, or person in charge of specific work shall be able to speak, read, and write the English language.

7-7 COOPERATION AND COLLATERAL WORK. The Contractor shall be responsible for ascertaining the nature and extent of any simultaneous, collateral, and essential work by others. The Agency, its workers and contractors and others, shall have the right to operate within or adjacent to the Work site during the performance of such work.

The Agency, the Contractor, and each of such workers, contractors and others, shall coordinate their operations and cooperate to minimize interference.



The Contractor shall include in its Bid all costs involved as a result of coordinating its work with others. The Contractor will not be entitled to additional compensation from the Agency for damages resulting from such simultaneous, collateral, and essential work. If necessary to avoid or minimize such damage or delay, the Contractor shall redeploy its work force to other parts of the Work.

Should the Contractor be delayed by the Agency, and such delay could not have been reasonably foreseen or prevented by the Contractor, the Engineer will determine the extent of the delay, the effect on the project, and any extension of time.

7-7.1 Coordination. The Contractor shall coordinate and cooperate with all the utility companies during the relocation or construction of their lines. The Contractor may be granted a time extension if, in the opinion of the Engineer, a delay is caused by the utility company. No additional compensation will be made to the Contractor for any such delay.

7-8 PROJECT SITE MAINTENANCE.

7-8.1 Cleanup and Dust Control. Throughout all phases of construction, including suspension of work, and until the final acceptance, the Contractor shall keep the site clean and free from rubbish and debris. The Contractor shall also abate dust nuisance by cleaning, sweeping and sprinkling with water, or other means as necessary. The use of water resulting in mud on public streets will not be permitted as a substitute for sweeping or other methods.

When required by the Plans or Specifications, the Contractor shall furnish and operate a self-loading motor sweeper with spray nozzles at least once each working day for the purpose of keeping paved areas acceptably clean wherever construction, including restoration, is incomplete.

Materials and equipment shall be removed from the site as soon as they are no longer necessary. Before the final inspection, the site shall be cleared of equipment, unused materials, and rubbish so as to present a satisfactory clean and neat appearance. All cleanup costs shall be included in the Contractor's Bid.

Care shall be taken to prevent spillage on haul routes. Any such spillage shall be removed immediately and the area cleaned.

Excess excavation material from catch basins or similar structures shall be removed from the site immediately. Sufficient material may remain for use as backfill if permitted by the Specifications. Forms and form lumber shall be removed from the site as soon as practicable after stripping.

Failure of the Contractor to comply with the Engineer's cleanup orders may result in an order to suspend work until the condition is corrected. No additional compensation will be allowed as a result of such suspension.

Cleanup and dust control required herein shall also be executed on weekends and other non-working days when needed to preserve the health safety or welfare of the public. The Contractor shall conduct effective cleanup and dust control throughout the duration of the Contract. The Engineer may require increased levels of cleanup and dust control that, in his/her sole discretion, are necessary to preserve the health, safety and welfare of the public. Cleanup and dust



control shall be considered incidental to the items of work that they are associated with and no additional payment will be made therefore.

7-8.2 Air Pollution Control. The Contractor shall not discharge smoke, dust, or any other air contaminants into the atmosphere in such quantity as will violate the regulations of any legally constituted authority.

7-8.3 Vermin Control. At the time of acceptance, structures entirely constructed under the Contract shall be free of rodents, insects, vermin, and pests. Necessary extermination work shall be arranged and paid for by the Contractor as part of the Work within the Contract time and shall be performed by a licensed exterminator in accordance with requirements of governing authorities. The Contractor shall be liable for injury to persons or property and responsible for the elimination of offensive odors resulting from extermination operations.

7-8.4 Sanitation. The Contractor shall provide and maintain enclosed toilets for the use of employees engaged in the Work. These accommodations shall be maintained in a neat and sanitary condition. They shall also comply with all applicable laws, ordinances, and regulations pertaining to public health and sanitation of dwellings and camps.

Wastewater shall not be interrupted. Should the Contractor disrupt existing sewer facilities, sewage shall be conveyed in closed conduits and disposed of in a sanitary sewer system. Sewage shall not be permitted to flow in trenches or be covered by backfill.

7-8.5 Temporary Light, Power, and Water. The Contractor shall furnish, install, maintain, and remove all temporary light, power, and water at its own expense. These include piping, wiring, lamps, and other equipment necessary for the Work. The Contractor shall not draw water from any fire hydrant (except to extinguish a fire), without obtaining permission from the water agency concerned. The Contractor shall obtain a construction meter for water used for the construction, plant establishment, maintenance, cleanup, testing and all other work requiring water related to this contract. The Contractor shall contact the appropriate water agency for requirements. The Contractor shall pay all costs of temporary light, power and water including hookup, service, meter and any, and all, other charges, deposits and/or fees therefore. Said costs shall be considered incidental to the items of work that they are associated with and no additional payment will be made therefore.

7-8.6 Water Pollution Control. The Contractor shall exercise every reasonable precaution to protect channels, storm drains, and bodies of water from pollution. It shall conduct and schedule operations so as to minimize or avoid muddying and silting of said channels, drains, and waters. Water pollution control work shall consist of constructing those facilities which may be required to provide prevention, control, and abatement of water pollution.

The Contractor shall comply with the California State Water Resources Control Board (SWRCB) Order Number R9-2013-0001, Construction General Permit and amendments thereto, Waste Discharge Requirements (WDR's) for Discharges of Stormwater Runoff associated with Construction Activity (General Permit) and subsequent adopted modifications and with all requirements of the Storm Water Pollution Prevention and Monitoring Plans for this project in accordance with these regulations.

A Tier 2 Storm Water Pollution Prevention Plan (SWPPP) is provided to the Contractor, in **Appendix C**, for use in preparing the Project SWPPP for approval by the City. The Contractor shall be responsible for the preparation and implementation of the SWPPP and coordination with the



City and the Regional Water Quality Control Board. All costs for preparing and implementing the Storm Water Pollution Prevention and Monitoring Plans and coordination with the City and the Regional Water Quality Control Board shall be included in the contract lump sum price.

7-8.7 Drainage Control. The Contractor shall maintain drainage within and through the work areas. Earth dams will not be permitted in paved areas. Temporary dams of sandbags, asphaltic concrete, or other acceptable material will be permitted when necessary. Such dams shall be removed from the site as soon as their use is no longer necessary.

7-8.8 Noise Control. All internal combustion engines used in the construction shall be equipped with mufflers in good repair when in use on the project with special attention to the City Noise Control Ordinance, Carlsbad Municipal Code Chapter 8.48.

7-9 PROTECTION AND RESTORATION OF EXISTING IMPROVEMENTS. The Contractor shall be responsible for the protection of public and private property adjacent to the Work and shall exercise due caution to avoid damage to such property.

The Contractor shall repair or replace all existing improvements within the right-of-way which are not designated for removal (e.g., curbs, sidewalks, driveways, fences, walls, signs, utility installations, pavement, structures, etc.) which are damaged or removed as a result of its operations. When a portion of a sprinkler system within the right-of-way must be removed, the remaining lines shall be capped. Repairs and replacements shall be at least equal to existing improvements and shall match them in finish and dimension.

Maintenance of street and traffic signal systems that are damaged, temporarily removed or relocated shall be done in conformance with Section 701.

Trees, lawns, and shrubbery that are not to be removed shall be protected from damage or injury. If damaged or removed due to Contractor's operations, they shall be restored or replaced in as nearly the original condition and location as is reasonably possible. Lawns shall be reseeded and covered with suitable mulch.

The Contractor shall give reasonable notice to occupants or owners of adjacent property to permit them to salvage or relocate plants, trees, fences, sprinklers, and other improvements, within the right-of-way which are designated for removal and would be destroyed because of the Work.

All costs to the Contractor for protecting, removing, and restoring existing improvements shall be included in the Bid.

7-10 PUBLIC CONVENIENCE AND SAFETY.

7-10.1 Traffic and Access. The Contractor's operations shall cause no unnecessary inconvenience. The access rights of the public shall be considered at all times. Unless otherwise authorized, traffic shall be permitted to pass through the Work, or an approved detour shall be provided.

Safe and adequate pedestrian and vehicular access shall be provided and maintained to: fire hydrants; commercial and industrial establishments; churches, schools and parking lots; service stations and motels; hospitals; police and fire stations; and establishments of similar nature. Access to these facilities shall be continuous and unobstructed unless otherwise approved by the Engineer.



Safe and adequate pedestrian zones and public transportation stops, as well as pedestrian crossings of the Work at intervals not exceeding 90 m (300 feet), shall be maintained unless otherwise approved by the Engineer.

Vehicular access to residential driveways shall be maintained to the property line except when necessary construction precludes such access for reasonable periods of time. If backfill has been completed to the extent that safe access may be provided, and the street is opened to local traffic, the Contractor shall immediately clear the street and driveways and provide and maintain access.

The Contractor shall cooperate with the various parties involved in the delivery of mail and the collection and removal of trash and garbage to maintain existing schedules for these services.

Grading operations, roadway excavation and fill construction shall be conducted by the Contractor in a manner to provide a reasonably satisfactory surface for traffic. When rough grading is completed, the roadbed surface shall be brought to a smooth, even condition satisfactory for traffic. The Contractor shall schedule the work so as to prevent damage by all traffic, including but not limited to mail delivery. The Contractor shall not schedule work so as to conflict with trash pickup. The trash hauling schedule can be obtained by calling the City's contracted waste disposal company, Coast Waste Management at 929-9417.

During overlay operations, the Contractors schedule for overlay application shall be designated to provide residents and business owners whose streets are to be overlaid sufficient paved parking within an 800 foot distance from their homes or businesses.

Seventy-two hours prior to the start of any construction in the public right-of-way that affects vehicular traffic and/or parking or pedestrian routes, the Contractor shall give written notification of the impending disruption. For a full street closure, all residences and/or businesses on the affected street or alley shall be notified. For partial street closures, or curb, sidewalk and driveway repairs, the residences and/or businesses directly affected by the work shall be notified.

The notification shall be hand delivered and shall state the date and time the work will begin and its anticipated duration. The notification shall list two telephone numbers that may be called to obtain additional information. One number shall be the Contractor's permanent office or field office and the other number shall be a 24-hour number answered by someone who is knowledgeable about the project. At least one of the phone numbers shall be in the (760) area code. An answering machine shall not be connected to either number. The notification shall also give a brief description of the work and simple instructions to the home or business owner on what they need to do to facilitate the construction. The Contractor shall submit the contents of the notification to the Engineer for approval. Notices shall not be distributed until approved by the Engineer.

For residences, the notification shall be pre-cut in a manner that enables it to be affixed to a doorknob without adhesives. It shall be a minimum size of 3-1/2 inches by 8-1/2 inches and shall be brightly colored with contrasting printing. The material shall be equivalent in strength and durability to 65 lb. card stock. The printing on the notice shall be no smaller than 12 point. An example of such notice is provided in Appendix "A".

In addition to the notifications, the contractor shall post no parking signs 72 hours in advance of the work being performed. The no parking signs shall state the date and time of parking restriction for a duration not to exceed the time necessary to complete the work at that location. Failure of



the contractor to meet the posted date requires re-posting the no parking signs 72 hours in advance of the rescheduled work. If the work is delayed or rescheduled the no parking signs shall be removed and re-posted 72 hours in advance of the rescheduled work.

The preparation, materials, printing and distribution of the notifications shall be included in the contract price bid for traffic control and the Contractor will not be entitled to any additional compensation for printing and distributing these notices.

The contractor shall replace all street markings and striping damaged by construction activities.

The Contractor shall include in its Bid all costs for the above requirements.

7-10.2 Storage of Equipment and Materials in Public Streets. Construction materials shall not be stored in streets, roads, or highways for more than five (5) days after unloading. All materials or equipment not installed or used within five (5) days after unloading shall be stored elsewhere by the Contractor at its expense unless authorized additional storage time.

Construction equipment shall not be stored at the Work site before its actual use on the Work nor for more than five (5) days after it is no longer needed. Time necessary for repair or assembly of equipment may be authorized by the engineer.

Excavated material, except that which is to be used as backfill in the adjacent trench, shall not be stored in public streets unless otherwise permitted. After placing backfill, all excess material shall be removed immediately from the site.

7-10.3 Street Closures, Detours, Barricades. The Contractor shall comply with all applicable State, County, and City requirements for closure of streets. The Contractor shall provide barriers, guards, lights, signs, temporary bridges, flagpersons, and watchpersons. The Contractor shall be responsible for compliance with additional public safety requirements which may arise. The Contractor shall furnish and install signs and warning devices and promptly remove them upon completion of the Work.

After obtaining the Engineers approval and at least five (5) working days before closing, detouring, partially closing or reopening any street, alley or other public thoroughfare the Contractor shall notify the following:

- | | |
|--|--------------|
| 1. The Engineer..... | 760-602-2720 |
| 2. Carlsbad Fire Department Dispatch..... | 760-931-2197 |
| 3. Carlsbad Police Department Dispatch | 760-931-2197 |
| 4. Carlsbad Traffic Signals Maintenance (extension 2937) | 760-438-2980 |
| 5. Carlsbad Traffic Signals Operations..... | 760-602-2752 |
| 6. North County Transit District..... | 760-967-2828 |
| 7. Waste Management | 760-929-9400 |

The Contractor shall comply with their requirements. The Contractor shall obtain the Engineer's written approval prior to deviating from the requirements of 2) through, and including, 7) above. The Contractor shall obtain the written approval no less than five working days prior to placing any traffic control that affects bus stops.

The Contractor shall secure approval, in advance, from authorities concerned for the use of any bridges proposed by it for public use. Temporary bridges shall be clearly posted as to load limit,



with signs and posting conforming to current requirements covering “signs” as set forth in the Traffic Manual published by the California Department of Transportation. This manual shall also apply to the street closures, barricades, detours, lights, and other safety devices required.

All costs involved shall be included in the Bid.

Traffic controls shall be in accordance with the plans, The California Manual on Uniform Traffic Control Devices (latest version) and these provisions. If any component in the traffic control system is damaged, displaced, or ceases to operate or function as specified, from any cause, during the progress of the work, the Contractor shall immediately repair said component to its original condition or replace said component and shall restore the component to its original location. In the event that the Contractor fails to install and/or maintain barricades or such other traffic signs, markings, delineation or devices as may be required herein, the Engineer may, at his/her sole option, install the traffic signs, markings, delineation or devices and charge the Contractor twenty dollars (\$25.00) per day per traffic sign or device, or the actual cost of providing such traffic control facility, whichever is the greater.

7-10.3.1 Construction Area Signs and Control Devices. All construction traffic signs and control devices shall be maintained throughout the duration of work in good order and according to the approved traffic control plan. All construction area signs shall conform to the provisions of Section 206-7.2 et seq. All temporary reflective pavement markers shall conform to the provisions of Section 214-5.1 et seq. All temporary reflective channelizers shall conform to the provisions of Section 214-5.2 et seq. All paint for temporary traffic striping, pavement marking, and curb marking shall conform to the provisions of Section 210-1.6 et seq. except that all temporary paint shall be rapid dry water borne conforming to Section 210-1.6 for materials and Section 310-5 et seq. For workmanship. Warning and advisory signs, lights and devices installed or placed to provide traffic control, direction and/or warning shall be furnished, installed and maintained by the Contractor. Warning and advisory signs, lights and devices shall be promptly removed by the Contractor when no longer required. Warning and advisory signs that remain in place overnight shall be stationary mounted signs. Stationary signs that warn of non-existent conditions shall be removed from the traveled way and from the view of motorists in the traveled way or shielded from the view of the traveling public during such periods that their message does not pertain to existing conditions. Care shall be used in performing excavation for signs in order to protect underground facilities. All excavation required to install stationary construction area signs shall be performed by hand methods without the use of power equipment. Warning and advisory signs that are used only during working hours may be portable signs. Portable signs shall be removed from the traveled way and shielded from the view of the traveling public during non-working hours. During the hours of darkness, as defined in Division 1, Section 280, of the California Vehicle Code, portable signs shall be illuminated or, at the option of the Contractor, shall be in conformance with the provisions in Section 206-7.2 et seq. If illuminated traffic cones rather than post-type delineators are used during the hours of darkness, they shall be affixed or covered with reflective cone sleeves as specified in CALTRANS “Standard Specifications”, except the sleeves shall be 7” long. Personal vehicles of the Contractor’s employees shall not be parked within the traveled way, including any Section closed to public traffic. Whenever the Contractor’s vehicles or equipment are parked on the shoulder within 6’ of a traffic lane, the shoulder area shall be closed with fluorescent traffic cones or portable delineators placed on a taper in advance of the parked vehicles or equipment and along the edge of the pavement at not less than 25’ intervals to a point not less than 25’ past the last vehicle or piece of equipment. A minimum of nine (9) cones or portable delineators shall be used for the taper. A W20-1 (Road Work Ahead) or C24 (Shoulder Work Ahead) sign shall be mounted, as required herein, on a signpost or telescoping flag tree with flags. The signpost or flag tree shall be placed where directed by the Engineer.



7-10.3.2 Maintaining Traffic. The Contractor's personnel shall not work closer than two (2) feet, nor operate equipment within five (5) feet from any traffic lane occupied by traffic. For equipment, the 5' shall be measured from the closest approach of any part of the equipment as it is operated and/or maneuvered in performing the work. This requirement may be waived when the Engineer has given written authorization to the reduction in clearance that is specific to the time, duration and location of such waiver, when such reduction is shown on the traffic control plans included in these contract documents, when such reduction is shown on the traffic control plans prepared by the Contractor and approved by the Engineer or for the work of installing, maintaining and removing traffic control devices. As a condition of such waiver the Engineer may require the Contractor to detour traffic, adjust the width of, or realign the adjacent traffic lane, close the adjacent traffic lane or provide barriers.

7-10.3.3 Traffic Control System for Lane Closure. A traffic control system consists of closing traffic lanes or pedestrian walkways in accordance with the details shown on the plans, California Manual on Uniform Traffic Control Devices (latest version) and provisions under "Maintaining Traffic" elsewhere in these Provisions. The provisions in this section will not relieve the Contractor from its responsibility to provide such additional devices or take such measures as may be necessary to maintain public safety.

When lanes are closed for only the duration of work periods, all components of the traffic control system, except portable delineators placed along open trenches or excavation adjacent to the traveled way, shall be removed from the traveled way and shoulder at the end work period. If the Contractor so elects, said components may be stored at selected central locations, approved by the Engineer, within the limits of the right-of-way.

7-10.3.4 Traffic Control for Permanent and Temporary Traffic Striping. During traffic stripe operations, traffic shall be controlled with lane closures, as provided for under "Traffic Control System for Lane Closure" of these Supplemental Provisions or by use of an alternative traffic control plan proposed by the Contractor and approved by the Engineer. The Contractor shall not start traffic striping operations using an alternative plan until the Contractor has submitted its plan to the Engineer and has received the Engineer's written approval of said plan.

7-10.3.5 Temporary Pavement Delineation. Temporary pavement delineation shall be furnished, placed, maintained and removed in accordance with the minimum standards specified in the California Manual on Uniform Traffic Control Devices (latest version) published by CALTRANS. Whenever the work causes obliteration of pavement delineation, temporary or permanent pavement delineation shall be in place prior to opening the traveled way to public traffic. Lane line or centerline pavement delineation shall be provided at all times for traveled ways open to public traffic. All work necessary, including any required lines or marks, to establish the alignment of temporary pavement delineation shall be performed by the Contractor. When temporary pavement delineation is removed, all lines and marks used to establish the alignment of the temporary pavement delineation shall be removed by grinding.

Surfaces to receive temporary pavement delineation shall be dry and free of dirt and loose material. Temporary pavement delineation shall not be applied over existing pavement delineation or other temporary pavement delineation. Temporary pavement delineation shall be maintained until superseded or replaced with permanent pavement delineation.

Temporary pavement delineation shall be removed when, as determined by the Engineer, the temporary pavement delineation conflicts with the permanent pavement delineation or with a new



traffic pattern for the area and is no longer required for the direction of public traffic. When temporary pavement delineation is required to be removed, all lines and marks used to establish the alignment of the temporary pavement delineation shall be removed.

7-10.3.6 Preparation of New, or Modifications and Additions to Existing, Traffic Control Plan Sheets. If no traffic control plans (TCP) or Traffic Control Staging plans (TCP) are included in the project plans, or if the Contractor elects to modify TCP included in the project plans, the Contractor shall have such new or modified TCP prepared and submitted as a part of the Work for any and all construction activities that are located within the traveled way. The Contractor shall have TCP prepared and submitted as a part of the Work for any construction activities that are a part of this project that are not included in the project plans. The Contractor must submit the TCP for the Engineer's review in conformance with the requirements of Section 2-5.3, et seq. and obtain the Engineer's approval of the TCP prior to implementing them.

The minimum 15-day review period specified in Section 2-5.3.1 for shop drawings and submittals shall pertain to each submittal of TCP, new, modified or added to, for the Engineer's review. New or revised TCP submittals shall include all TCP needed for the entire duration of the Work. Each phase of the TCP shall be shown in sufficient scale and detail to show the lane widths, transition lengths, curve radii, stationing of features affecting the traffic control plan and the methodology proposed to transition to the subsequent TCP phase. When the vertical alignment of the traveled surface differs from the finished pavement elevation vertical curves must also be shown.

Such modifications, supplements and/or new design of TCP shall meet the requirements of the (latest version) published by CALTRANS. Such modification, addition, supplement, and/or new design of TCP shall be prepared by a registered professional engineer appropriately registered in the State of California. The Engineer shall be the sole judge of the suitability and quality of any such modifications, supplements, and/or new designs to TCP. The Engineer may approve any such modifications, supplements, and/or new designs to the TCP when, in the Engineer's sole opinion, such modifications, supplements, and/or new designs to the TCP prepared by the registered professional engineer retained by the Contractor will be beneficial to the best interests of the Agency. Such modification, addition, supplement, and/or new design shall not be implemented and no work shall be commenced that is contingent on such approval until the changed TCP are approved by the Engineer. The preparation of such modification, addition, supplement, and/or new designs of TCP shall not presuppose their approval or obligate the Agency in any fashion. Submittal and review requirements for such modifications, supplements, and/or new designs to TCP shall conform to the requirements of Section 2-5.3 Shop Drawings and Submittals.

7-10.3.7 Payment. The Contractor shall prepare and implement traffic control plans and shall furnish all labor and materials to perform, install, maintain, replace and remove all traffic control as incidentals to the work with which they are associated and no other compensation will be allowed therefore.

7-10.4 Safety.

7-10.4.1 Safety Orders. The Contractor shall have at the Work site, copies or suitable extracts of: Construction Safety Orders, Tunnel Safety Orders and General Industry Safety Orders issued by the State Division of Industrial Safety. The Contractor shall comply with provisions of these and all other applicable laws, ordinances, and regulations.

Before excavating any trench 5 feet or more in depth, the Contractor shall submit a detailed plan to the Agency showing the design of shoring, bracing, sloping, or other provisions to be made for



the workers' protection from the hazard of caving ground during the excavation of such trench. If the plan varies from the shoring system standards, the plan shall be prepared by a registered Civil Engineer. No excavation shall start until the Engineer has accepted the plan and the Contractor has obtained a permit from the State Division of Industrial Safety. A copy of the permit shall be submitted to the Engineer.

Payment for performing all work necessary to provide safety measures shall be included in the prices bid for other items of work except where separate bid items for excavation safety are provided or required by law.

7-10.4.2 Use of Explosives. Explosives may be used only when authorized in writing by the Engineer, or as otherwise stated in the Specifications. Explosives shall be handled, used, and stored in accordance with all applicable regulations.

The Engineer's approval of the use of explosives shall not relieve the Contractor from liability for claims caused by blasting operations.

7-10.4.3 Special Hazardous Substances and Processes. Materials that contain hazardous substances or mixtures may be required on the Work. A Material Safety Data Sheet as described in Section 5194 of the California Code of Regulations shall be requested by the Contractor from the manufacturer of any hazardous products used.

Material usage shall be accomplished with strict adherence to California Division of Industrial Safety requirements and all manufacturer warnings and application instructions listed on the Material Safety Data Sheet and on the product container label.

The Contractor shall notify the Engineer if a specified product cannot be used under safe conditions.

7-10.4.4 Confined Spaces.

(a) Confined Space Entry Program. The Contractor shall be responsible for implementing, administering and maintaining a confined space entry program (CSEP) in accordance with Sections 5156, 5157 and 5158, Title 8, CCR.

Prior to starting the Work, the Contractor shall prepare and submit its comprehensive CSEP to the Engineer. The CSEP shall address all potential physical and environmental hazards and contain procedures for safe entry into confined spaces, including, but not limited to the following:

1. Training of personnel
2. Purging and cleaning the space of materials and residue
3. Potential isolation and control of energy and material inflow
4. Controlled access to the space
5. Atmospheric testing of the space
6. Ventilation of the space
7. Special hazards consideration
8. Personal protective equipment
9. Rescue plan provisions



The Contractor's submittal shall include the names of its personnel, including subcontractor personnel, assigned to the project who will have CSEP responsibilities, their CSEP training, and their specific assignment and responsibility in carrying out the CSEP.

(b) **Permit-Required Confined Spaces.** Entry into permit-required confined spaces as defined in Section 5157, Title 8, CCR may be required as a part of the Work. All manholes, tanks, vaults, pipelines, excavations, or other enclosed or partially enclosed spaces shall be considered permit-required confined spaces until the pre-entry procedures demonstrate otherwise. The Contractor shall implement a permit space program prior to performing any work in a permit-required confined space. A copy of the permit shall be available at all times for review by Contractor and Agency personnel at the Work site.

(c) **Payment.** Payment for implementing, administering, and providing all equipment and personnel to perform the CSEP shall be included in the bid items for which the CSEP is required.

7-10.4.5 Safety and Protection of Workers and Public. The Contractor shall take all necessary precautions for the safety of employees on the work and shall comply with all applicable provisions of Federal, State and Municipal safety laws and building codes to prevent accidents or injury to persons on, about, or adjacent to the premises where the work is being performed. The Contractor shall erect and properly maintain at all times, as required by the conditions and progress of the work, all necessary safeguards for the protection of workers and public and shall use danger signs warning against hazards created by such features of construction as protruding nails, hoists, well holes, and falling materials.

7-11 PATENT FEES OR ROYALTIES. The Contractor shall absorb in its Bid the patent fees or royalties on any patented article or process furnished or used in the Work. The Contractor shall indemnify and hold the Agency harmless from any legal action that may be brought for infringement of patents.

7-12 ADVERTISING. The names, addresses and specialties of Contractors, Subcontractors, architects, or engineers may be displayed on removable signs. The size and location shall be subject to the Engineer's approval.

Commercial advertising matter shall not be attached to or painted on the surfaces of buildings, fences, canopies, or barricades.

7-13 LAWS TO BE OBSERVED. The Contractor shall keep fully informed of State and National laws and County and Municipal ordinances and regulations which in any manner affect those employed in the Work or the materials used in the Work or in any way affect the conduct of the Work. The Contractor shall at all times observe and comply with such laws, ordinances, and regulations. Municipal ordinances that affect this work include Chapter 11.06. Excavation and Grading. If this notice specifies locations or possible materials, such as borrow pits or gravel beds, for use in the proposed construction project which would be subject to Section 1601 or Section 1603 of the Fish and Game Code, the conditions established pursuant to Section 1601 et seq. of the Fish and Game Code shall become conditions of the contract.

7-14 ANTITRUST CLAIMS. Section 7103.5 of the Public Contract Code provides:

"In entering into a public works contract or a subcontract to supply goods, services, or materials pursuant to a public works contract, the contractor or subcontractor



offers and agrees to assign to the awarding body all rights, title, and interest in and to all causes of action it may have under Section 4 of the Clayton Act (15 U.S.C. Sec 15) or Cartwright Act (Chapter 2 [commencing with Section 16700] of Part 2 of Division 7 of the Business and Professions Code), arising from purchases of goods, services, or materials pursuant to the public works contract or subcontract. The assignment shall be made and become effective at the time the awarding body tenders final payment to the contractor, without further acknowledgment of the parties.”



SECTION 8 – FACILITIES FOR AGENCY PERSONNEL

8-1 GENERAL. Field facilities for Agency personnel are not required.



SECTION 9 – MEASUREMENT AND PAYMENT

9-1 MEASUREMENT OF QUANTITIES FOR UNIT PRICE WORK.

9-1.1 General. Unless otherwise specified, quantities of work shall be determined from measurements or dimensions in horizontal planes. However, linear quantities of pipe, piling, fencing and timber shall be considered as being the true length measured along longitudinal axis.

Unless otherwise provided in Specifications, volumetric quantities shall be the product of the mean area of vertical or horizontal sections and the intervening horizontal or vertical dimension. The planimeter shall be considered an instrument of precision adapted to measurement of all areas.

9-1.2 Methods of Measurement. Materials and items of work which are to be paid for on basis of measurement shall be measured in accordance with methods stipulated in the particular sections involved.

9-1.3 Certified Weights. When payment is to be made on the basis of weight, the weighing shall be done on certified platform scales or, when approved by the Engineer, on a completely automated weighing and recording system. The Contractor shall furnish the Engineer with duplicate licensed weighmaster's certificates showing actual net weights. The Agency will accept the certificates as evidence of weights delivered.

9-1.4 Units of Measurement. The system of measure for this contract shall be the U.S. Standard Measures.

9-2 LUMP SUM WORK. Items for which quantities are indicated "Lump Sum", "L.S.", or "Job", shall be paid for at the price indicated in the Bid. Such payment shall be full compensation for the items of work and all work appurtenant thereto.

When required by the Specifications or requested by the Engineer, the Contractor shall submit to the Engineer within 15 days after award of Contract, a detailed schedule in triplicate, to be used only as a basis for determining progress payments on a lump sum contract or designated lump sum bid item. This schedule shall equal the lump sum bid and shall be in such form and sufficiently detailed as to satisfy the Engineer that it correctly represents a reasonable apportionment of the lump sum.

9-3 PAYMENT

9-3.1 General. The quantities listed in the Bid schedule will not govern final payment. Payment to the Contractor will be made only for actual quantities of Contract items constructed in accordance with the Plans and Specifications. Upon completion of construction, if the actual quantities show either an increase or decrease from the quantities given in the Bid schedule, the Contract Unit Prices will prevail subject to the provisions of Section 3-2.2.1.

The unit and lump sum prices to be paid shall be full compensation for the items of work and all appurtenant work, including furnishing all materials, labor, equipment, tools, and incidentals.

Payment will not be made for materials wasted or disposed of in a manner not called for under the Contract. This includes rejected material not unloaded from vehicles, material rejected after it



has been placed, and material placed outside of the Plan lines. No compensation will be allowed for disposing of rejected or excess material.

Payment for work performed or materials furnished under an Assessment Act Contract will be made as provided in particular proceedings or legislative act under which such contract was awarded.

Whenever any portion of the Work is performed by the Agency at the Contractor's request, the cost thereof shall be charged against the Contractor, and may be deducted from any amount due or becoming due from the Agency.

Whenever immediate action is required to prevent injury, death, or property damage, and precautions which are the Contractor's responsibility have not been taken and are not reasonably expected to be taken, the Agency may, after reasonable attempt to notify the Contractor, cause such precautions to be taken and shall charge the cost thereof against the Contractor, or may deduct such cost from any amount due or becoming due from the Agency. Agency action or inaction under such circumstances shall not be construed as relieving the Contractor or its Surety from liability.

Payment shall not relieve the Contractor from its obligations under the Contract; nor shall such payment be construed to be acceptance of any of the Work. Payment shall not be construed as the transfer of ownership of any equipment or materials to the Agency. Responsibility of ownership shall remain with the Contractor who shall be obligated to store any fully or partially completed work or structure for which payment has been made; or replace any materials or equipment required to be provided under the Contract which may be damaged, lost, stolen or otherwise degraded in any way prior to acceptance of the Work, except as provided in Section 6-10.

Guarantee periods shall not be affected by any payment but shall commence on the date of recodation of the "Notice of Completion."

If, within the time fixed by law, a properly executed notice to stop payment is filed with the Agency, due to the Contractor's failure to pay for labor or materials used in the Work, all money due for such labor or materials will be withheld from payment to the Contractor in accordance with applicable laws.

At the expiration of 35 days from the date of acceptance of the Work by the Board, or as prescribed by law, the amount deducted from the final estimate and retained by the Agency will be paid to the Contractor except such amounts as are required by law to be withheld by properly executed and filed notices to stop payment, or as may be authorized by the Contract to be further retained.

9-3.2 Partial and Final Payment. The Engineer will, after award of Contract, establish a closure date for the purpose of making monthly progress payments. The Contractor may request in writing that such monthly closure date be changed. The Engineer may approve such request when it is compatible with the Agency's payment procedure.

Each month, the Engineer will make an approximate measurement of the work performed to the closure date as basis for making monthly progress payments. The estimated value will be based on contract unit prices, completed change order work and as provided for in Section 9-2 of these General Provisions. Progress payments shall be made no later than thirty (30) calendar days after the closure date. Five (5) working days following the closure date, the Engineer shall complete



the detailed progress pay estimate and submit it to the Contractor for the Contractor's information. Should the Contractor assert that additional payment is due, the Contractor shall within ten (10) days of receipt of the progress estimate, submit a supplemental payment request to the Engineer with adequate justification supporting the amount of supplemental payment request. Upon receipt of the supplemental payment request, the Engineer shall, as soon as practicable after receipt, determine whether the supplemental payment request is a proper payment request. If the Engineer determines that the supplemental payment request is not proper, then the request shall be returned to the Contractor as soon as practicable, but not later than seven (7) days after receipt. The returned request shall be accompanied by a document setting forth in writing the reasons why the supplemental payment request was not proper. In conformance with Public Contract Code Section 20104.50, the City shall make payments within thirty (30) days after receipt of an undisputed and properly submitted supplemental payment request from the Contractor. If payment of the undisputed supplemental payment request is not made within thirty (30) days after receipt by the Engineer, then the City shall pay interest to the Contractor equivalent to the legal rate set forth in subdivision (a) of Section 685.010 of the Code of Civil Procedure.

From each progress estimate, 10 percent will be deducted and retained by the Agency, and the remainder less the amount of all previous payments will be paid. After 50 percent of the Work has been completed and if progress on the Work is satisfactory, the deduction to be made from remaining progress estimates and from the final estimate may be limited to \$500 or 10 percent of the first half of total Contract amount, whichever is greater.

No progress payment made to the Contractor or its sureties will constitute a waiver of the liquidated damages under 6-9.

As provided in Section 22300 of the California Public Contract Code, the Contractor may substitute securities for any monies withheld by the Agency to ensure performance under the Contract.

After final inspection, the Engineer will make a Final Payment Estimate and process a corresponding payment. This estimate will be in writing and shall be for the total amount owed the Contractor as determined by the Engineer and shall be itemized by the contract bid item and change order item with quantities and payment amounts and shall show all deductions made or to be made for prior payments and amounts to be deducted under provisions of the contract. All prior estimates and progress payments shall be subject to correction in the Final Payment Estimate.

The Contractor shall have 30 calendar days from receipt of the Final Payment Estimate to make written statement disputing any bid item or change order item quantity or payment amount. The Contractor shall provide all documentation at the time of submitting the statement supporting its position. Should the Contractor fail to submit the statement and supporting documentation within the time specified, the Contractor acknowledges that full and final payment has been made for all contract bid items and change order items.

If the Contractor submits a written statement with documentation in the aforementioned time, the Engineer will review the disputed item within 30 calendar days and make any appropriate adjustments on the Final Payment. Remaining disputed quantities or amounts not approved by the Engineer will be subject to resolution as specified in Section 3-5, Disputed Work.

The written statement filed by the Contractor shall be in sufficient detail to enable the Engineer to ascertain the basis and amount of said disputed items. The Engineer will consider the merits of the Contractor's claims. It will be the responsibility of the Contractor to furnish within a reasonable



time such further information and details as may be required by the Engineer to determine the facts or contentions involved in its claims. Failure to submit such information and details will be sufficient cause for denying payment for the disputed items.

9-3.2.1 Payment for Claims. Except for those final payment items disputed in the written statement required in Section 9-3.2 all claims of any dollar amount shall be submitted in a written statement by the Contractor no later than the date of receipt of the final payment estimate. Those final payment items disputed in the written statement required in Section 9-3.2 shall be submitted no later than 30 days after receipt of the Final Payment estimate. No claim will be considered that was not included in this written statement, nor will any claim be allowed for which written notice or protest is required under any provision of this contract including Sections 3-4 Changed Conditions, 3-5 Disputed Work, 6-6.3 Payment for Delays to Contractor, 6-6.4 Written Notice and Report, or 6-7.3 Contract Time Accounting, unless the Contractor has complied with notice or protest requirements.

The claims filed by the Contractor shall be in sufficient detail to enable the Engineer to ascertain the basis and amount of said claims. The Engineer will consider and determine the Contractor's claims and it will be the responsibility of the Contractor to furnish within a reasonable time such further information and details as may be required by the Engineer to determine the facts or contentions involved in its claims. Failure to submit such information and details will be sufficient cause for denying the claims.

Payment for claims shall be processed within 30 calendar days of their resolution for those claims approved by the Engineer. The Contractor shall proceed with informal dispute resolution under Section 3-5, Disputed Work, for those claims remaining in dispute.

9-3.3 Delivered Materials. When provided for in the Specifications, and subject to the limitation and conditions therein, the cost of materials and equipment delivered but not incorporated into the Work will be included in the progress estimate.

9-3.4 Mobilization. When a bid item is included in the Proposal form for mobilization and subject to the conditions and limitations in the Specifications, the costs of work in advance of construction operations and not directly attributable to any specific bid item will be included in the progress estimate. When no such bid item is provided, payment for such costs will be considered to be included in the other items of work.

9-3.4.1 Mobilization and Preparatory Work. The Contract lump-sum price paid for mobilization shall not exceed TEN PERCENT (10%) of the total bid and includes full compensation for furnishing all insurance, bonds, licenses, labor, materials, utilities, tools, equipment and incidentals, and for doing all the work involved in mobilization and preparatory work and operations, including, but not limited to, those necessary for the movement of personnel, equipment, supplies, and incidental to preparing to conduct work on and off the project site and other offsite facilities necessary for work on the project; for all other facilities, sureties, work and operations which must be performed or costs incurred prior to beginning work on various contract items on or off the project site, excepting those specifically paid for under separate sections of these specifications.

Mobilization shall include but not be limited to the following items:

1. Obtaining and paying for all required Bonds, Insurance Policies (including premiums and incidentals), and Permits.



2. Submittal of required materials, shop drawings, construction schedule(s), and weekly schedule updates.
3. Establishment of all offices, buildings, construction yards, staging areas, security fencing, privacy screening, sanitary facilities, and any other facilities necessary for work at all project locations.
4. Posting all OSHA required notices and establishment of safety programs.
5. The movement of personnel, materials, equipment, supplies, and incidentals to and from the project site.
6. Developing and installing construction water supply.
6. Notification of residents and businesses.
7. Utility Coordination and mark out.

Progress payments for Mobilization and Preparatory Work will be made as follows:

For the first progress payment (after the issuance of the Notice to Proceed), forty percent (40%) of the amount bid for Mobilization and Preparatory Work will be allowed. For the second progress payment, an additional sixty percent (60%) of the amount bid for mobilization and preparatory work will be allowed therefore.

No additional compensation will be allowed for additional mobilizations required, including but not limited to delays caused by the relocation of existing utility facilities shown on the Plans or discovered during construction operations.

The deletion of work or the addition of extra work as provided for herein shall be reflected in Contract Change Orders and shall not affect the price paid for "Mobilization."

9-4 BID ITEMS. Payment for each Bid Item shall be made at the quantity and type as listed in the Contractor's Proposal. All work shown or mentioned on the plans, in the Contract Documents, General Provisions, or Technical Provisions/Specifications shall be considered as included in the Bid Items. Contractor must protect existing utilities, improvements, landscaping, irrigation systems, and vegetation in place. If damaged during the work, Contractor is responsible to repair or replace any utilities, improvements, landscaping, irrigation systems, and vegetation at his expense.

Bid Item No. 1: Mobilization (Lump Sum)

The Contractor shall mobilize per Section 9-3.4.1. This includes cost for contractor to coordinate construction in Coastal Zone, so that construction takes place for ramps in Coastal Zone prior to Memorial Day or after Labor Day.

Bid Item No. 2: Tier 2 SWPPP Preparation, Implementation and Maintenance (Lump Sum)

The Contractor shall submit for approval, implement and maintain a Tier 2 SWPPP per Sections 7-8 and 300-12.

Bid Item No. 3: Traffic Control Plan Preparation, Implementation and Maintenance (Lump Sum)

The Contractor shall submit a Traffic Control Plan for approval and implement and maintain traffic control devices in accordance with Section 7-1 and Part 6 of the Specifications.



Bid Item No. 4: Type A-1 Curb Ramp per SDRSD G-28 (Each)

The contract unit price paid for this bid item shall constitute full compensation to remove PCC curb ramps and construct PCC curb ramps with truncated domes per San Diego Regional Standard Drawings G-28, G-30, G-32A and G-32B in accordance with the specifications and contract documents. This includes, but is not limited to, protection of adjacent public and private improvements and/or facilities, labor, tools, demolition, removals, disposal, surveying, excavation, forming, backfill, aggregate base, compaction, saw cutting, trench plates, and removing and replacing 30 inches of pavement adjacent to new curb ramp, construction of Curb and Gutter, tile, and full compensation for furnishing all labor, materials, tools, equipment and incidentals for accomplishing the work as specified herein and no additional compensation shall be allowed.

Bid Item No. 5: Type B-1 Curb Ramp per SDRSD G-28 (Each)

The contract unit price paid for this bid item shall constitute full compensation to remove PCC curb ramps and construct PCC curb ramps with truncated domes per San Diego Regional Standard Drawings G-28, G-30, G-32A and G-32B in accordance with the specifications and contract documents. This includes, but is not limited to, protection of adjacent public and private improvements and/or facilities, labor, tools, demolition, removals, disposal, surveying, excavation, forming, backfill, aggregate base, compaction, saw cutting, trench plates, and removing and replacing 30 inches of pavement adjacent to new curb ramp, construction of Curb and Gutter, tile, and full compensation for furnishing all labor, materials, tools, equipment and incidentals for accomplishing the work as specified herein and no additional compensation shall be allowed.

Bid Item No. 6: Type C Curb Ramp per SDRSD G-29 (Each)

The contract unit price paid for this bid item shall constitute full compensation to remove PCC curb ramps and construct PCC curb ramps with truncated domes per San Diego Regional Standard Drawings G-29, G-30, G-32A and G-32B in accordance with the specifications and contract documents. This includes, but is not limited to, protection of adjacent public and private improvements and/or facilities, labor, tools, demolition, removals, disposal, surveying, excavation, forming, backfill, aggregate base, compaction, saw cutting, trench plates, and removing and replacing 30 inches of pavement adjacent to new curb ramp, construction of Curb and Gutter, tile, and full compensation for furnishing all labor, materials, tools, equipment and incidentals for accomplishing the work as specified herein and no additional compensation shall be allowed.

Bid Item No. 7: Type D Curb Ramp per SDRSD G-31 (Each)

The contract unit price paid for this bid item shall constitute full compensation to remove PCC curb ramps and construct PCC curb ramps with truncated domes per San Diego Regional Standard Drawings G-30, G-31 and G-32 in accordance with the specifications and contract documents. This includes, but is not limited to, protection of adjacent public and private improvements and/or facilities, labor, tools, demolition, removals, disposal, surveying, excavation, forming, backfill, aggregate base, compaction, saw cutting, trench plates, and removing and replacing 12 inches of pavement adjacent to new curb ramp, construction of Curb and Gutter, tile, and full compensation for furnishing all labor, materials, tools, equipment and incidentals for accomplishing the work as specified herein and no additional compensation shall be allowed.

Bid Item No. 8: 3'X4' Truncated Domes (Each)

The contract unit price paid for this bid item shall constitute full compensation to install surface-mounted yellow detectable warning surfaces (truncated domes) on existing ramps per San Diego Regional Standard Drawings G-30 in accordance with the specifications and contract documents. This includes, but is not limited to, preparing existing ramp and installing truncated domes per manufacturer's instructions.



Bid Item No. 9: Grind Concrete Ramp Lip per Detail A (Linear Feet)

The contract unit price paid for this bid item shall constitute full compensation to grind concrete lip of an existing ramp such that the ½" to 1" existing lip at the end of the ramp shall be flush with the gutter flowline. This includes, but is not limited to, protection of adjacent public and private improvements and/or facilities, grinding, removals, and disposal of concrete

Bid Item No. 10: 4" P.C.C. Sidewalk per SDRSDs G-7, G-9, G-10 & G-11 (Square Feet)

The contract unit price paid for this bid item shall constitute full compensation to remove and replace Type G-7 PCC sidewalk per San Diego Regional Standard Drawing G-7 beyond limits of curb ramps to achieve ADA compliant slopes in accordance with the specifications and contract documents. This includes, but is not limited to, protection of adjacent public and private improvements and/or facilities, labor, tools, demolition, removals, disposal, surveying, excavation, forming, backfill, aggregate base, compaction, saw cutting, and removing and replacing pavement adjacent to new concrete where necessary, and all other work and incidentals necessary to accomplish the work as specified herein and no additional compensation shall be allowed.

Bid Item No. 11: Sidewalk Overlaid with Pavers and Bricks (Square Feet)

The contract unit price paid for this bid item shall constitute full compensation to remove and replace Type G-7 PCC sidewalk per San Diego Regional Standard Drawing G-7 in accordance with the specifications and contract documents. This includes, but is not limited to, protection of adjacent public and private improvements and/or facilities, labor, tools, demolition, removals, disposal, surveying, excavation, forming, backfill, aggregate base, compaction, saw cutting, and removing and replacing pavement and brick tile overlay adjacent to new concrete where indicated, and all other work and incidentals necessary to accomplish the work as specified herein and no additional compensation shall be allowed. Brick and pavers to be replaced in kind and match existing conditions.

Bid Item No. 12: Spandrel/Cross Gutter per SDRSD G-12 (Square Feet)

The contract unit price paid for this bid item shall constitute full compensation to remove and replace PCC spandrel/cross gutter per San Diego Regional Standard Drawing G-12 and Carlsbad Engineering Standards GS-9 and GS-10 in accordance with the specifications and contract improvements. This includes, but is not limited to, protection of adjacent public and private improvements and/or facilities, labor, tools, demolition, removals, disposal, surveying, excavation, forming, backfill, aggregate base, compaction, saw cutting, trench plates, and removing and replacing 12 inches of pavement adjacent to new concrete. The work for this item may be done simultaneously with adjacent curb ramp improvements, if applicable, and no additional compensation shall be allowed.

Bid Item No. 13: Exposed Aggregate, Stamped and Colored Concrete (Square Feet)

The contract unit price paid for this bid item shall constitute full compensation to remove and replace Exposed Aggregate Concrete to match the existing exposed aggregate concrete at the intersections. The exposed aggregate concrete shall be sloped to ADA standard at the approach to each of the curb ramp. This includes, but is not limited to, protection of adjacent public and private improvements and/or facilities, labor, tools, demolition, removals, disposal, surveying, excavation, forming, backfill, aggregate base, compaction, saw cutting, and removing and replacing pavement adjacent to new concrete where necessary, and all other work and incidentals necessary to accomplish the work as specified herein and no additional compensation shall be allowed.



Bid Item No. 14: 2" AC Grind and Overlay (Ton)

The contract unit price paid for this bid item shall constitute full compensation to grind and overlay existing pavement surface, beyond the 30" pavement adjustments included in bid items 4-7. The AC pavement shall transition from the 4'x4' envelope at the bottom of the curb ramp to meet existing grade. This includes, but is not limited to, protection of adjacent public and private improvements and/or facilities, labor, tools, demolition, removals, disposal, surveying, excavation, forming, backfill, aggregate base, compaction, saw cutting, and removing and replacing pavement adjacent to new concrete where necessary, and all other work and incidentals necessary to accomplish the work as specified herein and no additional compensation shall be allowed.

Bid Item No. 15: 3" PVC Sidewalk Underdrain at Ramp #265 and Ramp #269 (Each)

The contract unit price paid for this bid item shall constitute full compensation to remove and replace the existing sidewalk underdrain and construct new 3" PVC Sidewalk underdrain per San Diego Regional Standard Drawing D-27. This includes but is not limited to, protection of adjacent public and private improvements and/or facilities, labor, tools, demolition, removals, disposal, surveying, backfill, aggregate base. The work for this item may be done simultaneously with adjacent curb ramp improvements, if applicable, and no additional compensation shall be allowed.

Bid Item No. 16: Pedestrian Barricade at Ramp #732 (Each)

This work shall consist of the installation for pedestrian barricade per City of San Diego Standard Drawing SDG-140 along the edge of the pedestrian ramps adjacent to existing concrete pavement at Jefferson Elementary School. Shall include full compensation for furnishing all labor, materials, tools, equipment, and all other work and incidentals necessary to accomplish the work as specified herein and no additional compensation shall be allowed.

Bid Items No. 17: Striping and Signing Relocation (Lump Sum)

The contract lump sum price paid for this bid item shall constitute full compensation to furnish and install signing and striping in accordance with the specifications and contract documents. Shall include full compensation for the complete removal and installation of all paint or thermoplastic lines and raised pavement markers, symbols, markings and signage and furnishing all labor, materials, tools, equipment and incidentals to accomplish all the work as specified herein and no additional compensation shall be allowed. This lump sum bid item shall include all proposed striping shown on plans, and for all striping removed as part of the spandrel, cross gutter, and curb ramp removals.

Bid Item No. 18: Replace Existing Pull Boxes (Each)

This work shall consist of removing the existing Pull Boxes within the limits of work, as shown on the Drawings, in accordance with City Standard Drawing GS-21 and Caltrans Standard Specifications. The replacement Pull Boxes shall be adjusted to match the new ramp/sidewalk and adjacent grades. The contract price for work under this item shall include but is not limited to furnishing all labor, tools, material, adjustment of wiring and cables, tools, and equipment and performing all work required for the pull box installation as described within the Contract Documents. Pull boxes vary in type (traffic signal, street light, etc.)

Bid Item No. 19: Adjust Pedestrian Push Button at Ramp #406 and Ramp #4908 (Each)

This work shall consist of adjusting the pedestrian push buttons along Carlsbad Boulevard as depicted in the plans at ramp #406 and ramp #4908. The push button location shall be 42" above the adjacent surface as described in Section 4E.08 of the MUTCD. All work related to adjust pedestrian push buttons shall be at the Contract Unit Price in the Bid, complete in place and fully functional and will include all work that is require, no additional compensation will be allowed.



Bid Item No. 20: Class 2 Aggregate Base (Ton)

The contract unit price paid for this bid item shall constitute full compensation to install and compact Class 2 aggregate base as directed by the City. This price shall include removal and disposal of unwanted and unsuitable material and include cutting and removing roots as directed by the City. All work shall be in accordance with the city standards, specifications and contract documents.

Bid Item No. 21: Relocate Existing Fence at Ramp #3708 (Linear Feet)

This work shall consist of removing existing and replacing the existing fence at ramp #3708. The chain-link fence shall be constructed in accordance with San Diego Regional Standard Drawing M-06, install top horizontal bar to match existing fence. The contract price for work under this item shall include but is not limited to furnishing all labor, tools, material, demolition removal, disposal, concrete for footings and equipment and performing all work required for fence, no additional compensation shall be allowed.

Bid Item No. 22: Monument Perpetuation (Each)

The contract stipulated price paid for this bid item shall constitute full compensation for replacement of monumentation and/or benchmarks by a licensed land surveyor authorized to practice land surveying in the state of California. A corner record or record of survey shall be filed for pre- and -post construction conditions per the Professional Land Surveyors' Act, Business and Professions Code 8771. Shall include full compensation for surveying in existing survey monument, setting swing ties, preparing corner record or record of survey, coordination with the County of San Diego, agency fees related to submittal, setting and tying in a new survey monument after construction, materials and tools, no additional compensation shall be allowed.

Bid Item No. 23: 6" Type G-2 Curb and Gutter per SDRSD G-2 (Linear Feet)

The contract unit price paid for this bid item shall constitute full compensation to remove existing curb and gutter and construct 6" concrete curb and gutter per San Diego Regional Standard Drawings G-2 in accordance with the specifications and contract documents. This includes, but is not limited to, protection of adjacent public and private improvements and/or facilities, labor, tools, demolition, removals, disposal, surveying, excavation, forming, backfill, aggregate base, compaction, saw cutting, trench plates, and removing and replacing 30 inches of pavement adjacent to new curb and gutter and full compensation for furnishing all labor, materials, tools, equipment and incidentals for accomplishing the work as specified herein and no additional compensation shall be allowed.

Bid Item No. 24: Adjust Existing Gas Valve at Ramp #416 (Each)

This work shall consist of adjusting existing gas valve within the limits of work, as shown on the Drawings, in accordance with San Diego Gas & Electric Standards. Contractor shall coordinate with San Diego Gas & Electric prior to start of work. The contract price for work under this item shall include but is not limited to furnishing all labor, tools, material, adjustment of wiring and cables, tools, and equipment and performing all work required for the gas valve as described within the Contract Documents.

Bid Item No. 25: Record Drawing (Lump Sum)

The contractor shall maintain and submit for approval a record set of drawings per Section 2-5.4.



SUPPLEMENTAL PROVISIONS TO STANDARD SPECIFICATIONS FOR PUBLIC WORKS CONSTRUCTION PART 2, CONSTRUCTION MATERIALS

SECTION 200 - ROCK MATERIALS

200-2 UNTREATED BASE MATERIALS

200-2.1 General. Add the following: Aggregate base shall be Class II Aggregate Base per Caltrans Standard Specification, 2018, Section 26: Aggregate Bases, Subsection 26-1.02B Class II Aggregate Base and as specified herein.

Add the following section:

200-2.2.4 Class II Aggregate Base. Aggregate for Class II aggregate base shall be free from organic matter and other deleterious substances and shall be of such nature that it can be compacted readily under watering and rolling to form a firm, stable base. Aggregate may include material processed from reclaimed asphalt concrete, portland cement concrete, lean concrete base, cement treated base or a combination of any of these materials.

Aggregate shall conform to the grading and quality requirements shown in the following tables. At the option of the Contractor, the grading for either the 1 1/2-inch maximum or 3/4 inch maximum shall be used, except that once a grading is selected it shall not be changed without the Engineer's written approval.

AGGREGATE GRADING REQUIREMENTS

<i>Sieve Sizes</i>	Percentage Passing	
	<i>1 1/2" Maximum</i>	<i>3/4" Maximum</i>
	<i>Operating Range</i>	<i>Operating Range</i>
2"	100	—
1 1/2"	90-100	—
1"	—	100
3/4"	50-85	90-100
No. 4	25-45	35-60
No. 30.....	10-25	10-30
No. 200	2-9	2-9

QUALITY REQUIREMENTS

<i>Tests</i>	<i>Operating Range</i>
Resistance (R-value)	78 Min.
Sand Equivalent	25 Min.
Durability Index	35 Min.

The aggregate shall not be treated with lime, cement or other chemical material before the Durability Index test is performed.

If the results of either or both the aggregate grading and Sand Equivalent tests do not meet the requirements specified for "Operating Range" but meet the "Contract Compliance" requirements, placement of the aggregate base may be continued for the remainder of that day. However, another day's work may not be started until tests, or other information, indicate to the satisfaction of



the Engineer that the next material to be used in the work will comply with the requirements specified for "Operating Range."

If the results of either or both the aggregate grading and Sand Equivalent tests do not meet the requirements specified for "Contract Compliance," the aggregate base which is represented by these tests shall be removed. However, if requested by the Contractor and approved by the Engineer, the aggregate base may remain in place and the Contractor shall pay to the City \$2.25 per cubic yard for such aggregate base left in place. The City may deduct this amount from any moneys due, or that may become due, the Contractor under the contract. If both the aggregate grading and Sand Equivalent do not conform to the "Contract Compliance" requirements, only one adjustment shall apply.

No single aggregate grading or Sand Equivalent test shall represent more than 500 cubic yards or one day's production, whichever is smaller.

SECTION 201 - CONCRETE, MORTAR, AND RELATED MATERIALS

201-1 PORTLAND CEMENT CONCRETE

TABLE 201-1.1.2(A) Modify as follows:

TABLE 201-1.1.2(A) ⁽³⁾
PORTLAND CEMENT CONCRETE

Type of Construction	Concrete Class	Maximum Slump mm (Inches)
All Concrete Used Within the Right-of-Way	330-C-23 (560-C-3250) ⁽¹⁾	⁽²⁾
Trench Backfill Slurry	115-E-3 (190-E-400)	200 (8")
Street Light Foundations and Survey Monuments	330-C-23 (560-C-3250)	100 (4")
Traffic Signal Foundations	350-C-27 (590-C-3750)	100 (4")
Concreted-Rock Erosion Protection	310-C-17 (520-C-2500P)	per Table 300-11.3.1

(1) Except that concrete required to be of higher strength by Table 201-1.1.2(A) SSPWC shall be as per Table 201-1.1.2(A) SSPWC.

(2) As per Table 201-1.1.2(A) SSPWC.

(3) Portions of Table 201-1.1.2(A) of the Standard Specifications for Public Works Construction not shown herein as changed are not affected by this table.

201-1.2.1 Cement. Substitute the following:

- a) **Portland Cement.** Portland Cement shall be Type V Portland cement conforming to ASTM C150 and the optional requirements of ASTM C150, Table 2 for maximum equivalent alkalis (Na₂O + 0.658K₂O) of 0.60 percent.

201-1.2.4 Chemical Admixtures. Substitute the following:

- (d) **Air-Entraining Admixtures.** The air content shall not deviate from the percentage specified or permitted by more than 1-1/2 percentage points. The air content of freshly mixed concrete will be determined by California Test Method No. 504.



201-3 EXPANSION JOINT FILLER AND JOINT SEALANTS

201-3.4 Type “A” Sealant (Two-Part Polyurethane Sealant). Add the following: All finished concrete surfaces shall have a ½” continuous expansion joint at locations indicated on the plans and notes and shall be located either parallel to perpendicular to the curb line. When not otherwise indicated, all expansion joints located adjacent to colored concrete shall be sealant Type “A” and colored to match the color of the concrete surface.

Contractor shall provide joint sealants that have been produced and installed to establish and to maintain watertight and airtight continuous seals without causing staining or deterioration of joint substrates.

Contractor shall submit product data from the manufacturer of each joint sealant product required, including instructions for joint preparation and joint sealer application. Contractor shall also submit samples for initial selection purposes in form of manufacturer’s standard bead samples, consisting of strips of actual products showing full range of colors available, for each product exposed to view. Samples shall be submitted to Engineer. Submit complete schedule of type (and location where type is to be used) of each sealant.

Contractor shall engage an experienced installer who has completed joint sealant applications similar in material, design and extent to that indicated for Project that have resulted in construction with a record of successful in-service performance.

Provide joint sealants, joint fillers, and other related materials that are compatible with one another and with joint substrates under conditions of service and application, as demonstrated by sealant manufacturer based on testing and field experience.

Provide color selections made by Engineer from manufacturer’s full range of standard colors for products of type indicated. Sealant color parallel to curb line shall match color of Paving Treatment as specified in Section 303-7 of these Special Provisions.

Joint sealants shall be multi-component polyurethane sealant. Except as otherwise indicated, provide manufacturer’s standard, non-modified, 2-or-more-part, polyurethane-based, elastomeric sealant; complying with either ASTM-C-920-87, Type M, Grade P, Class 25, or FS TT-S 0227E Class A, non-sag, Type II.

Acceptable Products: “Sonneborn NP11”; Sonneborn Building Products Division; “Scofield Lithoseal Trafficalk 3-G”, L.M. Scofield Company; or equivalent, as approved by the Engineer.

Provide sealant backings of material and type that are nonstaining; are compatible with joint substrates, sealants, primers and other joint fillers; and are approved for applications indicated by sealant manufacturer based on field experience and laboratory testing.

Plastic foam joint fillers shall be pre-formed, compressible, resilient, nonstaining, nonwaxing, non-extruding strips of flexible plastic foam either open-cell polyurethane foam or closed-cell polyethylene foam, subject to approval of sealant manufacturer, for cold-applied sealants only. Polystyrene foam is not acceptable.



SECTION 203 - BITUMINOUS MATERIALS

203-6 ASPHALT CONCRETE.

203-6.2.1. Asphalt Binder. Add the Following: Wet Mix or Core sampled asphalt concrete will be considered in conformance with the mix design when the Asphalt Binder content is within +/-0.5% of the design mix and the gradation conforms to the grading as shown in Table 203-6.4.4. Deviations in gradation may be considered in conformance with the mix design provided the stability of the completed mix complies with the requirements for Stabilometer Value per Table 203-6.4.4.

Plant inspected asphalt concrete will be considered in conformance with the mix design when visually inspected and the combined gradation of the Bin samples show conformance to the grading as shown in Table 203-6.4.4.

203-6.4 Asphalt Concrete Mixtures. Add the following: Conventional Asphalt concrete shall be class C2-PG64-10 for surface course, and B-PG64-10 for base course. Asphalt concrete shall be class D2-PG70-10 for dikes and class E-PG70-10 ditches.

203-6.4.4 Composition and Grading. Add the following: Evaluation of asphalt concrete shall be determined from samples of asphalt concrete taken after completion of all processing (Wet Mix) or by core sample analysis of the in-place asphalt concrete or by direct central plant inspection that confirms the production of a particular mix design and verifies using samples of aggregate taken before the addition of asphalt and mineral filler (Bin). All samples shall be taken in accordance with Calif. Test 125.

When Wet Mix or Core samples of asphalt concrete are to be used for evaluation, sufficient size samples shall be taken to ensure representative and adequate quantity of material for:

1. Asphalt Content and Gradation of Extraction using Calif. Test 382 or ASTM 2172, and Calif. Test 202.
2. Stability using:
 - a. Hveem stability Value using Calif. Tests 304 and 366 shall be the average of three individual Values and/or
 - b. Marshall Stability¹ in accordance with the Asphalt Institute's MS-2 fabricated and tested for traffic volume and shall be the average of three specimens.

¹Only use Marshall Stability when the deviation between individual Hveem Stabilometer Values are greater than +/-5.

When using core sample analysis, the samples must be properly prepared to safeguard against influx of outside contaminants and so that the cut surfaces do not influence the test results.

The amount of asphalt binder used in asphalt concrete placed in dikes, gutters, gutter flares, overside drains and aprons at the ends of drainage structures shall be increased one percent by mass of the aggregate over the amount of asphalt binder determined for use in asphalt concrete placed on the traveled way.

Wet Mix or Core sampled asphalt concrete will be considered in conformance with the mix design when the asphalt content is within +/- .40 of the design mix and the gradation conforms to the grading as shown in Table 203-6.4.4. Deviations in gradation may be considered in conformance



with the mix design provided the stability of the completed mix complies with the requirements for Stabilometer Value per Table 203-6.4.4 Marshall Stability using Asphalt Institute MS-2.

Plant inspected asphalt concrete will be considered in conformance with the mix design when visually inspected and the combined gradation of the Bin samples show conformance to the grading as show in Table 203-6.4.4.

SECTION 206 - MISCELLANEOUS METAL ITEMS

Add the following section:

206-7 TRAFFIC SIGNS.

206-7.1.1 Roadside Signs. This work shall consist of furnishing and installing roadside signs in accordance with details shown on the plans, the California Sign Specifications and these special provisions. Permanent and temporary signs shall be free from blemishes that may affect the serviceability and detract from the general sign color and appearance when viewing during daytime and nighttime from a distance of 25 feet. The face of each finished sign shall be uniform, flat, smooth, and free of defects, scratches, wrinkles, gel, hard spots, streaks, extrusion marks, and air bubbles. The front, back and edges of the sign panels shall be free of router chatter marks, burns, sharp edges, loose rivets, delaminated skins, excessive adhesive overspray, and aluminum marks.

206-7.1.2 Sign Identification. The following notation shall be placed on the lower right side of the back of each sign where the notation shall not be blocked by the sign post or frame:

- A. **PROPERTY OF THE CITY OF CARLSBAD,**
- B. Name of the sign manufacturer,
- C. Month and year of fabrication,
- D. Type of retroreflective sheeting, and
- E. Manufacturer's identification and lot number of retroreflective sheeting.

The above notation shall be applied directly to the aluminum sign panels in 1/4-inch upper case letters and numerals by die-stamp and applied by similar method to the fiberglass reinforced plastic signs. Painting, screening, or engraving of the notation will not be allowed. The notation shall be applied without damaging the finish of the sign.

206-7.1.3 Drawings. Standard signs shall be as per the most recently approved California Sign Specifications. The date of approval shall be the date most closely preceding the date of manufacture of the sign(s) or the date of the "Notice to Proceed" of this contract, whichever is most recent.

206-7.1.4 Reflective Sheeting. All advisory signs, warning signs and all regulatory signs shall be fabricated with Type IV prismatic sheeting (High Intensity Prismatic or equivalent) or Type IX prismatic cube lens sheeting (Diamond Grade VIP or equivalent) in accordance to ASTM Designation D4956 and conforming to the requirements of these special provisions.

206-7.1.5 Sign Panel. Sign panels shall be fabricated from sheet aluminum in accordance with ASTM Designation B209. Sheet aluminum shall be pretreated in accordance to ASTM Designation B449. The surface of sheet aluminum shall be cleaned, deoxidized, and coated with a light



and tightly adherent chromate conversion coating free of powdery residue. The conversion coating shall be Class 2 with a mass between 10 milligrams per square foot. Following the cleaning and coating process, the sheet aluminum shall be protected from exposure to grease, oils, dust, and contaminants. Sheet aluminum shall be free of buckles, warps, dents, cockles, burrs, and defects resulting from fabrication.

206-7.1.6 Mounting Traffic Signs. Traffic signs shall be installed on 10-gage or 12-gage cold-rolled steel perforated tubing posts as shown on San Diego Regional Standard Drawing M-45 or, when the sign area exceeds the maximum area allowed for on that drawing, on multiple 10-gage or 12-gage cold-rolled steel perforated tubing posts. The number of posts shall be determined by the parameters in SDRS drawing M-45 or as approved by the Engineer. Traffic signs will be provided with back braces and mounting blocks as approved by the Engineer consisting of 10-gage or 12-gage cold-rolled steel perforated tubing when multiple posts are used.

206-7.1.7 Traffic Sign Posts. Posts shall be constructed of 10-gage or 12-gage cold-rolled steel perforated tubing posts as shown on San Diego Regional Standard Drawing M-45.

206-7.2 Temporary Traffic Signs. Temporary traffic signs shall consist of all signs used for the direction, warning, and regulation of vehicle (including bicycle) and pedestrian traffic during the Contractor's performance of the Work. Temporary traffic signs include both stationary and portable signs.

206-7.2.1 General. This work shall consist of furnishing and installing temporary signs in accordance with details shown on the plans, the California Sign Specifications and these special provisions. Permanent and temporary signs shall be free from blemishes that may affect the serviceability and detract from the general sign color and appearance when viewing during daytime and nighttime from 25 feet. The face of each finished sign shall be uniform, flat, smooth, and free of defects, scratches, wrinkles, gel, hard spots, streaks, extrusion marks, and air bubbles. The front, back and edges of the sign panels shall be free of router chatter marks, burns, sharp edges, loose rivets, delaminated skins, excessive adhesive overspray, and aluminum marks.

206-7.2.2 Drawings. Standard signs shall be as per the most recently approved California Sign Specifications. The date of approval shall be the date most closely preceding the date of manufacture of the sign(s) or the date of the "Notice to Proceed" of this contract, whichever is most recent.

206-7.2.3 Reflective Sheeting. All advisory signs, warning signs and all regulatory signs shall be fabricated with Type IV prismatic sheeting (High Intensity Prismatic or equivalent) or Type IX prismatic cube lens sheeting (Diamond Grade VIP or equivalent) in accordance to ASTM Designation D4956 and conforming to the requirements of these special provisions.

206-7.2.4 Sign Panel. Sign panels shall be fabricated from sheet aluminum in accordance with ASTM Designation B209. Sheet aluminum shall be pretreated in accordance to ASTM Designation B449. The surface of sheet aluminum shall be cleaned, deoxidized, and coated with a light and tightly adherent chromate conversion coating free of powdery residue. The conversion coating shall be Class 2 with a mass between 10 milligrams per square foot. Following the cleaning and coating process, the sheet aluminum shall be protected from exposure to grease, oils, dust, and contaminants. Sheet aluminum shall be free of buckles, warps, dents, cockles, burrs, and defects resulting from fabrication.



206-7.2.5 Stationary Mounted Temporary Traffic Signs. Stationary mounted temporary traffic signs shall be installed on 10-gage and 12-gage cold-rolled steel perforated tubing posts in the same manner shown on the State of California, Department of Transportation Standard Plans RS1, RS2, RS3 and RS4 for installation of roadside signs, except as follows:

- a) Wood posts shall not be used.
- b) Back braces and blocks for sign panels will not be required.
- c) The height to the bottom of the sign panel above the edge of traveled way shall be at least 2.1 m (7').
- d) Unless otherwise shown on the plans traffic sign posts shall conform in materials and installation to SDRS drawing M-45 and shall have one post provided for each 0.48 m² (5 ft²) of sign area, or the signs may be installed on existing lighting standards when approved by the Engineer.
- e) Sign panels mounted on temporary traffic sign posts shall conform to the requirements of these special provisions.

206-7.2.6 Temporary Traffic Sign Posts. Posts shall be 10-gage or 12-gage cold-rolled steel perforated tubing used for the support and stabilization of stationary mounted temporary signs. Post size and number of posts shall be as shown on the plans, except that when stationary mounted signs are installed, and the type of sign installation is not shown on the plans, post size and the number of posts will be determined by the Engineer. Sign panels for stationary mounted signs shall consist of reflective sheeting applied to a sign substrate.

206-7.2.7 Portable Temporary Traffic Signs. Each portable temporary traffic sign shall consist of a base, standard or framework and a sign panel. The units shall be capable of being delivered to the site of use and placed in immediate operation. Sign panels for portable signs shall conform to the requirements of these special provisions, or shall be cotton drill fabric, flexible industrial nylon fabric, or other approved fabric. Fabric signs shall not be used during the hours of darkness. Size, color, and legend requirements for portable signs shall be as described for stationary mounted sign panels in section 206-7.2 of these special provisions. The height to the bottom of the sign panel above the edge of traveled way shall be at least 0.3-m (12"). All parts of the sign standard or framework shall be finished with 2 applications of orange enamel which will match the color of the sign panel background. Testing of paint will not be required.

Add the following section:

206-8 LIGHT GAGE STEEL TUBING AND CONNECTORS.

Add the following section:

206-8.1 General. This Section pertains to 10-gage and 12-gage cold-rolled steel perforated tubing used for the support and stabilization of signs. All shapes shall have a galvanized finish and shall be cold-roll-formed steel conforming to ASTM Designation A-446, Grade A. Galvanizing shall conform to ASTM A-525, Designation G-90. Galvanizing shall be performed after all forming and punching operations have been completed. Cold-rolled steel perforated tubing shall be perforated on all four faces with 11mm (7/16") holes on 25 mm (1") centers.

Add the following section:

206-8.2 Tolerances. Wall thickness tolerance shall not exceed +0.28 mm, -0.13 mm (+0.011", -0.005"). Convexity and concavity measured in the center of the flat side shall not exceed a tolerance of +0.25 mm (+0.010") applied to the specific size determined at the corner. Straightness tolerance variation shall not exceed 1.6 mm in 1 m (1/16" in 3'). Tolerance for corner radius is 4.0mm (5/32"), plus or minus 0.40 mm (1/64"). Weld flash on corner-welded square



tubing shall permit 3.60 mm (9/64") radius gage to be placed in the corner. Using 10-gage or 12-gage square tube, consecutive size tubes shall telescope freely for 3.1 m (10'). Tolerance on hole size is plus or minus 0.40 mm (1/64") on a size. Tolerance on hole spacing is plus or minus 3.2 mm in 6.1 m (1/8" in 20'). In addition, for the following specific sizes of light gage steel tubing, dimensional tolerances shall not exceed those listed in tables 206-8.2 (A) and 206-8.2(B).

**TABLE 206-8.2(A)
LIGHT GAGE STEEL TUBING SIZE TOLERANCE**

Nominal Outside Dimensions		Outside Tolerance for all Sides at Corners	
mm	(inches)	mm	(inches)
25 x 25	(1 x 1)	0.13	0.005
32 x 32	(1 ¹ / ₄ x 1 ¹ / ₄)	0.15	0.006
38 x 38	(1 ¹ / ₂ x 1 ¹ / ₂)	0.15	0.006
44 x 44	(1 ³ / ₄ x 1 ³ / ₄)	0.20	0.008
51 x 51	(2 x 2)	0.20	0.008
56 x 56	(2 ³ / ₁₆ x 2 ³ / ₁₆)	0.25	0.010
57 x 57	(2 ¹ / ₄ x 2 ¹ / ₄)	0.25	0.010
64 x 64	(2 ¹ / ₂ x 2 ¹ / ₂)	0.25	0.010
51 x 76	(2 x 3)	0.25	0.010

**TABLE 206-8.2(B)
LIGHT GAGE STEEL TUBING SQUARENESS OF SIDES AND TWIST**

Nominal Outside Dimension		Squareness ⁽¹⁾		Twist Permissible in 900 mm (3")	
mm	(Inches)	mm	(Inches)	mm ⁽²⁾	(Inches) ⁽²⁾
25 x 25	(1 x 1)	0.15	0.006	1.3	0.050
32 x 32	(1 ⁻¹ / ₄ x 1 ⁻¹ / ₄)	0.18	0.007	1.3	0.050
38 x 38	(1 ⁻¹ / ₂ x 1 ⁻¹ / ₂)	0.20	0.009	1.3	0.050
44 x 44	(1 ⁻³ / ₄ x 1 ⁻³ / ₄)	0.25	0.010	1.6	0.062
51 x 51	(2 x 2)	0.30	0.012	1.6	0.062
56 x 56	(2 ⁻³ / ₁₆ x 2 ⁻³ / ₁₆)	0.36	0.014	1.6	0.062
57 x 57	(2 ⁻¹ / ₄ x 2 ⁻¹ / ₄)	0.36	1.014	1.6	0.062
64 x 64	(2 ⁻¹ / ₂ x 2 ⁻¹ / ₂)	0.38	0.015	1.9	0.075
51 x 76	(2 x 3)	0.46	0.018	1.9	0.075

⁽¹⁾ Tubing may have its sides failing to be 90 degrees to each other by the tolerance listed.

⁽²⁾ Twist is measured by holding down the edge of one end of a square tube on a surface plate with the bottom side of the tube parallel to the surface plate and noting the height that either corner on the opposite end of the bottom side is above the surface plate.

Add the following section:

206-8.3 Fasteners. Fasteners used to assemble cold-rolled steel perforated tubing shall be steel "pull-through" electrogalvanized rivets with 9.5 mm (3/8") diameter shank, 22 mm (7/8") diameter head, and a grip range of from 5 mm (0.200") to 0.90 mm (0.356"). The fasteners shall conform to ASTM B-633, Type III

Add the following section:

206-9 PORTABLE CHANGEABLE MESSAGE SIGN



Add the following section:

206-9.1 General. Each portable changeable message sign (PCMS) unit shall consist of a controller unit, a power supply, and a structural support system all mounted on a trailer. The PCMS unit shall be assembled to form a complete self-contained portable changeable message sign, which can be delivered to the site of the work and placed in immediate operation. The complete PCMS unit shall be capable of operating in an ambient air temperature range of -20°C (-4°F) to +70°C (158°F) and shall not be affected by unauthorized mobile radio transmissions.

The trailer shall be equipped so that it can be leveled and plumbed. Full operation height shall be with the bottom of the sign at least 2.1 m (7') above the ground and the top no more than 4.4 m (14.5') above the ground. After initial placement, PCMS shall be moved from location to location as directed by the Engineer

Add the following section:

206-9.2 Message Board. The message displayed on the PCMS shall be visible from a distance of 460 m (1500') and shall be legible from a distance of 230 m (750'), at noon on a cloudless day, by persons with vision corrected to 20/20. The sign panel shall be 3-line matrix and shall display not less than 7 characters per line. Sign messages to be displayed shall be as approved by the Engineer. The sign face shall be flat black and shall be protected from glare of the sun by a method which does not interfere with the clarity of the sign message. The sign shall be raised and lowered by means of a power driven lifting mechanism. The matrix sign shall be capable of complete alphanumeric selection.

Lamp matrix type signs shall be equipped with an automatic dimming operational mode that automatically compensates for the influence of a temporary light source or other abnormal lighting conditions. The sign shall have manual dimming operation modes of 3 or more different lamp intensities.

Matrix signs not utilizing lamps shall be either internally or externally illuminated at night.

The controller shall be an all solid-state unit containing all the necessary circuitry for the storage of at least 5 pre-programmed messages. The controller shall be installed in a location allowing the operator to perform all functions from one position. A keyboard entry system shall be provided to allow an operator to generate an infinite number of additional messages over the pre-programmed stored messages. The keyboard shall be equipped with a security lockout feature to prevent unauthorized use of the controller. The controller shall contain a nonvolatile memory to hold the keyboard created messages in memory during periods when the power is not activated. The controller shall provide for a variable message display rate which allows the operator to match the information display to the speed of the approaching traffic. The flashing off time shall be operator adjustable within the control cabinet.

Add the following section:

206-9.3 Operation and Maintenance. PCMS shall be furnished, placed, operated, and maintained at locations shown on the plans, specified herein, or designated by the Engineer. The PCMS will be diligently maintained and repaired by the Contractor throughout the project in accordance with the manufacturer's recommendations. When ownership is transferred to the City (at the end of the job), it must be demonstrated to be in good working condition, and meet the provisions of these specifications, including current registration.



Add the following section:

206-9.4 Measurement and Payment. Payment for all traffic signs, including Portable Changeable Message Signs, are incidental to the traffic control plan and no other compensation will be made therefor.

SECTION 207 – GRAVITY PIPE

207-2 REINFORCED CONCRETE PIPE (RCP).

207-2.5 Joints. Add the following: All RCP joints shall receive a rubber-gasket meeting the requirements of Section 208-3 *Gaskets for Concrete Pipe*.

Add the following section:

207-26 UNDERGROUND UTILITY MARKING TAPE.

Add the following section:

207-26.1 Detectable Underground Utility Marking Tape: Detectable Underground Utility Marking Tape shall have a minimum 0.13 mm (0.005”) overall thickness, with no less than a 35 gauge (AWG), 0.14 mm aluminum foil core. The foil must be visible from both sides. The layers shall be laminated together with the extrusion lamination process, not adhesives. No inks or printing shall extend to the edges of the tape. All printing shall be encased to avoid ink rub-off. Detectable Underground Utility Marking Tape shall conform to the properties listed in Tables 207-26(A) and 207-26 (B):

**TABLE 207-26.1(A)
DETECTABLE UNDERGROUND UTILITY MARKING TAPE PROPERTIES**

Property	Method	Value
Thickness	ASTM D2103	0114 mm (0.0056”)
Tensile strength	ASTM D882	4500g/cm (25 lbs/inch) (5,500 PSI)
Elongation	ASTM D882-88	<50 percent at break
Printability	ASTM D2578	>50 dynes/square centimeter
Flexibility	ASTM D671-81	Pliable hand
Inks	Manufacturing specifications	Heat-set Mylex
Message repeat	Manufacturing specifications	Every 500 mm (20”)
Foil	Manufacturing specifications	Dead soft/annealed
Top layer	Manufacturing specifications	Virgin PET
Bottom layer	Manufacturing specifications	Virgin LDPE
Adhesives	Manufacturing specifications	>30 percent, solid 1.5#/R
Bond strength	Boiling H ₂ O at 100 degrees Celsius	Five hours without peel
Colors	APWA Code	See Table 207-25.1 (B)



**TABLE 207-26.1(B)
DETECTABLE UNDERGROUND UTILITY MARKING TAPE COLORS**

Color	Utility Marked
Red	Electric power, distribution, transmission, and municipal electric systems.
Yellow	Gas and oil distribution and transmission, dangerous materials, product and steam.
Orange	Telephone and telegraph systems, police and fire communications, and cable television.
Blue	Water systems.
Green	Sanitary and storm sewer systems, nonpotable.
Brown	Force mains.
Purple	Reclaimed water lines.

Add the following section:

207-26.2 Materials Approvals. Detectable Underground Utility Marking Tape shall meet the requirements of each of the following agency/association publications.

- A. Department of Transportation, Materials Transportation Bureau, Office of Pipeline Safety. USAS code for pressure piping B31.8, paragraph 192.321(e).
- B. National Transportation Safety Board, Washington, DC, Special Study Prevention of Damage to Pipelines. Adopted June 7, 1974. Report NTSB-PSS-73-1.
- C. American Petroleum Institute (API). Recommended practice for marking buried liquid petroleum pipelines - APR RP 1109.
- D. General Services Administration, Washington, DC, Public Buildings Service Guide Specification for Mechanical and Electrical Equipment - PBS 4-1501, Amendment 2, Page 501-14, Paragraph 18, Subparagraph 18.1, Clause 18.1.1.
- E. Rural Electrification Authority (REA), U.S. Department of Agriculture, Washington, DC, National Electrical Safety Code for Underground Construction for remote and immediate hazards.

SECTION 210 - PAINT AND PROTECTIVE COATINGS

210-1 PAINT.

210-1.5 Paint Systems. Add the following to Table 210-1.5.

TABLE 210-1.5 (A)

Surface to be Painted	Pre-treatment / Surface Preparation	Primer	Finish Coats
Temporary Railing type (K)	Abrasive Blast Cleaning to a Roughened, Textured Appearance	None	Two coats white Acrylic Emulsion Paint ⁽¹⁾

(1) acrylic emulsion paint designed for use on exterior masonry. This paint shall comply in all respects to Federal Specification TT-P-19 (latest revision), Paint, Acrylic Emulsion, Exterior. This paint may be tinted by using "universal" or "all purpose" concentrates.



SECTION 213 - ENGINEERING GEOSYNTHETICS

213-5 GEOTEXTILES AND GEOGRIDS

Add the following section:

213-5.1 General. Geotextile types shall be used for the applications listed in Table 213-5.1.

**Table 213-5.1
GEOTEXTILE APPLICATIONS**

Application of Geotextile	Type Designation
Separation of Soil and Street Structural Section	90WS
Separation of Soil and Subsurface Aggregate Drain	180N
Reinforcement of Street Structural Section	200WS
Remediation and Separation of Soil	270WS
Reinforcement of Soil	270WS
Drainage at the Interface of Soil Structures	N/A
Drainage at the Interface of Soil and Structures	N/A
Rock Slope Protection Fabric for Rock Sizes Below 225 kg (½ Ton)	180N
Rock Slope Protection Fabric for Rock Sizes Including and Above 225 kg (½ Ton)	250N
Plant Protection Covering	90N
Erosion Control Fence with 14 AWG - 150 mm x 150 mm (6"x6") Wire and 3 m (10') Post Spacing	90WS
Erosion Control Fence with 1.8 m (6') Post Spacing and No Wire Fencing	200WS

Add the following section:

213-5.2 Erosion Control Specialties. Storm water erosion control plans shall be prepared, implemented, and maintained by individuals with the respective qualifications and certification as specified in the City of Carlsbad Engineering Standards Volume 4.

Add the following section:

213-5.3 Gravel bags. Gravel bags for the use of temporary erosion control shall be burlap type, filled with no less than 23kg (50lbs) of 19 mm (¾") crushed rock and securely tied closed. Plastic bags are not acceptable.

SECTION 214 TRAFFIC STRIPING, CURB AND PAVEMENT MARKINGS, AND PAVEMENT MARKERS

214-4 PAINT FOR STRIPING AND MARKINGS.

214-4.1 General: Modify as follows: Paint for traffic lane lines, turn pocket lines, edge lines, channelizing lines, bike lane lines, chevrons, and curbs shall be rapid dry water borne conforming to CALTRANS Specification No. PTWB-01. Paint for pavement legends, pavement symbols, pavement arrows, cross walks, parking stall markings and stop bars shall be alkyd thermoplastic conforming to CALTRANS Specification No. 8010-19A. Glass beads shall be applied to the surface of the rapid dry water borne paint and the molten thermoplastic material and shall conform to the requirements of CALTRANS Specification No. 8010-004 (Type II). CALTRANS Specifications for water borne paint, thermoplastic material and glass beads may be obtained from the CALTRANS



Transportation Laboratory, P.O. Box 19128, Sacramento, CA 95819, telephone number (916) 227-7000.

214-6 PAVEMENT MARKERS

Add the following section:

214-6.4.3.1 Temporary Reflective Pavement Markers. Temporary pavement markers shown on the plans and required in the specifications shall be one of the types shown in Table 214-6.4.3.1, or equal thereto.

**TABLE 214-6.4.3.1
TEMPORARY REFLECTIVE PAVEMENT MARKERS**

Type	Manufacturer of Distributor
TOM- Temporary Overlay Markers	Davidson Traffic Control Products, 3110 70 th Avenue East, Tacoma, WA 98424, (877) 335-4638

Add the following section:

214-6.4.3.2 Permanent Reflective Channelizer. Reflective Channelizer shall be new surface-mounted type and shall be furnished, placed, and maintained at the locations shown on the plans. Reflective channelizer posts shall be orange in color. Reflective channelizers shall have affixed white reflective sheeting as specified in the special provisions. The reflective sheeting shall be 75 mm x 300 mm in size. The reflective sheeting shall be visible at 300 m at night under illumination of legal high beam headlights, by persons with vision of or corrected to 20/20. Reflective channelizer shall be one of the types shown in Table 214-6.4.3.2, or equal thereto.

**TABLE 214-6.4.3.2
REFLECTIVE CHANNELIZER**

Type	Manufacturer of Distributor
Safe-Hit SH336SMA	Safe-Hit, A Division of Energy Absorption Systems, Inc. 35 East Wacker Drive, Suite 1100 Chicago, IL 60602 (800) 537-8958
Carsonite "Super Duck" SDR3036	Carsonite Composites, LLC 605 Bob Gifford Boulevard Early Branch, SC 29916 (800) 648-7916
Repo "The Replaceable Post"	Western Highway Products 10680 Fern Avenue Stanton, CA 90680 (800) 854-3360

The Contractor shall provide the Engineer with a Certificate of Compliance in accordance with the provisions of Section 2-5.3.3 "Submittals". Said certificate shall certify that the permanent reflective channelizers comply with the plans and specifications and conform to the prequalified design and material requirements approved by the engineer and were manufactured in accordance with the approved quality control program.



**SUPPLEMENTAL PROVISIONS
TO
STANDARD SPECIFICATIONS FOR PUBLIC WORKS
CONSTRUCTION
PART 3, CONSTRUCTION METHODS**

SECTION 300 – EARTHWORK

300-1 CLEARING AND GRUBBING.

300-1.1 General. Add the following paragraphs to this subsection:

During surface clearing operations, the Contractor shall not cover or bury any plant growth or other objectionable materials on public or private property. If the Contractor cannot successfully separate the plant growth from the surface soil and advertently or inadvertently mixes organic or other objectionable materials with the soil, the soil so contaminated shall be removed from the site by the Contractor.

300-2 UNCLASSIFIED EXCAVATION.

300-2.1 General. Add the following: Unclassified excavation shall include removal and stockpile of suitable material, recompaction, mixing, grading for mitigation work, trenching and backfilling of storm drains, sewers, other utilities, disposal of unsuitable materials not included in the bid item for clearing and grubbing, all cut and fill including removal and recompaction of soil salvaging clean excavated material and filling areas to the required grades and cross section. Unclassified excavation shall be utilized onsite to make all fills shown on the plans. Unclassified excavation shall also include scarification and moisture adjustment and compaction of the top 300 mm (1') of the subgrade in the roadway prism in cut areas to 95 percent relative compaction, wetland mitigation grading and attendant work, export of remaining excess material to a disposal site or spoil area acquired by the Contractor and pumping and disposal of storm and ground water.

300-2.2.1 General. Add the following to the first paragraph: Such direction may include, but is not limited to, directing the Contractor to blend, adjust moisture content of, rework, and place unsuitable soils at specific locations or elevations on the site.

Add the following: Alluvial and colluvial removal and recompaction shall consist of excavating, blending and recompacting loose soils in areas that are designated to receive fills. The existing loose soils shall be removed by the Contractor until a firm unyielding surface is exposed or to a depth determined by the Engineer. If the excavated material contains 4%, or more, water than the optimum moisture content the Contractor shall blend the wet soil with soils having a lower moisture content and/or spread the excavated material in a manner that enables the material to dry to optimum moisture content. The cost of spreading and/or drying shall be included in the contract unit price for removal and recompaction. The excavated material shall be placed and compacted in accordance with section 300-4 of the specifications except that section 300-4.9, Measurement and Payment, shall not apply.

300-2.9 Payment. Substitute the following: Payment for unclassified excavation shall be incidental to the bid item unit price requiring excavation to depth specified on the plan and/or standard drawing and no additional compensation will be allowed therefor.



Add the following section:

300-2.10 Grading Tolerance. The Contractor shall finish excavated areas other than slopes and subgrade below structures, within the roadway and sidewalk areas within 30 mm (0.1') of the grades shown on the plans. Subgrade tolerances shall conform to the requirements of section 301-1.4.

Add the following section:

300-12 STORM WATER POLLUTION PREVENTION PLAN

300-12.1 Storm Water Pollution Prevention Plan. As part of the storm water pollution prevention work, the Contractor shall prepare and submit Storm Water Pollution Prevention Plan, hereafter referred to as the "SWPPP,". The SWPPP shall conform to the requirements of the 2016 City of Carlsbad Engineering Standards Volume 4 "*SWPPP Manual*", "Greenbook" Standard Specifications for Public Works Construction, the requirements in the California Storm Water Quality Association, Stormwater Best Management Practice Handbook, Construction ("Handbook"), the requirements of the Permit, the requirements in the plans and these supplemental provisions.

300-12.2 SWPPP Document. Within 15 calendar days after the execution of the contract, the Contractor shall submit 3 copies of the SWPPP to the Engineer, in accordance with Section 2-5.3 of these Special Provisions. If revisions are required, as determined by the Engineer, the Contractor shall revise and resubmit the SWPPP within 15 days of receipt of the Engineer's comments and shall allow 5 days for the Engineer to review the revisions. Upon the Engineer's acceptance of the SWPPP, 3 additional copies of the SWPPP, incorporating the required changes, shall be submitted to the Engineer. In order to allow construction activities to proceed, the Engineer may conditionally approve the SWPPP while minor revisions are being completed.

The objectives of the SWPPP shall be to identify pollution sources that may adversely affect the quality of storm water discharges associated with the project and to identify, construct, implement and maintain storm water pollution prevention measures, hereafter referred to as control measures, to reduce to the extent feasible pollutants in storm water discharges from the construction site both during and after construction is completed under this contract.

The SWPPP shall incorporate control measures in the following categories:

1. Soil stabilization practices;
2. Sediment control practices;
3. Wind erosion control practices;
4. Non-storm water management and waste management and disposal control practices.
5. Daily street sweeping

Specific objectives and minimum requirements for each category of control measures are contained in the Handbook.

The Contractor shall designate a Water Pollution Control Manager who will have the responsibilities outlined in the SWPPP.

The SWPPP shall include, but not be limited to, the following items as described in the SWPPP:

1. Source Identification;



2. Erosion and Sediment Controls;
3. Non-Storm Water Management;
4. Waste Management and Disposal;
5. Maintenance, Inspection and Repair;
6. Training;
7. List of Contractors and Subcontractors;
8. Post-Construction Storm Water Management;
9. Preparer;
10. Copy of the local permit;
11. BMP Consideration Checklist;
12. SWPPP Checklist;
13. Schedule of Values; and
14. Storm Water Pollution Prevention Drawings.

The Contractor shall amend the SWPPP, graphically and in narrative form, whenever there is a change in construction activities or operations which may affect the discharge of significant quantities of pollutants to surface waters, ground waters, municipal storm drain systems, or when deemed necessary by the Engineer. The SWPPP shall also be amended if it is in violation of any condition of the Permit or has not effectively achieved the objective of reducing pollutants in storm water discharges. Amendments shall show additional control measures or revised operations, including those in areas not shown in the initially accepted SWPPP, which are required on the project to control water pollution effectively. Amendments to the SWPPP shall be submitted for review and acceptance by the Engineer in the same manner specified for the initially accepted SWPPP. Accepted amendments shall be dated and logged in the SWPPP. Upon acceptance of the amendment, the Contractor shall implement the additional control measures or revised operations.

The Contractor shall keep a copy of the accepted SWPPP and accepted amendments at the project site. The SWPPP shall be made available upon request of a representative of the Regional Water Quality Control Board, State Water Resources Control Board, U.S. Environmental Protection Agency or local storm water management agency. Requests by the public shall be directed to the Engineer.

300-12.3 SWPPP Implementation. Upon acceptance of the SWPPP, the Contractor shall be responsible throughout the duration of the project for installing, constructing, inspecting and maintaining the control measures included in the SWPPP and any amendments thereto and for removing and disposing of temporary control measures. Unless otherwise directed by the Engineer or specified in these supplemental provisions, the Contractor's responsibility for SWPPP implementation shall continue throughout any temporary suspension of work ordered in accordance with Section 6-3, "Suspension of Work". Requirements for installation, construction, inspection, maintenance, removal and disposal of control measures are specified in the "Handbook" and these supplemental provisions.

Soil stabilization practices and sediment control measures, including minimum requirements, shall be provided throughout the winter season, defined as between October 1 and April 30.

Implementation of soil stabilization practices and sediment control measures for soil-disturbed areas of the project site shall be completed, except as provided for below, no later than 20 days prior to the beginning of the winter season or upon start of applicable construction activities for projects which begin either during or within 20 days of the winter season.



The Contractor shall implement, year-round and throughout the duration of the project, control measures included in the SWPPP for sediment tracking, wind erosion, non-storm water management and waste management and disposal.

The Engineer may order the suspension of construction operations, at the Contractor's cost, which create water pollution if the Contractor fails to conform to the requirements of this section as determined by the Engineer.

300-12.4 Maintenance. To ensure the proper implementation and functioning of control measures, the Contractor shall regularly inspect and maintain the construction site for the control measures identified in the SWPPP, as described in Section 7-8. The Contractor shall identify corrective actions and time frames to address any damaged measures or reinitiate any measures that have been discontinued.

The construction site inspection checklist provided in the "Handbook" shall be used to ensure that the necessary measures are being properly implemented, and to ensure that the control measures are functioning adequately. The Contractor shall submit one copy of each site inspection record to the Engineer, within two days of the inspection.

During the winter season, inspections of the construction site shall be conducted by the Contractor to identify deficient measures, as follows:

1. When the five-day rain probability forecast exceeds forty percent (40%).
2. After any precipitation which causes runoff capable of carrying sediment from the construction site;
3. At 24-hour intervals during extended precipitation events; and
4. Routinely, at a minimum of once every week.

If the Contractor or the Engineer identifies a deficiency in the deployment or functioning of an identified control measure, the deficiency shall be corrected by the Contractor immediately, or by a later date and time if requested by the Contractor and accepted by the Engineer in writing, but not later than the onset of subsequent precipitation events. The correction of deficiencies shall be at no additional cost to the City.

300-12.5 Payment. The contract lump sum price paid for the SWPPP work shall include full compensation for the design, submittal, obtaining approval, and amending the Tier 2 SWPPP and for furnishing all labor, materials, tools, equipment, and incidentals to install, implement, maintain and remove construction BMPs per the approved SWPPP. The most recent Tier 2 construction SWPPP Template is available on the City Website and an example is included in Appendix C.

SECTION 301 - SUBGRADE PREPARATION, TREATED MATERIALS AND PLACEMENT OF BASE MATERIALS

301-1 SUBGRADE PREPARATION.

301-1.2 Preparation of Subgrade. Modify the second and third paragraphs as follows: Change each instance reading "150mm (6 inches)" to "300 mm (12)".



301-1.3 Relative Compaction. Delete the first paragraph and substitute the following: The Contractor shall compact the upper 300 mm (12") of subgrade beneath areas to be paved, have base or subbase material placed on them (including pipelines), or curb, gutter, curb and gutter, alley pavement, driveway, sidewalk constructed over them, to no less than 95 percent maximum dry density as determined by ASTM test D-1557-12.

301-1.7 Payment. Modify the first paragraph as follows: Payment for subgrade preparation shall be incidental to the contract bid price for which the subgrade is prepared and shall include all labor, materials; including water, operations and equipment to scarify, adjust moisture, compact or recompact the subgrade, both in cut areas and in fill areas, and no further compensation will be allowed.

SECTION 302 - ROADWAY SURFACING

302-5 ASPHALT CONCRETE PAVEMENT.

Add the following section:

302-5.2 Pavement Transitions. The Contractor shall ramp the approaches and termini to all structures and vertical joints in the cold-milled area which are transverse to through traffic with temporary asphalt concrete pavement as specified in Section 306-13.1. Ramps shall be constructed the same day as cold milling and removed the same day as permanent paving. Ramp dimensions and compaction shall be as approved by the Engineer.

302-5.4 Tack Coat. Add the following: If the asphalt concrete pavement is being constructed directly upon an existing hard-surfaced pavement, a tack coat of PG 64-10 paving asphalt at a rate of 0.05 gallon per square yard or SS-1h emulsion at a rate between 0.05 and 0.10 gal/SY shall be uniformly applied upon the existing pavement preceding the placement of the asphalt concrete.

The contact surfaces of all cold pavement joints, curbs, gutters, manholes, and the like shall be painted with PG 64-10 paving asphalt, or SS-1h emulsion, immediately before the adjoining asphalt concrete is placed.

The Contractor shall place a tack coat between the successive interfaces of existing pavement and new asphalt concrete.

302-5.5 Distribution and Spreading. Modify as follows: After second sentence of sixth paragraph, add: The Contractor shall provide the self-propelled spreading and finishing machine used to construct the asphalt concrete surface course with an automatic screed control. The automatic screed control shall be 5.5 m (18') minimum length. The paving machine shall be operated by an operator and two full-time screed men during all paving. The Contractor shall provide an on-site backup paving during all paving operations. No conveyor belt systems will be allowed for moving the AC. No AC windrows will be allowed. Only a surge volume/remix material transfer vehicle (MTV) is allowed to receive the AC from the haul trucks and then place it in the self-propelled spreading and finishing machine. If the Engineer determines the use of the MTV is not practical for a portion of the project, the Engineer may waive its requirement for that portion.

302-5.6.1 General. Modify as follows: Second paragraph, Part (2), add: Pinched joint rolling procedures shall be required, and vibratory rollers shall be limited to breakdown, unless otherwise directed by the Engineer.



Modify as follows: After last paragraph, add: Unless directed otherwise by the Engineer, the initial breakdown rolling shall be followed by a pneumatic-tired roller as described in this section.

302-5.9 Measurement and Payment. Replace the first sentence with the following: Payment for full depth roadway restoration shall be made at the unit price bid per the bid schedule.

Add the following section:

302-15 SCHEDULING, PUBLIC CONVENIENCE AND TRAFFIC CONTROL.

Add the following: The Contractor shall schedule the work so as to prevent damage by all traffic. The Contractor shall not schedule work so as to conflict with trash pickup. The trash hauling schedule can be obtained by calling Coast Waste Management at (760) 929-9400. The Contractor shall accommodate mail delivery to residences and businesses during the work.

At least two weeks prior to work, Contractor shall send, by first class mail, notification letters to all property addresses on which resurfacing shall occur. Obtaining the appropriate addresses shall be the contractor's responsibility. A sample letter shall be provided by the city and the Contractor shall use the city's sample letter with appropriate street names, dates, times, and phone numbers specific to the work inserted in the letter.

During resurfacing operations, the Contractor's schedule shall be designed to provide residents and business owners sufficient paved parking within a 900 foot distance from their homes or businesses.

Seventy-two hours prior to the start of any construction in the public right-of-way that affects vehicular traffic and/or parking or pedestrian routes, the Contract shall give written notification of the impending disruption. For a full street closure, all residences and/or businesses on the affected street or alley shall be notified. For partial street closures, or curb, sidewalk and driveway repairs, the residences and/or businesses directly affected by the work shall be notified.

The Contractor shall deliver the 72-hour advance notification door hangar which shall state the date and time the work will begin and its anticipated duration. The notification shall list two telephone numbers that may be called to obtain additional information. One number shall be the Contractor's permanent office or field office and the other number shall be a 24-hour number answered by a representative of the Contractor who is knowledgeable about the project. At least one of the phone numbers shall be in the 760 area code. An answering machine shall not be connected to either number. The notification shall also give a brief description of the work and simple instructions to the home or business owner on what they need to do to facilitate the construction. The Contractor shall use the sample door hangar provided by the city and submit door hangars to the Inspector for approval. Notices shall not be distributed until approved by the Inspector.

The notification shall be pre-cut in a manner that enables it to be affixed to a doorknob without adhesives. It shall be a minimum size of 4 inches by 8-1/2 inches and shall be brightly colored with contrasting printing. The material shall be equivalent in strength and durability to 65 lb card stock. The printing on the notice shall be no smaller than 12 point. The door hangars shall show the street name, date, time, phone numbers, and appropriate information specific to the work inserted.



The preparation, materials, printing and distribution of the notifications shall be included in the contract price bid for "Public Notification of Work" and the Contractor will not be entitled to any additional compensation for work outlined in this section.

SECTION 303 CONCRETE AND MASONRY CONSTRUCTION.

303-1 CONCRETE STRUCTURES

303-1.2 Subgrade for Concrete Structures. Add the following: If groundwater is encountered, Contractor shall work a minimum 2' deep of $\frac{3}{4}$ " gravel into soil to provide an adequate base for construction of concrete structure.

303-1.11 Measurement. Delete the subsection in its entirety and replace with the following: Concrete structures will be measured for payment by each structure installed as specified in the bid schedule and in accordance to the plan and any referenced standard drawings.

303-1.12 Payment. Delete the subsection in its entirety and replace with the following: Payment for concrete structures will be made as set forth in the Bid Schedule. Payment shall include compensation for furnishing all labor, materials, tools, and equipment necessary to construct the concrete structures complete in place. Items shall include submittal of PCC mix design for approval, structure excavation, subgrade and base preparation, furnishing PCC and casting-in-place, steel reinforcement, forms, covers, rims, grates, frames, collars, cone and draft sections, bases, steps, clean up; and for all other work necessary to install the concrete structure, complete in place, and no additional compensation will be allowed therefor.

303-2 AIR-PLACED CONCRETE.

303-2.1.1 General. add the following: Modify Regional Standard Drawing D-75 as follows: replace stucco netting with 150mm x 150mm (6" x 6") by No. 10 by No. 10 welded wire mesh.

303-5 CONCRETE CURBS, WALKS, GUTTERS, CROSS GUTTERS, ALLEY INTERSECTIONS, ACCESS RAMPS, AND DRIVEWAYS.

303-5.1.4 Curbs. Add the following new subsection: PCC Curb and Gutter shall be formed along the gutter lip using specified form material. For projects where curb and gutter is being constructed adjacent to existing pavement, unless otherwise specified or shown on the plans, a section of pavement twelve inches (12") wide, measured from the lip of the gutter, shall be removed to allow for the gutter lip to be formed. The twelve inch (12") slot shall be paved after the curb and gutter is fully cured, to avoid damage from paving operations.

The Contractor shall exercise great care to construct curbs conforming strictly to ADA standards at locations where curb ramps will be constructed. The curb face shall be depressed to a flush surface with no lip at the flowline. The slope of the asphalt leading up to the curb ramp shall not exceed five percent (5.00%) for a distance of four feet (4') with a maximum two percent (2.00%) cross slope per SDRSD No. G-32A.

303-5.1.5 Walks. Add the following new subsection: Sidewalks shall be constructed in strict conformance with ADA standards. The cross slope on sidewalks shall in no case exceed two percent (2.00%). The clear width of sidewalk shall not be less than forty-eight inches (48"), measured from



the back of curb. Construction tolerances shall not be a reason to exceed the minimum or maximum standards of the ADA. The width of the top of the curb cannot be counted as part of the sidewalk clearance.

If a monolithic retaining curb at the back of curb ramp or sidewalk with a maximum height of six inches (6") is required to minimize erosion or match existing improvements or earth, the Contractor shall construct those retaining curbs at the back of the curb ramp or sidewalk to the limits determined by the Engineer. Retaining curbs shall not reduce the sidewalk clear width below the minimum of forty-eight inches (48"). Expansion joints are required only at beginning and ending of curb returns and at all new and existing concrete connection.

303-5.1.6 Curb Ramp. Add the following new subsection: PCC Curb Ramp shall be constructed in strict conformance with ADA standards. The ADA standards are shown in the latest edition of the San Diego Regional Standard Drawings (SDRSD). For the construction of curb ramps, the Contractor shall refer to, and comply with, all of the requirements for curb ramps shown in the most recent version of the SDRSD Nos. **G-27** through **G-32B** ("**CURB RAMP**") and Caltrans Standard Plan **A88A** and **A88B** (inclusive).

The Contractor shall modify, adjust or relocate any adjacent improvements so the curb ramp can be constructed to ADA Standards. Before the placement of any concrete curb or curb ramp, the Contractor shall notify the Engineer if it appears that the specified maximum slopes will be exceeded due to existing conditions, to allow the Engineer the opportunity to provide direction. If the Engineer determines that a **TYPE C CURB RAMP** (per SDRSD No. **G-29**) must be constructed instead of a **TYPE A** or **TYPE B CURB RAMP** (per SDRSD No. **G-27 & G-28**), to fit existing conditions or minimize impacts to private property, the Contractor shall construct the alternate type of ramp. The Engineer shall pay the bid price for the specified ramp if there is no bid price for the alternate ramp.

The Contractor shall include in the unit price for Curb Ramps all related costs not covered by other bid items.

303-5.2 Forms.

303-5.2.2 Slip-Forms. Add the following sentence to the end of the first paragraph: Contractor shall give Engineer the opportunity to confirm the slip-form shoe is set at the correct batter for the concrete curb and gutter.

303-5.5 Finishing.

303-5.5.2 Curb. Add the following: The Contractor shall stamp the curb face with 75 mm (3") high block letters directly above the point that it is crossed by underground facilities with the marking specified in Table 303-5.5.2(A)

**TABLE 303-5.5.2(A)
Curb Face Markings**

Type of underground facilities	Marking
Water Service Lateral	W
Sewer Service Lateral	S
Irrigation Water Lateral or Sleeve	RW



303-5.5.4 Gutter. Add the following before the first sentence of the first paragraph: Cross gutters and spandrels shall be constructed in accordance with the Plans. Prior to acceptance of the valley gutter constructed by the Contractor, a flow test shall be conducted by the Contractor in the presence of the Engineer. Any new work found to be defective shall be repaired or replaced by the Contractor in accordance with Subsection 303-5.7 (“Repairs and Replacements.”).

303-5.7 Repairs and Replacements. Revise this subsection to read as follows: Any new work found to be defective or damaged, cracked, chipped, discolored, improperly finished, heaved, vandalized, or for any other reason does not conform to the specifications, prior to its acceptance, shall be replaced by the Contractor, at the Contractor’s expense, as approved by the Engineer.

The Contractor shall exercise great care in the construction of curb ramps to ensure compliance with the ADA standards. Any curb ramps that do not satisfy the ADA requirements in any aspect, including exceeding the minimum or maximum values by ANY amount, shall be removed and replaced by the Contractor at his expense. Construction tolerances shall not be a reason to exceed the minimum or maximum standards of the ADA.

303-5.9 Measurement and Payment. Add the following: Curb and gutter, and curb, shall be considered as continuing across driveways, access ramps and drainage inlets when constructed adjacent thereto. Neither curb and gutter nor curb will be paid for across the length of local depressions, except that which occurs in gutter transitions at each side of an inlet.

303-6 STAMPED CONCRETE.

303-6.1 General. Add the following: Concrete shall be 560-C-3250 with 6”x6” – 10 guage wire mesh throughout.

Add the following:

303-6.5 Concrete Finishing Products.

303-6.5.1 Water Base Penetrating Sealer for Integral Colored Concrete. (Scofield Colorcure Concrete Sealer or approved equal)

Water base penetrating sealer shall be a sealer designed for the protection of imprinted and natural concrete.

Water base penetrating sealer shall be a sealer designed for the protection of imprinted, colored and natural concrete, and other masonry surfaces to preserve the natural appearance of the masonry without darkening or adding gloss to the surface. It shall preserve the natural slip resistance of the concrete, etc. Sealer shall repel spills and soils, minimizing staining and maintenance.

Seal shall leave no visible material on the surface and shall be absorbed and locked into the pores of the masonry, repelling liquids and soils but leaving the top surface natural in appearance. Install per manufacturer’s directions. Seal shall be compatible with the surfaces and materials which it is applied. Concrete sealer shall conform to the following specifications:

Color:	Clear, non-yellowing
Odor:	Mild
Flash Point:	None (C.O.C. method)
Specific Gravity:	1.03
Density:	8.6 pounds per gallon



Drying Time: 30 minutes to 60 minutes
Cure Time: 24 to 48 hours
VOC Content: None (0 g/l) excluding water
Polymer Type: Proprietary Reactive Resin System

Coverages (approximate)

Smooth Concrete: 300 to 400 square feet per gallon

Rough Concrete: 200 to 300 square feet per gallon

Note: Coverages vary depending on porosity and condition of surface and method of application.

Method of: Airless sprayer.

Application

Manufacturer: Scofield Chromix Admixtures for color-conditioned concrete, or approved equal

L.M. Scofield Company
6533 Bandini Boulevard
Los Angeles, CA 90040
1-800-800-9900

All materials shall be furnished, prepared, applied, cured, and stored according to the product manufacturer's direction.

Add the following:

303-6.7 Measurement and Payment. Payment for colored, stamped concrete paving shall be paid in accordance to the contract unit price. Said payment shall include compensation for survey, sawcut, excavation, disposal of material, grading, backfill, compaction, base material, forming, mesh, reinforcing steel, concrete, integral color, texture sealers, transitions, joints, and other material necessary to construct the specific paving.

303-7 COLORED CONCRETE

303-7.1 General. Add the following: Integral color shall consist of colored admixtures developed for use in ready mixed concrete. The product shall be made of the highest quality pigments, as well as other ingredients designed to enhance the color and improve the pigment dispersion, workability and finishing performance of the concrete. Integral color pigments shall meet or exceed ASTM-C-979. The coloring method shall be designed for concrete flatwork applications (salt finished, broom finishes, rotary finishes), as well as vertical surfaces, and other types of architectural concrete. Pigment shall be a permanent coloration, uniform throughout the concrete surface and interior, and shall be highly UV and fade resistant.

Integral colored concrete shall be cured with QC Color Cure color matched to the concrete (see product information bulletin). Provide sample panel submittals of all colors to be used in the installation on identical surfaces for approval by the Engineer. Contractor shall provide a maintenance schedule for integral colored concrete.

Admixture for all integral colored concrete paving in medians and other integral colored concrete shall be the following:

Color: Refer to 2016 City of Carlsbad Landscape manual for median coloring.



Curing: Scofield Colorcure Concrete Sealer (or approved equal). See Section 201 of these Supplemental Provisions for Concrete Curing Materials.

Manufacturer: Scofield Chromix Admixtures for color-conditioned concrete, or approved equal
L.M. Scofield Company
6533 Bandini Boulevard
Los Angeles, CA 90040
1-800-800-9900

Admixture products and procedures for installation shall be in strict accordance with the manufacturer's specifications and recommendations, and those published by the American Concrete Institute (ACI) and the Portland Cement Association (PCA).

SECTION 306 – OPEN TRENCH CONDUIT CONSTRUCTION

306-3 TRENCH EXCAVATION.

Add the following:

306-3.1 General. When the actual elevation or position of any existing pipe, conduit, or other underground appurtenances cannot be determined without excavation, the Contractor shall excavate and expose the existing improvement at the location shown on the Plans and any other locations deemed necessary by the Engineer. Such excavation shall be considered as part of the excavation necessary for the work. The Engineer shall be given the opportunity to inspect the existing improvements when it is exposed. Any adjustments in line or grade which may be necessary to accomplish the intent of the plans shall be made at no additional costs.

Add the following:

306-3.2 Removal of Surface Improvements.

Bituminous pavement, concrete pavement, curbs, sidewalks, or driveways removed in connection with construction shall be removed in accordance with Subsection 401-2 of the Standard Specifications and these Special Provisions and reconstructed in accordance with Section 404 of the Standard Specification and these Special Provisions.

Add the following:

306-3.5 Maximum Length of Open Trench. The first sentence for the first paragraph is hereby deleted and replaced with the following:

Except by permission of the Engineer, the maximum length of open trench where prefabricated pipe is used shall be the distance necessary to accommodate the amount of pipe installed in a single day.

Add the following section:

306-3.7 Steel Plate Bridging - With a Non-Skid Surface. This section covers the use of steel plate bridging. The Contractor shall not employ the use or use steel plate bridging or trench plate that does not meet the requirements of this section both in application and circumstance of use.

Add the following section:

306-3.7.1 Requirements for Use. Alternate construction methods that avoid the use of steel plate bridging shall be used by the Contractor unless otherwise approved by the Engineer. It is recognized that to accommodate excavation work, steel plate bridging may be necessary. All conditions



for use of steel plate bridging set forth in the following requirements must be fulfilled as conditions of approval of the use of steel plate bridging. Consideration of steel plate bridging in the review process will take into account the following factors:

1. Traffic volume and composition.
2. Duration of use of the steel plate bridging.
3. Size of the proposed excavation.
4. Weather conditions.

The following formula shall be used to score the permitted use of steel plate bridging:

$$PS = \left[\frac{ADT + EWL}{1000} + DAYS + 10 \times WEEKEND + 5 \times NIGHTS + 20 \times WEATHER + \frac{SPEED (kmh)}{8} + SLOPE \times 100 \right] \times LANES$$

$$PS = \left[\frac{ADT + EWL}{1000} + DAYS + 10 \times WEEKEND + 5 \times NIGHTS + 20 \times WEATHER + \frac{SPEED (mph)}{5} + SLOPE \times 100 \right] \times LANES$$

where:

- PS = plate score.
- ADT = average daily traffic as defined in the Federal Highway Administration (FHWA) Manual on Uniform Traffic Control Devices (MUTCD) 2009 Edition as amended by Supplements 1 and 2.
- EWL = equivalent wheel loads as defined in the Federal Highway Administration (FHWA) Manual on Uniform Traffic Control Devices (MUTCD) 2009 Edition as amended by Supplements 1 and 2.
- DAYS = total number of 24-hour periods during which the plates will be utilized at the site being considered.
- WEEKEND = total number of Saturdays, Sundays and holidays that the plates will be utilized at the site being considered.
- NIGHTS = total number of overnight periods that the plates will be in place, exclusive of Saturday, Sunday and holiday nights.
- WEATHER = total number of 24-hour periods that the plates will be utilized at the site being considered when the possibility of rain exceeds 40 percent.
- SPEED = the design speed in kilometers per hour or miles per hour, as applicable in the formulae above, of the street where the plates are to be installed. This number shall not be reduced for construction zone speed reductions.
- SLOPE = the quotient of the vertical differential divided by the horizontal distance. The vertical and horizontal dimensions shall be measured at the locations spanning a distance of 15 m (50') up and downstream of the position of the proposed steel plate bridging.
- LANES = the number of lanes where plates will be used.

When the computed value of the plate score exceeds 50, steel plate bridging shall not be used unless, and at the sole discretion of the Engineer, the Engineer determines that no alternative method of construction is possible in lieu of using steel plate bridging or that other overriding considerations make the use of steel plate bridging acceptable. Alternatives considered to bridging shall include, but not be limited to, detouring traffic, construction detour routes, tunneling, boring and other methods of trenchless construction. Unless specifically noted in the provisions of the Engineer's approval, the use of steel plate bridging at each location so approved shall not exceed four (4) consecutive working days in any given week.



Add the following section:

306-3.7.2 Additional Requirements. In all cases when the depth of the trench exceeds the width of the steel plate bridging resting on each side of the pavement adjacent to the trench, safety regulations require or the Engineer determines that shoring is necessary to protect the health or safety of workers or the public the Contractor shall install shoring conforming to Section 7-10.4.1 of the Standard Specifications. The trench shoring shall be designed and installed to support the steel plate bridging and traffic loads. All approvals for design, substitution of materials or methods shall be submitted by the Contractor in accordance with all provisions of section 2-5.3 Shop Drawings and Submittals. The Contractor shall backfill and resurface excavations in accordance with section 306-1.5.

Add the following section:

306-3.7.3 Installation. When backfilling operations of an excavation in the traveled way, whether transverse or longitudinal cannot be properly completed within a work day, steel plate bridging with a non-skid surface and shoring may be required to preserve unobstructed traffic flow. In such cases, the following conditions shall apply:

- a) Steel plate bridging when the plate score exceeds 50 is not allowed except when, at the sole discretion of the Engineer, it is approved as specified hereinbefore.
- b) Steel plates used for bridging must extend a minimum of 610 mm (2') beyond the edges of the trench.
- c) Steel plate bridging shall be installed to operate with minimum noise.

When the use of steel plate bridging and shoring is approved by the Engineer, the Contractor shall install per the following:

The pavement shall be cold planed to a depth equal to the thickness of the plate and to a width and length equal to the dimensions of the plate. The cold milling shall produce a flat surface that the plate shall rest on with no horizontal or vertical movement. Horizontal gaps between the unmilled pavement and the plate shall not exceed 25 mm (1") and shall be filled with elastomeric sealant material which may, at the contractor's option, be mixed with no more than 50%, by volume, of Type I aggregate conforming to the requirements of tables 203-5.2(B) and 203-5.3(A).

Add the following section:

306-3.7.4 Materials. The minimal thickness of steel plate bridging shall be as shown in Table 306-3.7.4 (A)

**TABLE 306-3.7.4(A)
REQUIRED PLATE THICKNESS FOR A GIVEN TRENCH WIDTH**

Maximum Trench Width ⁽¹⁾	Minimum Plate Thickness
0.3 m (10")	13 mm (1/2")
0.6 m (23")	19 mm (3/4")
0.8 m (31")	22 mm (7/8")
1.0 m (41")	25 mm (1")
1.6 m (63")	32 mm (1 1/4")

(1) For spans greater than 1.6 m (5'), a structural design shall be prepared by a registered civil engineer and submitted to the Engineer for review and approval in accordance with section 2-5.3.

Steel plate bridging shall be steel plate designed to support the HS20-44 truck loading per CALTRANS Bridge Design Specifications Manual. The Contractor shall maintain a non-skid surface on the steel plate with no less than a coefficient of friction of 0.35 as determined by California Test Method 342. If a different test method is used, the Contractor may utilize standard test plates



with known coefficients of friction available from the CALTRANS District 11 Materials Engineer to correlate skid resistance results to California Test Method 342. In addition to all other required construction signing, the Contractor shall install Rough Road (W33) sign with black lettering on an orange background in advance of steel plate bridging.

Add the following section:

306-3.7.5 Measurement and Payment. Steel plate bridge materials including, but not limited to: steel plates, anchoring devices, cold milling, elastomeric sealant material, asphalt ramping and padding, signage, placing, installation, removal, relocation, preparation and processing of shop drawings and submittals to support the use of steel plate bridging and all other materials, labor, supervision, overhead of any type or description will be paid for as an incidental to the work that the bridging is installed to facilitate. No separate payment for steel plate bridging will be made. No extension to contract time will be allowed for, or because of, the use of steel plate bridging.

306-7 PREFABRICATED GRAVITY PIPE.

306-7.3.2.3 Gasket-Type Joints. Add the following: The Contractor shall provide Rubber Gasket-type joints for all reinforced concrete pipe (watertight joints).

306-12 BACKFILL.

306-12.1 General. Add the following: The Contractor shall install detectable underground utility marking tape 230 mm x75 mm (9" x 3") above each or, in the case of bundled underground conduit of the same type, the upper underground conduit being installed by the open trench method. The type and color of detectable underground utility marking tape shall conform to the requirements of Section 207-26 of the Supplemental Specifications.

306-12.3.2 Compaction Requirements. Delete Section 306-12.3.2 and replace with the following: The Contractor shall densify trench backfill to a minimum of 90 percent relative compaction except that in the top 915 mm (36") of the street right-of-way, compaction shall be 95 percent.

306-13 TRENCH RESURFACING.

306-13.1 Temporary Resurfacing. Add the following: Temporary bituminous resurfacing materials which are placed by the Contractor are for its convenience and shall be at no cost to the Agency. Temporary bituminous resurfacing materials shall be used in lieu of permanent resurfacing only when approved by the Engineer. When temporary bituminous resurfacing materials are used in lieu of permanent resurfacing it shall be removed and replaced with permanent resurfacing within 7 days of placement. No additional payment will be made for temporary bituminous resurfacing materials. The price bid for the associated conduit or structure shall include full compensation for furnishing, placing, maintaining, removing, and disposing of such temporary resurfacing materials.

306-13.2 Permanent Resurfacing. Add the following: Except as provided in section 306-13.1, "Temporary Resurfacing," the Contractor shall perform permanent trench resurfacing within 24 hours after the completion of backfill and densification of backfill and aggregate base materials.



306-15 PAYMENT.

306-15.1 Basis of Payment for Open Trench Installation. This section is hereby deleted and replaced with the following:

The price per linear foot for storm drain in place shall be considered full compensation for furnishing pipe, sawcut, removal and disposal of existing PCC and AC pavement, trench excavation, over excavation of trench as required, removal of spoils, preparation of subgrade and base material, installation of pipe, gasket joints, pipe bedding and backfill per City Standard S-5, compaction, pipe detection tape, trench plates, bedding and protection for crossing utilities, preparation of road aggregate base material and all other work necessary to install storm drain pipe, complete and in place and no additional compensation shall be allowed therefor.

SECTION 314- TRAFFIC STRIPING, CURB AND PAVEMENT MARKINGS, AND PAVEMENT MARKERS

314-4 APPLICATION OF TRAFFIC STRIPING AND CURB AND PAVEMENT MARKINGS.

314-4.3.1 General. Add the following: The Contractor shall furnish all equipment, materials, labor, and supervision necessary for painting traffic lanes, directional arrows, guidelines, curbs, parking lines, crosswalks, and other designated markings in accordance with the Striping Plans, or for approved temporary traffic control essential for safe control of traffic through and around the construction site. The Contractor shall remove by wet grinding all existing or temporary traffic markings and lines that may confuse the public. When temporary detour striping or markings are no longer required, they shall be removed prior to painting the new traffic stripes or markings.

314-4.3.4.1 General. Add the following: The Contractor shall provide a wet grinding machine with sufficient capacity to completely remove all existing or temporary traffic striping or markings that conflict with the striping plan, or are contrary to the Traffic Manual, or that may be confusing to the public. The surface produced by grinding the existing or temporary traffic striping or markings on pavement shall not exceed variations from a uniform plane more than 3 mm ($\frac{1}{8}$ ") in 3 m (10') when measured parallel to the centerline of the street or more than 6 mm ($\frac{1}{4}$ ") in 3 m (10') when measured perpendicular to the centerline of the street. The use of any equipment that leaves ridges, indentations or other objectionable marks in the pavement shall be discontinued, and equipment capable of providing acceptable surface shall be furnished by the Contractor. This equipment shall meet all requirements of the air pollution control district having jurisdiction.

Add the following section:

314-4.3.5.1 Preparation of Existing Surfaces. The Contractor shall remove all existing markings and striping, either permanent or temporary, which are to be abandoned, obliterated or that conflict with the plans by wet grinding methods. Removal of striping by high velocity water jet may be permitted when there is neither potential of the water and detritus from the high velocity water jetting to damage vehicles or private property nor to flow from the street into any storm drain or water course and when approved by the Engineer. The Contractor shall vacuum all water and detritus resulting from high velocity water jet striping removal from the pavement immediately after the water jetting and shall not allow such materials to flow in the gutter, enter the storm drain system or to leave the pavement surface. Surface variation limitations for high velocity water jet striping removal shall be the same as for grinding. The Contractor shall not use dry or wet sand-blasting in any areas. Alternate methods of paint removal require prior approval of the Engineer.



Obliteration of traffic striping with black paint, light emulsion oil or any other masking method other than a minimum 30mm (0.10') thick asphalt concrete overlay is not permitted.

Add the following section:

314-4.3.5.2 Layout, Alignment, and Spotting. The Contractor shall establish the necessary control points for all required pavement striping and markings by surveying methods. No layout of traffic striping shall be performed by the Contractor before establishment of the necessary control points. The Contractor shall establish all traffic striping between these points by string line or other method to provide striping that will vary less than 80mm per 100m (1/2 inch in 50 feet) from the specified alignment. The Contractor shall obliterate, straight stripes deviating more than 80mm per 100mm (1/2 inch in 50 feet) by wet grinding, and then correcting the markings. The Contractor shall lay out (cat track) immediately behind installation of surface course asphalt and as the work progresses.

Add the following section:

314-4.3.5.3 Application of Paint. The Contractor shall apply the first coat of paint immediately upon approval of striping layout by the Engineer and within the same working day of pavement resurfacing. After fourteen (14) calendar days, a second coat of paint shall be applied to all final, approved striping. The Contractor shall paint the ends of each median nose yellow. If required by the approved traffic control plans, the Contractor shall apply temporary traffic stripes in one coat. Temporary traffic stripes shall be maintained by the Contractor so that the stripes are clearly visible both day and night.

314-4.3.6 Payment. Delete this Section and add the following: The contract lump sum price shall include full compensation for furnishing all labor, materials, tools, equipment, and incidentals, and for the installation of two coats of paint, pavement markers, thermoplastic legends and symbols, inlet stenciling, signing, the plan, and contract documents. Reapplication of temporary stripes and markings shall be repainted at the Contractor's expense, and no additional compensation will be allowed therefore.

314-4.4.1 General. Add the following: Thermoplastic legends, symbols and striping shall be installed 14 calendar days after asphalt paving.

314-5 PAVEMENT MARKERS.

314-5.4 Placement. Add the following: Temporary pavement markers shall be installed on the asphalt concrete pavement immediately after placement of the asphalt concrete pavement course on which the pavement markers are to be placed. All temporary markers shall be removed and replaced with permanent pavement markers fourteen (14) calendar days after paving.

Add the following section:

314-5.4.1 Reflective Channelizer Placement and Removal. The Contractor shall place and remove reflective channelizers the same as for pavement marker placement and removal. The Contractor shall place the channelizers uniformly, straight on tangent alignment and on a true arc on curved alignment to the same tolerances of position as for application of paint in Section 310-5. The Contractor shall perform all layout work necessary to place the channelizers to the proper alignment. If the channelizers are displaced or fail to remain in an upright position, from any cause, the channelizers shall immediately be replaced or restored to their original location, by the Contractor. When reflective channelizers are removed the pavement surface shall be restored to the same color and surface finish as the adjacent pavement.



**SUPPLEMENTAL PROVISIONS
TO
STANDARD SPECIFICATIONS FOR PUBLIC WORKS
CONSTRUCTION**

PART 4, EXISTING IMPROVEMENTS

SECTION 401 – REMOVAL

401-3 CONCRETE AND MASONRY IMPROVEMENTS

401-3.2 Concrete Curb, Walk, Gutters, Cross Gutters, Curb Ramps, Driveway and Alley Intersections. Delete the third and fourth sentence and add the following: All existing concrete shall be removed to the nearest joint. Concrete shall be removed to neatly sawed edges with saw cuts made to a depth deep enough to produce a clean straight break without loosening, cracking or damaging adjoining improvements. PCC and all other material unsuitable for use as fill, as determined by the Engineer, shall be removed from the right-of-way and disposed of by the Contractor at a site of his own choice and shall pay all costs incidental to the disposal.

Add the following section:

401-3.2.1 Adjacent Asphalt Concrete Removal.

Removal of asphalt concrete and aggregate base associated with concrete curb and gutter construction shall be replaced with full depth asphalt concrete with a minimum width of one foot perpendicular from face of concrete edge. Removal of adjoining asphalt section and the full depth replacement is incidental to the concrete curb and gutter work as described in section 303-5.



**SUPPLEMENTAL PROVISIONS
TO
STANDARD SPECIFICATIONS FOR PUBLIC WORKS
CONSTRUCTION**

PART 6 TEMPORARY TRAFFIC CONTROL

**SECTION 601 - TEMPORARY TRAFFIC CONTROL FOR
CONSTRUCTION AND MAINTENANCE WORK ZONES**

601-2 TEMPORARY TRAFFIC CONTROL PLAN (TCP).

601-2.2 Payment. Replace this section with the following: The Contract lump sum price paid for the traffic control system shall include full compensation for, but not limited to, design, submittal and approval of the traffic control plan, furnishing all labor (including flagging costs), materials (including construction area signs), tools, equipment, traffic control plans for the project, and incidentals, and for doing all the work involved in placing, removing, storing, maintaining, moving to new locations, replacing and disposing of the components of the traffic control including channelizers (surface mounted), temporary railing (Type K) markers, lights for illuminating the work site, delineators, temporary striping and pavement marking, barricades, portable flashing beacons, flashing arrow signs, portable changeable message signs, as shown on the Plans, these contract documents, and as directed by the Engineer.

Full compensation for removing and salvaging the traffic control equipment and materials that are to be reused or reset in the project shall be considered included in the Contract lump sum price paid for traffic control system and no additional compensation will be allowed therefor.

Partial payment for traffic control shall be based on the percentage of total value of work completed.

601-3 TEMPORARY TRAFFIC CONTROL (TTC) ZONE DEVICES.

601-3.1 General. ADD the following: The Contractor shall supply and install temporary traffic pavement markers, channelizers, signing, railing (type K), crash cushions and appurtenances at the locations shown on the plans and as required in the specifications, complete in place prior to opening the traveled way served by said final and temporary traffic pavement markers, signing, railing (type K) and appurtenances to public traffic.

Add the following section:

601-3.4.1 General. Add the following If temporary traffic signs are displaced or overturned, from any cause, during the progress of the work, the Contractor shall immediately replace the signs in their original approved locations. The Contractor shall maintain all temporary traffic signs used in the Work in a clean, reflective and readable condition. The Contractor shall replace or restore graffiti marked temporary traffic signs and posts used in the Work within 18 hours of such marking being discovered during non-working hours or, when the marking is discovered during working hours, within 2 hours of such discovery of marking.



601-3.5 Signs and Signage

601-3.5.1 General. Add the following to the first paragraph: The Contractor shall provide and install all temporary traffic control signs, markers, markings, and delineators at locations shown on plans and specified herein.

Modify the last paragraph as follows: Public notification signs of temporary no parking restriction shall be installed at least 72 hours before enforcement of the “No Park” zone.

601-3.5.2 Payment. Modify this section as follows: Payment for signs and signage is incidental to the temporary traffic control plan as specified in Section 601-2.2.

601-3.6 Channelizing Devices

601-3.6.1 General. Replace this section with the following: Channelizers shall be new surface-mounted type and shall be furnished, placed, and maintained at the locations shown on the plans. Channelizer posts shall be orange in color. Channelizers shall have affixed white reflective sheeting as specified in the special provisions. The reflective sheeting shall be 75 mm x 300 mm (3” x 12”) in size. The reflective sheeting shall be visible at 300 m (1000’) at night under illumination of legal high beam headlights, by persons with vision of or corrected to 20/20. The channelizer bases shall be cemented to the pavement in the same manner as provided for cementing pavement markers to pavement in section 312-1, “Placement.” Channelizers shall be applied only on a clean, dry surface. Channelizers shall be placed on the alignment and location shown on the plans and as directed by the Engineer. The channelizers shall be placed uniformly, straight on tangent alignment and on a true arc on curved alignment. All layout work necessary to place the channelizers to the proper alignment shall be performed by the Contractor. If the channelizers are displaced or fail to remain in an upright position, from any cause, the channelizers shall immediately be replaced or restored to their original location, by the Contractor. The Contractor shall provide the Engineer with a Certificate of Compliance in accordance with the provisions of section 4-1.5, “Certification”. Said certificate shall certify that the channelizers comply with the plans and specifications and conform to the prequalified design and material requirements approved by the Engineer and were manufactured in accordance with a quality control program approved by the Engineer.

Add the following subsection:

601-3.6.5.1 Temporary Railing and Crash Cushions. Temporary railing (Type K) shall consist of interconnected new or undamaged used precast concrete barrier units as shown on the plans. Temporary sand-filled crash cushions shall consist of new or undamaged used temporary sand-filled crash cushions units as shown on the plans.

Add the following subsection:

601-3.6.5.2 Appearance. Exposed surfaces of new and used units of Temporary railing (Type K) shall be freshly coated with a white color paint prior to their first use on the project. The paint shall conform to the provisions in sections 210-1.5 “Paint Systems” and 310 “Painting”. Contractor shall be responsible for the removal and cleanup or painting over the graffiti from the K-Rails within 48 hours. The Contractor Shall replace or repaint units of Temporary railing (Type K) or shall remove graffiti, tire or vehicle marks, dirt or any and all materials such that said marks or discoloration mar the appearance of said units when ordered by the Engineer after the units are in place.



Add the following subsection:

601-3.6.5.3 Manufacture of Temporary Railing. In addition to the requirements herein the temporary railing (Type K) shall be manufactured per CALTRANS Standard Drawing T3. Concrete used to manufacture Temporary railing (Type K) shall conform to the provisions in sections 201-1, "Portland Cement Concrete" and 303-1 "Concrete Structures". Load tickets and a Certificate of Compliance will not be required. Reinforcing steel shall conform to the provisions sections 201-1, "Portland Cement Concrete" and 303-1 "Concrete Structures". Steel bars to receive bolts at ends of concrete panels shall conform to ASTM Designation: A 36/A 36M. The bolts shall conform to ASTM Designation: A 307. A round bar of the same diameter may be substituted for the end-connecting bolt shown on the plans. The bar shall conform to ASTM Designation: A 36/A 36M, shall have a minimum length of 660 mm and shall have a 75 mm (3") diameter by 9 mm ($\frac{3}{8}$ ") thick plate welded on the upper end with a 5-mm ($\frac{3}{16}$ ") fillet weld. The final surface finish of temporary railings (Type K) shall conform to the provisions in section 303-1.9.2 "Ordinary Surface Finish." Exposed surfaces of concrete elements shall be cured by the water method, the forms-in-place method, or the pigmented curing compound method. The pigmented curing compound shall be type 2 curing compound. Temporary railing (Type K) may have the Contractor's name or logo on each panel. The name or logo shall not be more than 100 mm in height and shall be located not more than 300 mm above the bottom of the rail panel.

Add the following subsection:

601-3.6.5.4 Installation of Temporary Railing. In addition to the requirements herein the temporary railing (Type K) shall be installed per CALTRANS Standard Drawing T3. Temporary railing (Type K) shall be set on firm, stable foundation. The foundation shall be graded to provide a uniform bearing throughout the entire length of the railing. Abutting ends of precast concrete units shall be placed and maintained in alignment without substantial offset to each other. The precast concrete units shall be positioned straight on tangent alignment and on a true arc on curved alignment. Each rail unit placed within 3 m (10') of a traffic lane shall have a reflector installed on top of the rail as directed by the Engineer. Reflectors and adhesive will be furnished by the Contractor. A Type P marker panel conforming to the requirements of the Federal Highway Administration (FHWA) Manual on Uniform Traffic Control Devices (MUTCD) 2009 Edition as amended by the MUTCD 2009 California Supplement shall also be installed at each end of railing installed adjacent to a two-lane, two-way highway and at the end facing traffic of railing installed adjacent to a one-way roadbed. If the railing is placed on a skew, the marker shall be installed at the end of the skew nearest the traveled way. Type P marker panels shall conform to the provisions of section 206-7.2, "Temporary Traffic Signs". Where shown on the plans, threaded rods or dowels shall be bonded in holes drilled in existing concrete. When temporary railings (Type K) are removed, any area where temporary excavation or embankment was used to accommodate the temporary railing shall be restored to its previous condition or constructed to its planned condition.

Add the following subsection:

601-3.6.5.5 Temporary Sand-Filled Crash Cushions. Temporary sand-filled crash cushion units shall be "Energite III" manufactured by Energy Absorption Systems, "Fitch Inertial Barrier System Modules" manufactured by Roadway Safety Service, or equal. Features required to determine equivalence of any other temporary sand-filled crash cushion units shall be approval of the system by CALTRANS and that the temporary sand-filled crash cushion units meet NCHRP 350 standards. Other features will be suitability to application, operational characteristics, durability and other such characteristics that the Engineer shall determine. Temporary sand-filled crash cushions (TSFCC) shall be of the type and array configurations shown on plans, and installed at every end of, or gap in, the temporary railing (Type K) whenever the closest point of approach of traffic, regardless of direction, is 4.6 m (15') or less to the end of the temporary railing (Type K) being considered. The TSFCC shall be installed per CALTRANS Standard Drawings T1



and T2 for approach speeds no less than the posted speed of the street prior to construction or 55 kilometers per hour (35 mph), whichever is the greater. The TSFCC array shall be appropriate to the application as shown on said standard drawings. A Type J and/or P marker panel conforming to the requirements of the Federal Highway Administration (FHWA) Manual on Uniform Traffic Control Devices (MUTCD) 2009 Edition as amended by the MUTCD 2009 California Supplement shall also be installed at each TSFCC array as shown in CALTRANS Standard Drawings T1 and T2. Particular care shall be taken to assure that crash cushions are installed with the soil supporting them and the adjacent soil leveled to match the elevation of the bottom of the temporary railing immediately adjacent to the crash cushion. All routes of approach to the TSCFF array shall be graded such that any vehicle diverging from the travelled way to strike the TSCFF will travel on a vertical alignment parallel to the segment of the travel lane that it departed from.

601-4 TEMPORARY TRAFFIC STRIPING AND PAVEMENT MARKINGS

Add the following section:

601-4.2.1 Application of Temporary Pavement Markers. Temporary reflective raised pavement markers shall be placed in accordance with the manufacturer's instructions. Temporary reflective raised pavement markers shall be cemented to the surfacing with the adhesive recommended by the manufacturer, except epoxy adhesive shall not be used to place temporary reflective raised pavement markers in areas where removal of the markers will be required. Pavement striping, legends and markers which conflict with any traffic pattern shall be removed by grinding as determined by the Engineer. The Contractor shall use temporary reflective raised pavement markers for temporary pavement marking, except when the temporary pavement markers are used to replace patterns of temporary traffic stripe that will be in place for less than 30 days. Reflective pavement markers used in place of the removable-type pavement markers shall conform to the Section 314-3 *Removal of Pavement Markers* and Section 314-5 *Pavement Markers*, except the 14-day waiting period before placing the pavement markers on new asphalt concrete surfacing as specified in Section 314-5.4 *Placement*, shall not apply; and epoxy adhesive shall not be used to place pavement markers in areas where removal of the markers will be required.



**SUPPLEMENTAL PROVISIONS
TO
STANDARD SPECIFICATIONS FOR PUBLIC WORKS
CONSTRUCTION
PART 7, STREET LIGHTING AND TRAFFIC SIGNAL SYSTEMS
SECTION 701 - CONSTRUCTION**

701-11 PULL BOXES.

701-11.1 General. Add the following paragraphs at the end of this subsection: When pull boxes within the limits of concrete work are being relocated or adjusted to grade, new pull boxes and covers to match the existing pull box shall be furnished and installed by the Contractor. If a larger pull box is needed to better accommodate the existing wires or conduit, the Contractor shall furnish and install the larger size pull box as directed by the Engineer.

Pull boxes that are being adjusted to grade or relocated must be reconstructed like a new pull box.

Pull boxes in existing or future sidewalk areas shall be placed at sidewalk elevation. If there is no existing or future sidewalk in the area and an elevation is not shown on plans, pull boxes shall be set at the same elevation as adjacent signal standard base, service cabinet base or signal controller cabinet base. Pull boxes shall be five feet (5') from base or as shown on the plans. The pull box elevations for pull boxes installed in median areas shall match the slope of the two adjacent curbs. The pull box elevation for pull boxes installed in planting areas adjacent to sidewalk or sidewalk area shall be at sidewalk grade. Pull box elevation shall be one-tenth of a foot (0.1') above finished grade for all other areas unless elevation is shown on plans or otherwise directed by the Engineer.

When pull boxes are placed in dirt and planting areas, a concrete collar shall be constructed around the pull box. The top of the pull box shall match slope of the adjacent top of curb. The surface elevation of the collar shall match the surface elevation of the pull box and slope away from the pull box at a rate of 1:50 (2% slope). The width of the collar shall be twelve inches (12") wide and three and one-half inches (3-1/2") in depth.

The Contractor shall clean all pull boxes entered for installation of conduit or wire of all dirt and debris. All pull box lids damaged by Contractor operations shall be replaced at his/her expense. The wiring in these pull boxes shall be neatly bundled, recoiled and reinstalled in the box.

Where existing pull boxes are removed and adjusted to grade, or replaced with new larger boxes, the existing conduits within which the conductors or cables are installed shall be cut back to within two and one-half inches (2-1/2") of the edge of the new box. When the conduits are cut, the existing cables or conductors must either be removed or well protected. The ends of the cut conduits must have bushings placed on them. The bushings can be threadless. The existing conductors or cables shall be re-routed to fit in the pull box.

Removed pull boxes shall become property of the Contractor and shall be removed from the project. Removed pull boxes within an improved surface such as concrete sidewalks, will be replaced with the improved surface in kind, using methods described within these specifications.



701-11.3 Payment. Replace this subsection with the following: Payment for pull boxes shall be considered as included in the Contract Unit Price as shown on the **BID SCHEDULE** and no additional compensation will be allowed.

701-17.7 Pedestrian Signals.

701-17.7.5 Payment. Replace this subsection with the following: Payment for all work related to pedestrian push buttons on traffic signals shall be at the Contract Unit Price in the **BID SCHEDULE**, complete in place and fully functional. Adjustment of Pedestrian Push Button shall be paid for by the Contract Unit price bid as shown on the **BID SCHEDULE** and no additional compensation will be allowed.



**SUPPLEMENTAL PROVISIONS
TO
STANDARD SPECIFICATIONS FOR PUBLIC WORKS
CONSTRUCTION**

PART 8 LANDSCAPING AND IRRIGATION


SECTION 801 INSTALLATION

801-1 GENERAL. Add the following: The Contractor shall maintain all landscape and private property surrounding the construction to the greatest extent possible. Any landscape, plants, walls, or steps stones disturbed shall be restored to pre-construction condition.



APPENDIX A
DOOR HANGER

APPENDIX A



**CITY OF CARLSBAD
ROAD WORK**

ABC CONTRACTORS
OFFICE # (760)XXX-XXXX
FIELD # (760)XXX-XXXX

Dear resident:

As a part of the City of Carlsbad's ongoing program to maintain its streets, your street will be resurfaced with asphalt concrete over the existing roadway surface. This construction will require the closing of your street to through traffic for one day. Your street, from *XYZ St.* to *DEF Ave.* will be closed to through traffic and resurfaced on:

MON. TUE. WED. THU. FRI.
DATE: XX/XX/XX

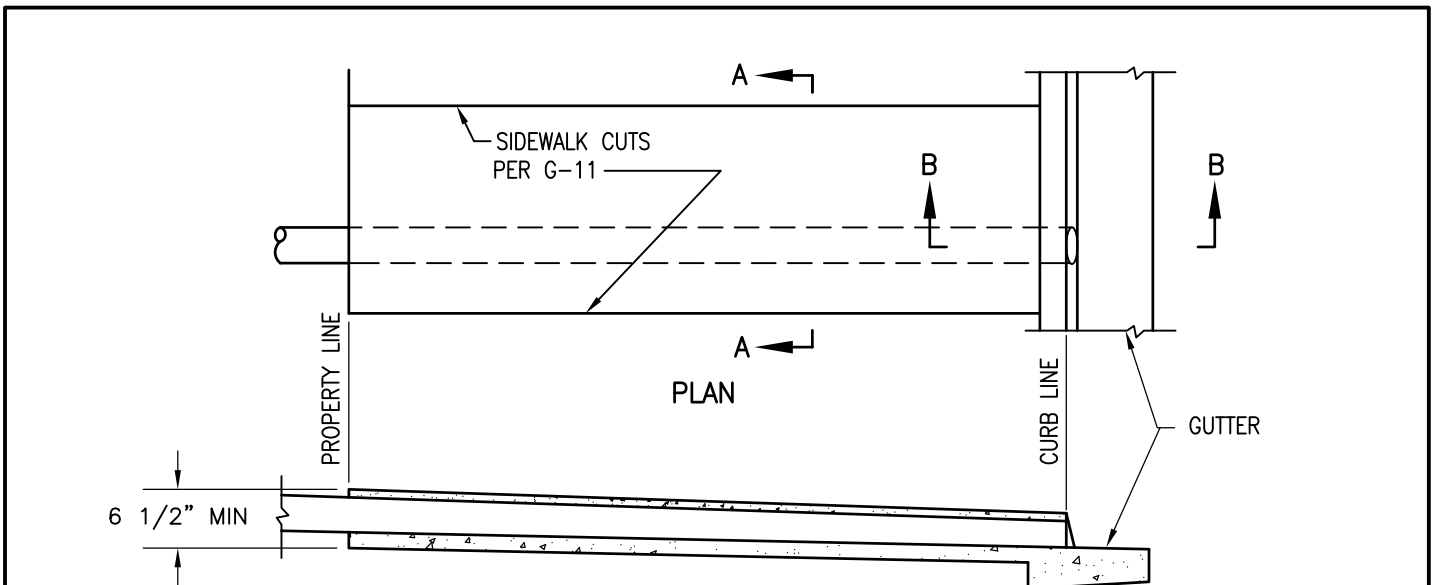
from 7:00A.M. to 5:00 P.M.

If you don't plan to leave your home by 7:00 A.M. on the above date please park your car on an adjacent street in your neighborhood that will not be resurfaced. Streets scheduled for resurfacing can be determined by calling either the Contractor or the City of Carlsbad's Project Inspector. When walking to and from your car, remember not to walk on the newly overlaid street or you will have black residue on the bottom of your shoes. Please do not drive, walk on, walk pets, play, or skate on the newly overlaid asphalt. Also, please refrain from watering your lawns, washing cars, etc., approximately 6-8 hours after the asphalt is laid as running water will cause damage to the new surface.

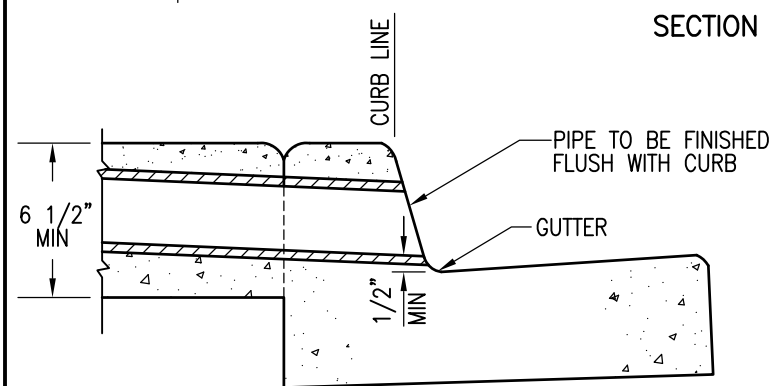
ABC is the Contractor that will be performing the resurfacing work for the city and you may call them at the above phone number if you have any questions regarding the project. Resurfacing of your street will not occur on the day your trash is collected. Mail delivery may be delayed if the postman cannot reach the mailbox that day. If you have a moving company scheduled for that day please call and inform the Contractor of the date. If you have any concerns which cannot be addressed by the Contractor, you may call the City's Project Inspector @ (xxx) xxx-xxxx.

Thank you for your cooperation as we work to make a better City of Carlsbad.

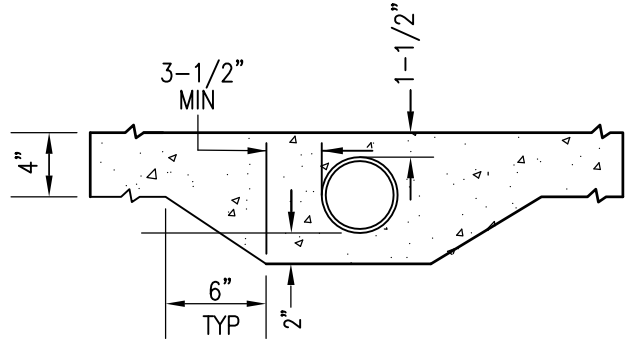
APPENDIX B
CITY OF CARLSBAD STANDARD
DRAWINGS



SECTION

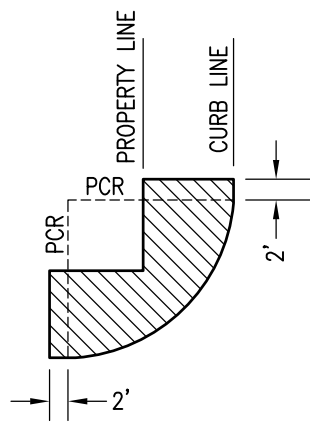


SECTION B-B



SECTION A-A

APPROVED DRAIN PIPE SIZES	
PIPE SIZE	CURB HEIGHT AT CURB FACE
3"	6" TO 8"
4"	8"
6"	10"



DRAIN SHALL NOT BE CONSTRUCTED WITHIN THE HATCHED AREA
BLOCK CORNER

NOTES

1. PIPE SHALL BE ONE CONTINUOUS LENGTH FROM PROPERTY LINE TO CURB LINE.
2. MULTIPLE PIPES TO BE SET A MINIMUM DISTANCE OF D/2 APART (3 MAX).
3. CONCRETE SHALL BE 520-C-2500.
4. PIPE SHALL BE CIRCULAR RIGID PLASTIC OR APPROVED EQUAL.
5. CORING OF EXISTING CURB MAY BE USED AS AN ALTERNATIVE.
6. PROVIDE 1/4" TOOLED GROOVE IN TOP SLAB IN LINE WITH BACK OF ADJACENT CURB.

Revision	By	Approved	Date
ORIGINAL		Kercheval	12/75
Reformatted		T.Stanton	04/06
Edited	S.S.	T. Regello	03/11
Edited	T.R.	T. Regello	10/15
Edited	M.W.	M. Widelski	10/18

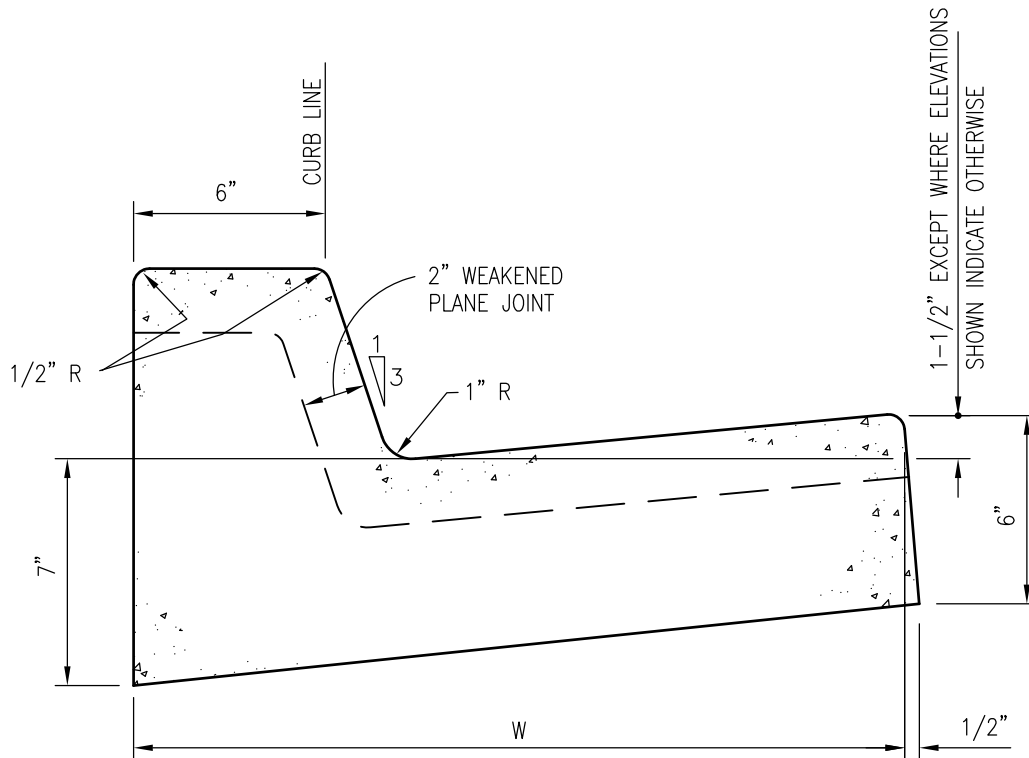
SAN DIEGO REGIONAL STANDARD DRAWING

SIDEWALK UNDERDRAIN PIPE

RECOMMENDED BY THE SAN DIEGO REGIONAL STANDARDS COMMITTEE

M. Heaton 10/25/2018
Chairperson R.C.E. 19246 Date

DRAWING NUMBER **D-27**



TYPE	W	*AREA
G	24"	1.34 SQ. FT.
H	30"	1.60 SQ. FT.

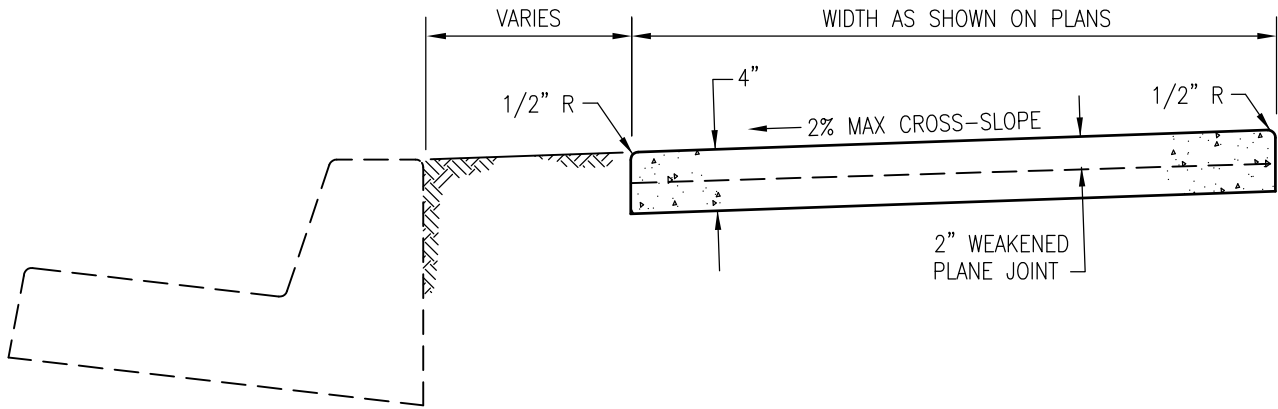
* 6" CURB HEIGHT

NOTES:

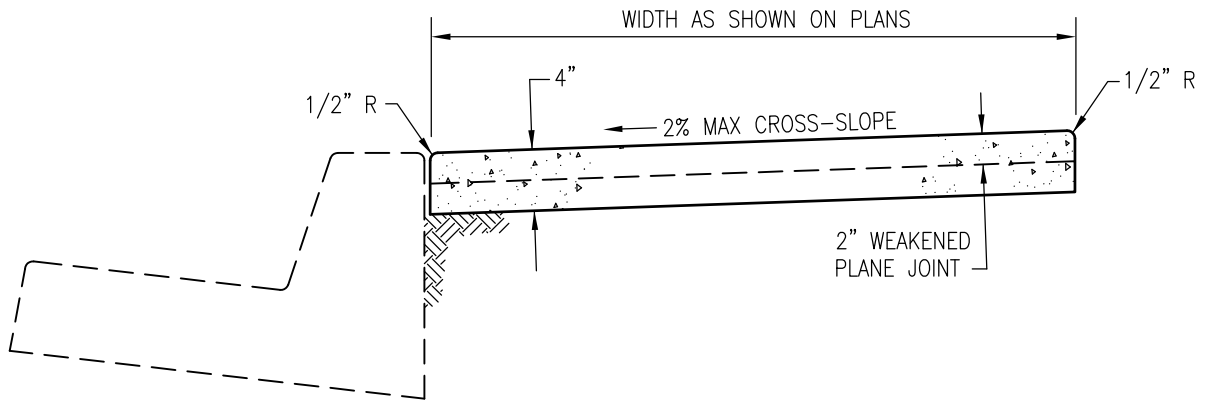
1. CONCRETE SHALL BE 520-C-2500.
2. SEE STANDARD DRAWINGS G-9 AND G-10 FOR JOINT DETAILS.
3. SLOPE TOP OF CURB 2% MAX TOWARD GUTTER.

LEGEND ON PLANS

Revision	By	Approved	Date	SAN DIEGO REGIONAL STANDARD DRAWING	RECOMMENDED BY THE SAN DIEGO REGIONAL STANDARDS COMMITTEE
ORIGINAL		KERCHEVAL	12/75		CURB AND GUTTER – COMBINED
ADD METRIC		T. STANTON	03/03	<i>M. Stanton</i> 10/25/2018	
REFORMATTED		T. STANTON	04/06	Chairperson R.C.E. 19246 Date	
UPDATED	MR	MR/CV	11/11	DRAWING NUMBER	
UPDATED	CV	CV	12/15	G-02	



NON-CONTIGUOUS




CONTIGUOUS

NOTES:

1. CONCRETE SHALL BE 520-C-2500.
2. SEE STANDARD DRAWINGS G-9 AND G-10 FOR JOINT DETAILS.

LEGEND ON PLANS



Revision	By	Approved	Date
ORIGINAL		KERCHEVAL	12/75
ADD METRIC		T. STANTON	03/03
REFORMATTED		T. STANTON	04/06
UPDATED	MR	MR/CV	11/11
REVIEWED	CV	CV	12/15

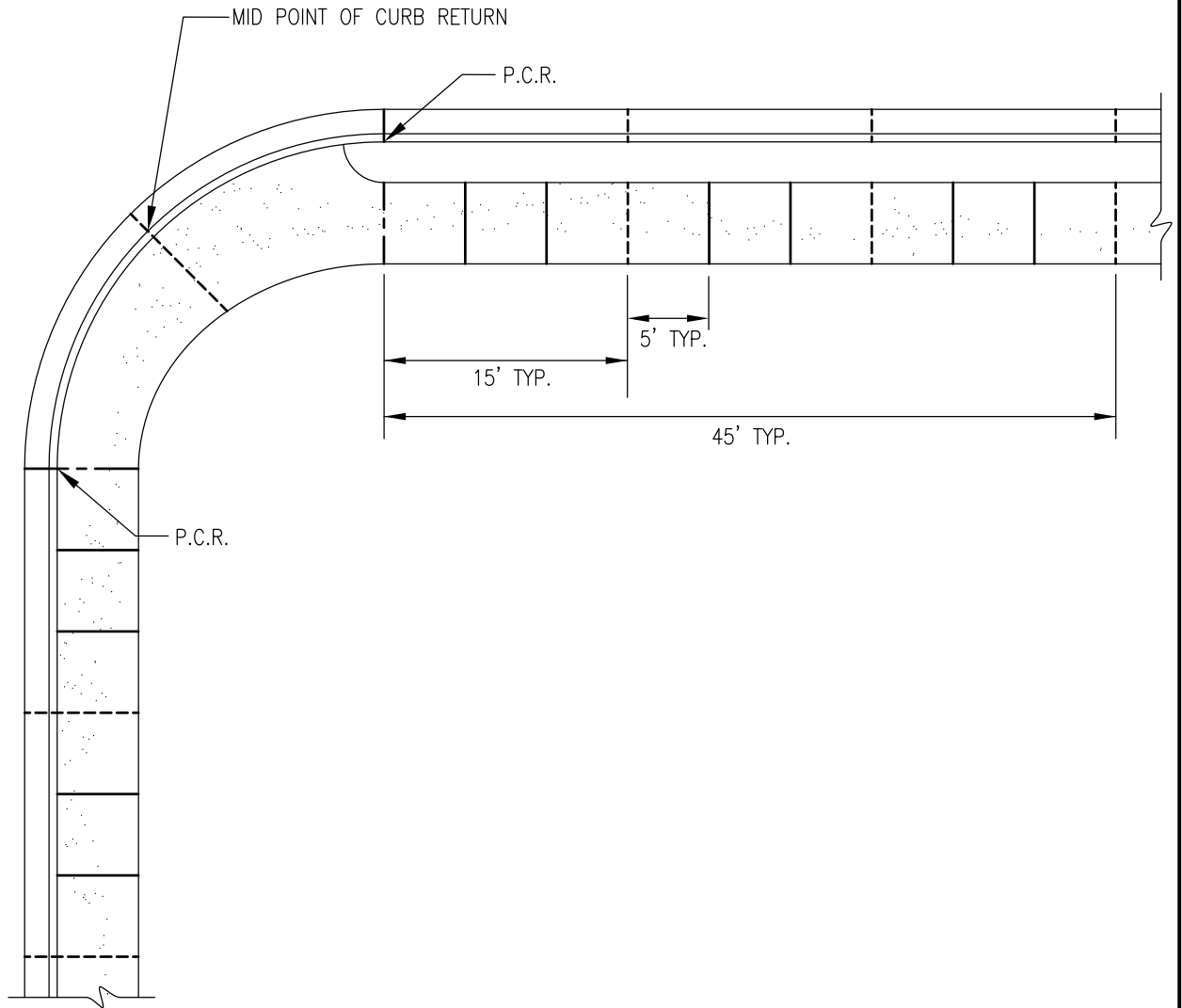
SAN DIEGO REGIONAL STANDARD DRAWING

SIDEWALK - TYPICAL SECTIONS

RECOMMENDED BY THE SAN DIEGO REGIONAL STANDARDS COMMITTEE

T. Stanton 10/25/2018
Chairperson R.C.E. 19246 Date

DRAWING NUMBER G-07



NOTES:

1. EXPANSION JOINTS AT CURB RETURNS, ADJACENT TO STRUCTURES AND AT 45' INTERVALS. (SEE STANDARD DRAWING G-10).
2. WEAKENED PLANE JOINTS AT MID POINT OF CURB RETURN, WHEN REQUIRED, AND AT 15' INTERVALS FROM P.C.R. (SEE STANDARD DRAWING G-10).
3. 1/4" GROOVES WITH 1/4" RADIUS EDGES AT 5' INTERVALS.

Revision	By	Approved	Date
ORIGINAL		KERCHEVAL	12/75
ADD METRIC		T. STANTON	03/03
REFORMATTED		T. STANTON	04/06
REVIEWED	CV	CV	12/15

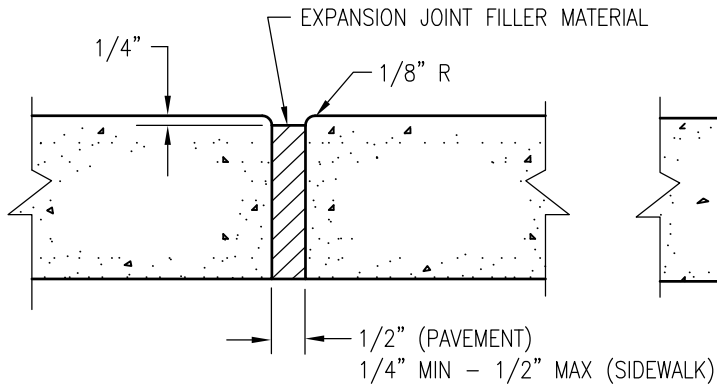
SAN DIEGO REGIONAL STANDARD DRAWING

SIDEWALK JOINT LOCATIONS

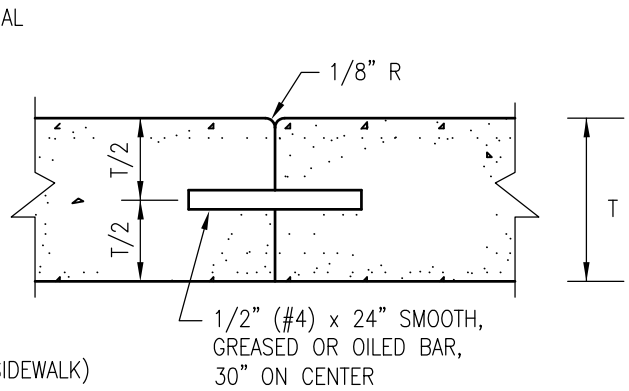
RECOMMENDED BY THE SAN DIEGO REGIONAL STANDARDS COMMITTEE

10/25/2018
Chairperson R.C.E. 19246 Date

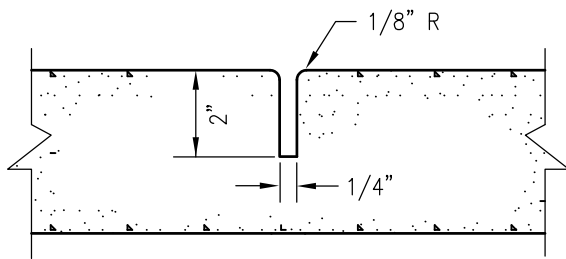
DRAWING NUMBER G-09



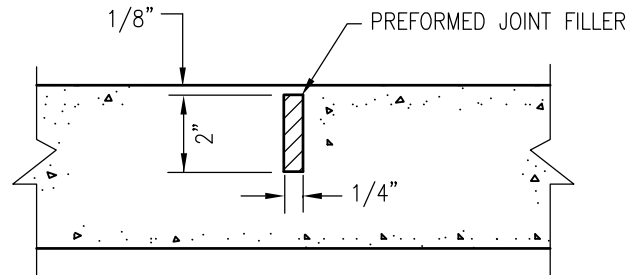
EXPANSION JOINT



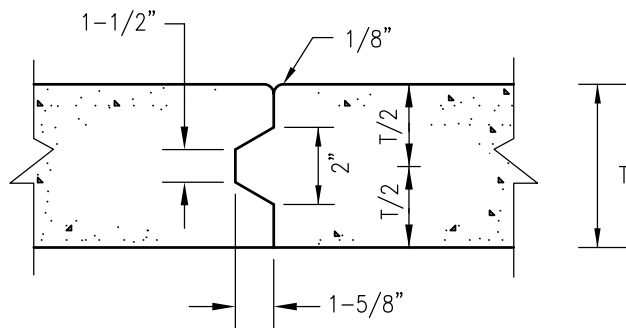
CONTACT JOINT



WEAKENED PLANE JOINT
CURB AND SIDEWALK



WEAKENED PLANE JOINT
GUTTER AND CONCRETE PAVEMENT



KEYED JOINT

Revision	By	Approved	Date
ORIGINAL		PARKINSON	02/95
ADD METRIC		T. STANTON	03/03
REFORMATTED		T. STANTON	04/06
UPDATED	CV	MR/CV	11/11
REVIEWED	CV	CV	12/15

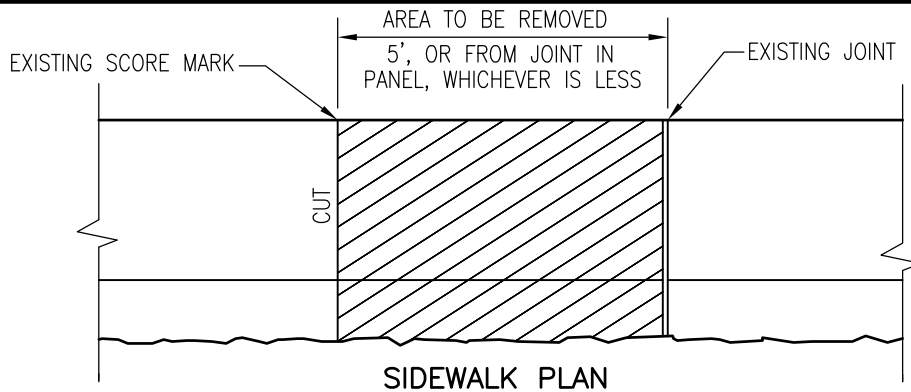
SAN DIEGO REGIONAL STANDARD DRAWING

CONCRETE JOINT DETAILS

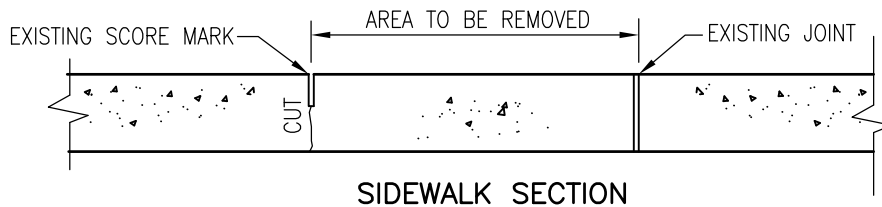
RECOMMENDED BY THE SAN DIEGO REGIONAL STANDARDS COMMITTEE

T. Stanton 10/25/2018
Chairperson R.C.E. 19246 Date

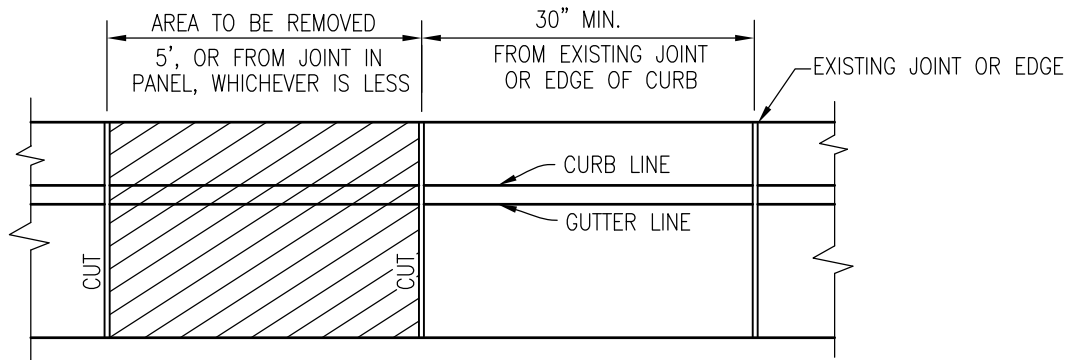
DRAWING NUMBER G-10



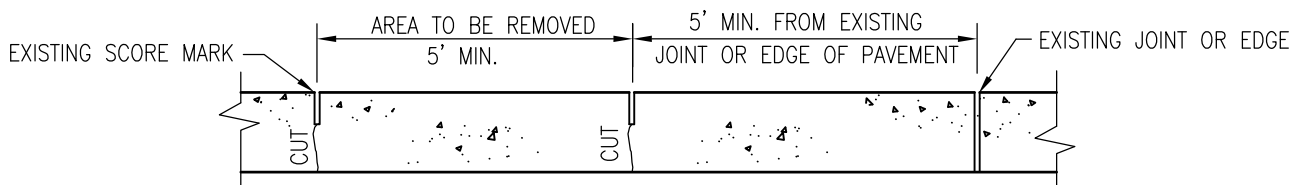
SIDEWALK PLAN



SIDEWALK SECTION



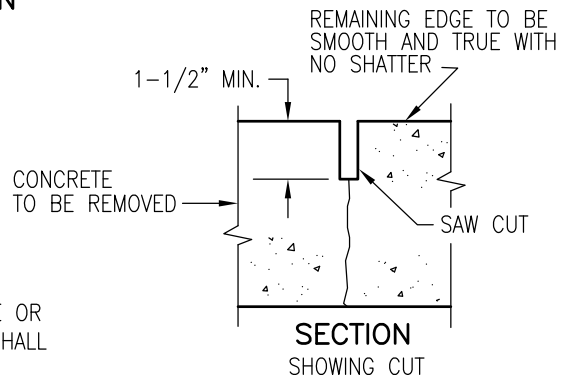
CURB PLAN



PAVEMENT SECTION

NOTE:

1. SIDEWALK CROSS SLOPE SHALL BE 2% MAX.
2. WHEN DISTANCE FROM "AREA TO BE REMOVED" TO EXISTING JOINT, EDGE OR SCORE MARK IS LESS THAN MINIMUM SHOWN, "AREA TO BE REMOVED" SHALL BE EXTENDED TO JOINT, EDGE OR SCORE MARK.



SECTION
SHOWING CUT

Revision	By	Approved	Date
ORIGINAL		KERCHEVAL	12/75
ADD METRIC		T. STANTON	03/03
REFORMATTED		T. STANTON	04/06
UPDATED	CV	MR/CV	11/11
REVIEWED	CV	CV	12/15

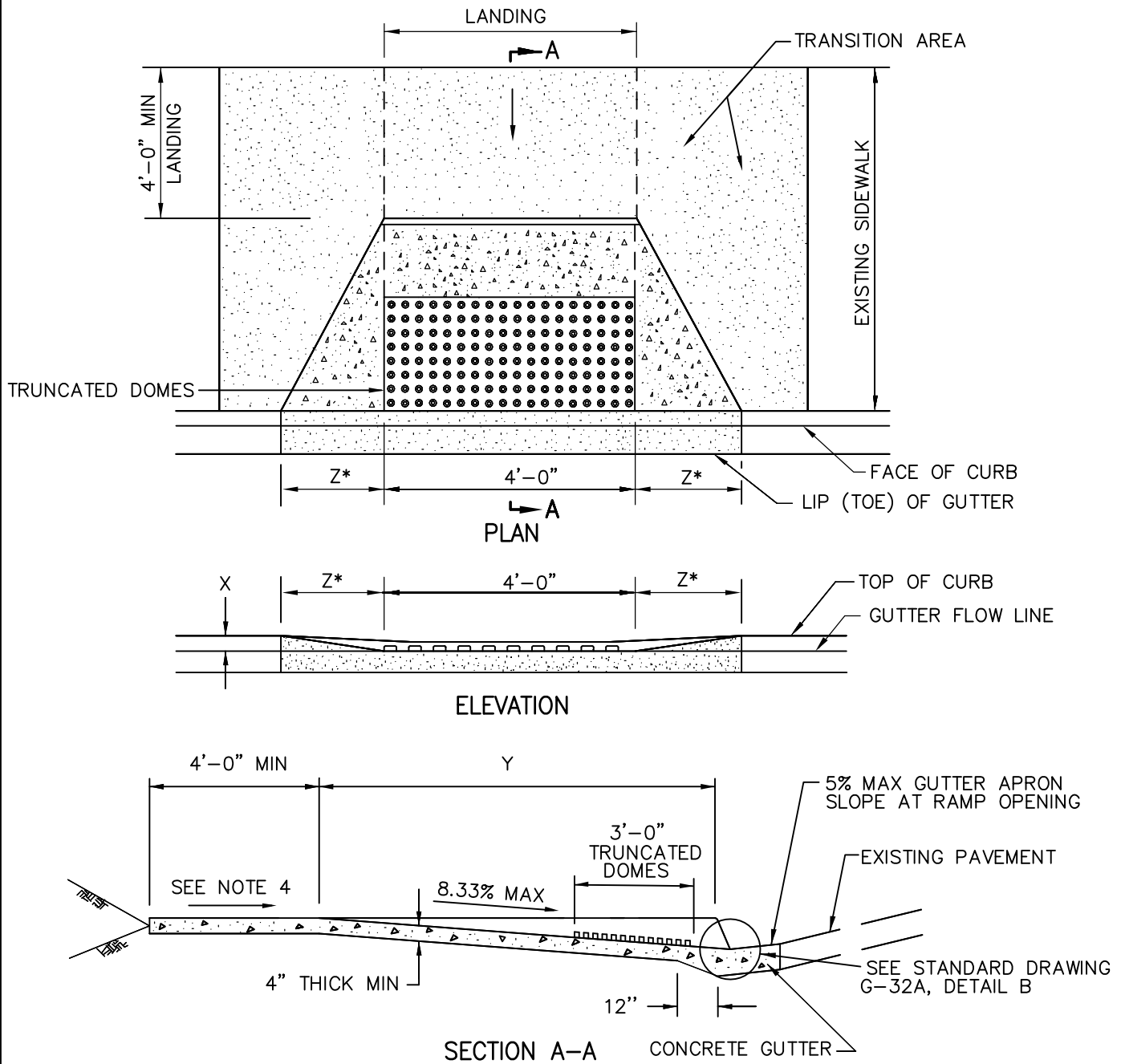
SAN DIEGO REGIONAL STANDARD DRAWING

CONCRETE CURB, GUTTER,
SIDEWALK AND PAVEMENT
REMOVAL AND REPLACEMENT

RECOMMENDED BY THE SAN DIEGO
REGIONAL STANDARDS COMMITTEE

T. Stanton 10/25/2018
Chairperson R.C.E. 19246 Date

DRAWING
NUMBER G-11



NOTES:

1. SEE STANDARD DRAWING G-32A FOR GENERAL NOTES.
2. TYPE A-1 IS A DESIGNATION FOR RAMP AT CURB RETURN.
3. TYPE B-1 IS A DESIGNATION FOR RAMP AT STRAIGHT CURB (SHOWN ABOVE).
4. LANDING CROSS SLOPE SHALL BE 2.0% MAX IN BOTH DIRECTIONS.
5. FOR TRUNCATED DOMES DETAIL, SEE STANDARD DRAWING G-30.
6. SEE STANDARD DRAWING G-32B FOR X, Y, AND Z* DETAILS.

Revision	By	Approved	Date
ORIGINAL		BAHMANIAN	02/95
REVISED		T. STANTON	04/06
UPDATED	MR	MR/CV	03/12
UPDATED	CV	CV	12/15
REVISED	KE	TS/RAP	11/17

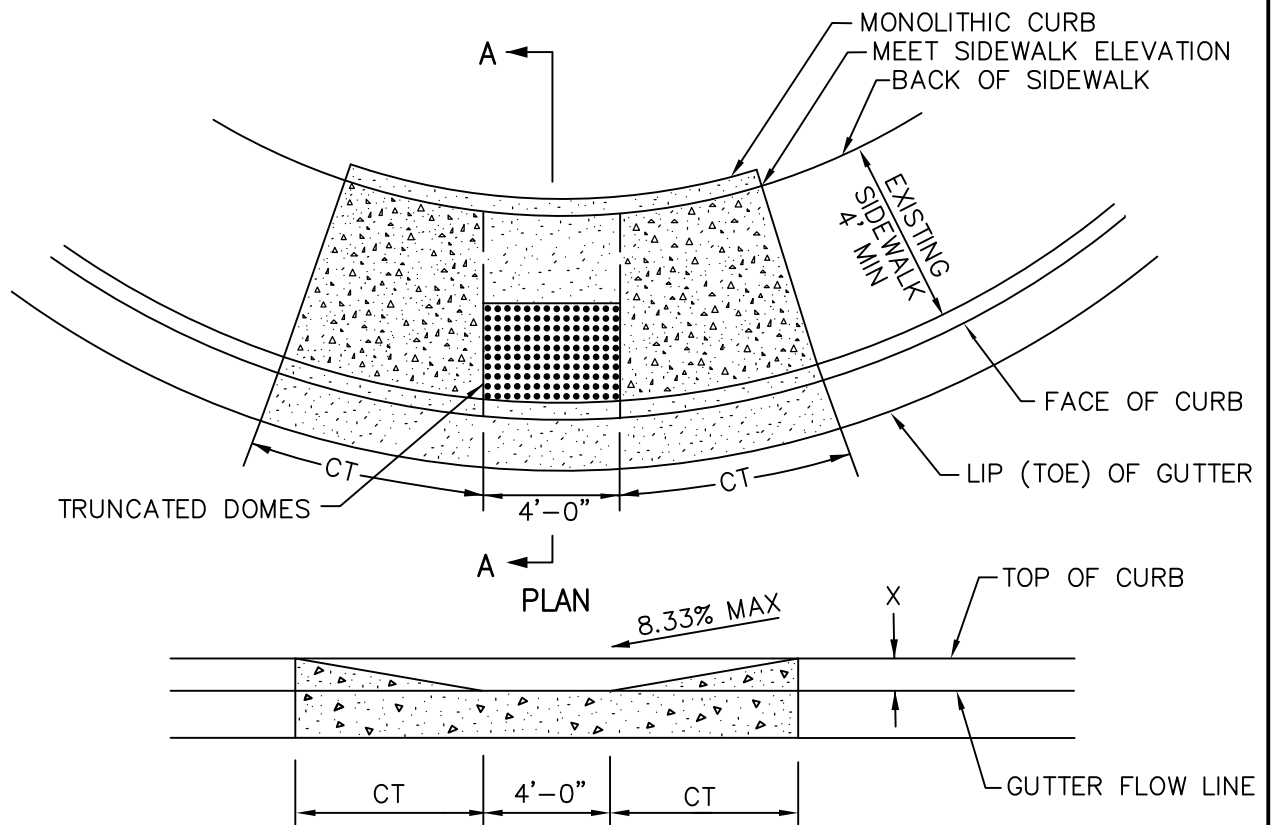
SAN DIEGO REGIONAL STANDARD DRAWING

CURB RAMP – TYPES A-1 AND B-1
(FOR EXISTING SIDEWALK)

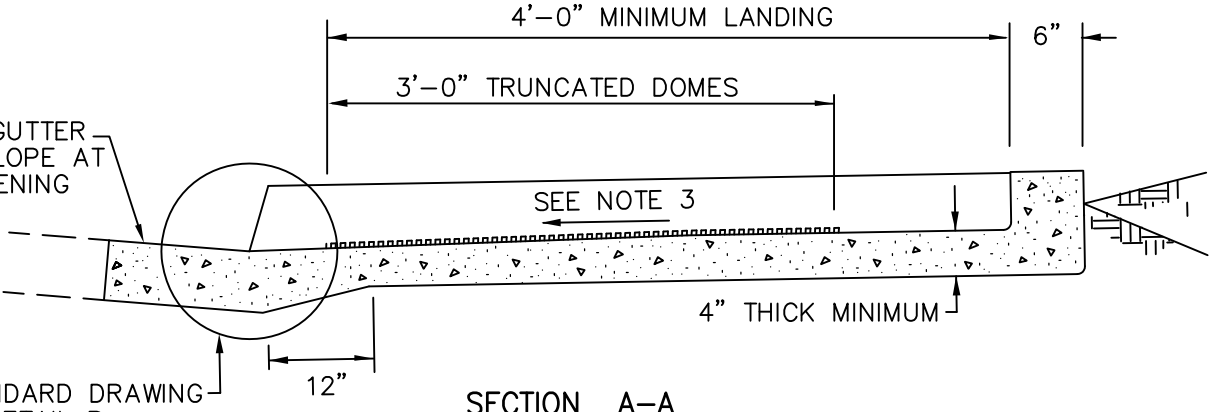
RECOMMENDED BY THE SAN DIEGO REGIONAL STANDARDS COMMITTEE

T. Stanton 10/25/2018
Chairperson R.C.E. 19246 Date

DRAWING NUMBER G-28



ELEVATION



SECTION A-A

SEE STANDARD DRAWING G-32A, DETAIL B

NOTES:

1. TYPE C ARE ONLY TO BE USED TO MITIGATE EXISTING CONDITIONS WHERE INADEQUATE RIGHT OF WAY EXISTS. TYPE C RAMP IS NOT TO BE USED IN NEW CONSTRUCTION, UNLESS APPROVED BY AGENCY.
2. SEE STANDARD DRAWING G-32A FOR GENERAL NOTES.
3. LANDING CROSS SLOPE SHALL BE 2.0% MAX IN BOTH DIRECTIONS.
4. FOR TRUNCATED DOMES, SEE STANDARD DRAWING G-30.
5. CT (CURB TRANSITION) SHALL BE 8.33% MAXIMUM.
6. SEE STANDARD DRAWING G-32B FOR X, Y, AND CT DETAILS.

Revision	By	Approved	Date
ORIGINAL		R. MUNOZ	05/97
REVISED		T. STANTON	04/06
UPDATED	MR	MR/CV	03/12
UPDATED	CV	T. STANTON	12/15
UPDATED	KE	T. STANTON	10/18

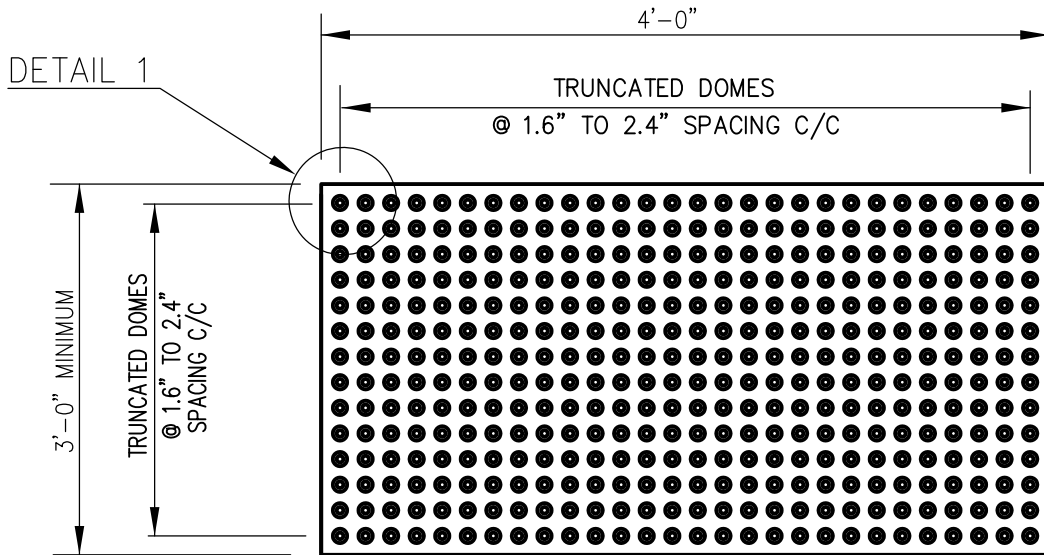
SAN DIEGO REGIONAL STANDARD DRAWING

CURB RAMP - TYPE C
(FOR EXISTING SIDEWALK)

RECOMMENDED BY THE SAN DIEGO REGIONAL STANDARDS COMMITTEE

T. Stanton 10/25/2018
Chairperson R.C.E. 19246 Date

DRAWING NUMBER G-29

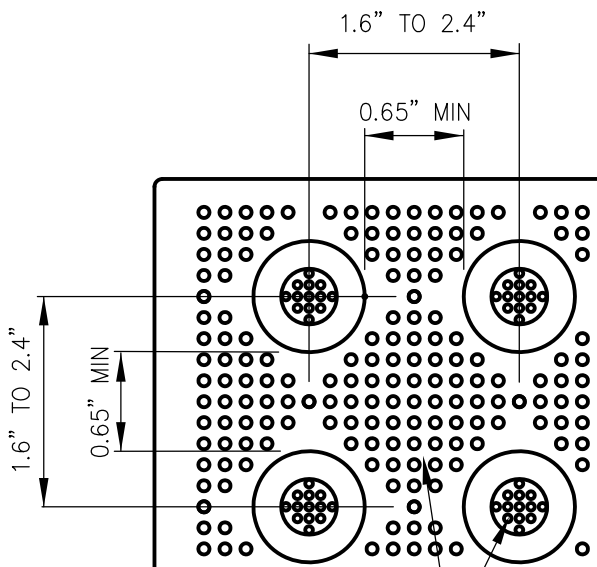


PLAN - TILE

NOT TO SCALE

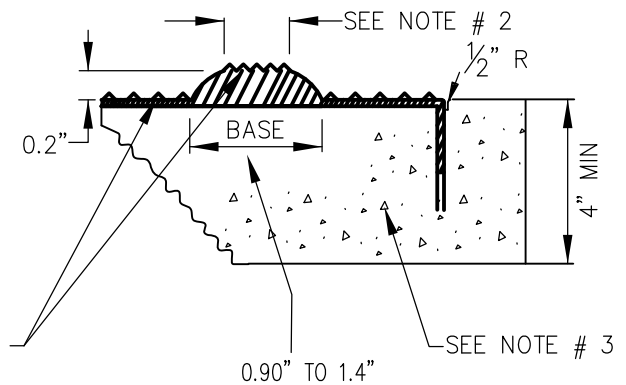
NOTES

1. DETECTABLE WARNING SURFACE COLOR SHALL BE YELLOW CONFORMING TO FEDERAL STANDARDS 595B TABLE IV, COLOR NO. 33538, OR AS SPECIFIED BY THE AGENCY. COLOR SHALL BE HOMOGENEOUS THROUGHOUT THE TILE.
2. TRUNCATED DOME TOP DIAMETER OF 50% OF THE BASE DIAMETER MINIMUM TO 65% OF THE BASE DIAMETER MAXIMUM.



DETAIL 1
NOT TO SCALE

NOTE:
PATTERN, SIZE &
ORIENTATION ARE
PER MANUFACTURER'S
RECOMMENDATION



Revision	By	Approved	Date
ORIGINAL		PARKINSON	02/95
ADD METRIC		T. STANTON	03/03
UPDATE		D. DAVIES	12/04
UPDATED	MR	MR/CV	03/12
UPDATED	MR	MR/CV	03/12

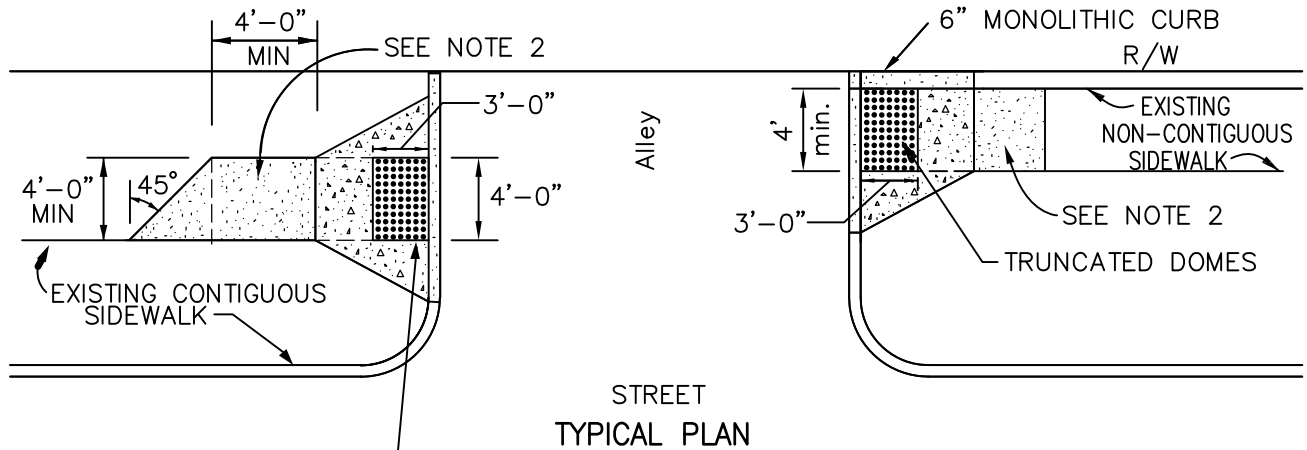
SAN DIEGO REGIONAL STANDARD DRAWING

TRUNCATED DOMES

RECOMMENDED BY THE SAN DIEGO REGIONAL STANDARDS COMMITTEE

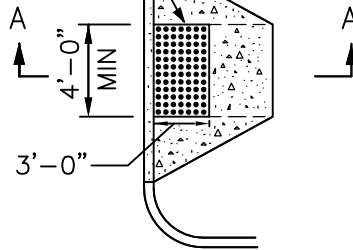
T. Stanton 10/25/2018
Chairperson R.C.E. 19246 Date

DRAWING NUMBER G-30

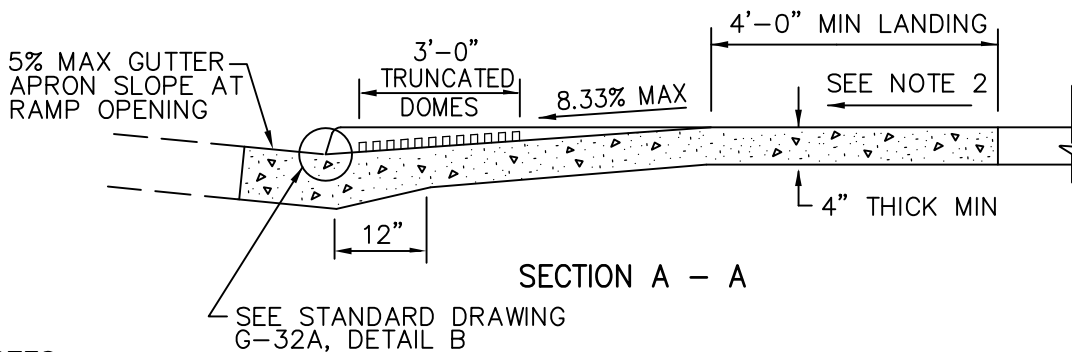


TRUNCATED DOMES

THE RAMP SIDE FLARES AND GROOVES MAY BE ELIMINATED BY THE ENGINEER AND REPLACED WITH A MONOLITHIC CURB FLUSH WITH THE EXISTING GROUND AND SIDEWALK.



PLAN VIEW



SECTION A - A

NOTES

1. SEE STANDARD DRAWING G-32A FOR GENERAL NOTES.
2. LANDING CROSS SLOPE SHALL BE 2.0% MAX IN BOTH DIRECTIONS.
3. FOR TRUNCATED DOMES DETAILS, SEE STANDARD DRAWING G-30.

Revision	By	Approved	Date
ORIGINAL		PARKINSON	02/95
REVISED		T. STANTON	04/06
UPDATED	MR	MR/CV	03/12
UPDATED	CV	CV	12/15
REVISED	KE	TS/RAP	11/17

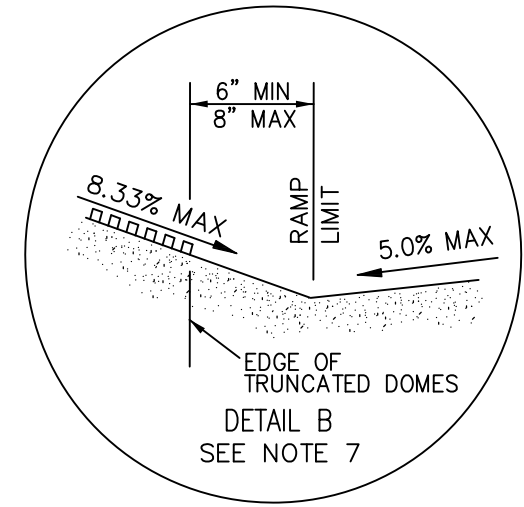
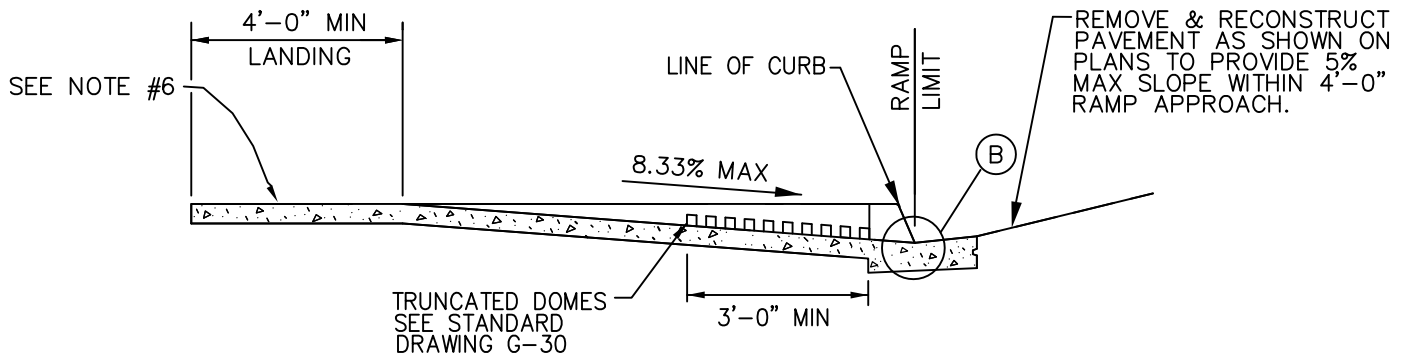
SAN DIEGO REGIONAL STANDARD DRAWING

CURB RAMP - TYPE D



RECOMMENDED BY THE SAN DIEGO REGIONAL STANDARDS COMMITTEE

T. Stanton 10/25/2018
Chairperson R.C.E. 19246 Date

DRAWING NUMBER G-31



NOTES

1. THE REMOVAL OF EXISTING CONCRETE CURB, GUTTER, SIDEWALK, AND PAVEMENT FOR PEDESTRIAN RAMP INSTALLATION SHALL COMPLY WITH STANDARD DRAWING G-11. FOR CONSTRUCTION OF CURB RAMPS ON EXISTING SIDEWALKS, REMOVAL OF ADDITIONAL SIDEWALK MAY BE REQUIRED TO COMPLY WITH ADA REQUIREMENTS TO MEET EXISTING GRADE.
2. CONCRETE SHALL BE CLASS 520-C-2500.
3. AREAS SHOWN THUS:  SHALL HAVE A MEDIUM TO HEAVY BROOM TEXTURE FINISH, PERPENDICULAR TO THE AXIS OF THE RAMP. AREAS SHOWN THUS:  ARE THE MINIMUM REQUIRED FOR A COMPLETE RAMP INSTALLATION.
4. IF OBSTRUCTIONS SUCH AS INLETS, UTILITY POLES, FIRE HYDRANTS, ETC., ARE ENCOUNTERED, THE RAMP LOCATIONS MAY BE ADJUSTED UPON THE APPROVAL OF THE AGENCY.
5. THE RAMP SLOPES WILL BE MEASURED RELATIVE TO THE SIDEWALK SLOPE. ADJOINING SLOPE BEYOND THE RAMP SHALL NOT EXCEED 20:1 (5%).
6. LANDING CROSS SLOPE SHALL BE 2.0% MAX IN BOTH DIRECTIONS.
7. EDGE OF TRUNCATED DOME PANEL SHALL BE LOCATED 6" MINIMUM AND 8" MAXIMUM FROM THE GUTTER FLOWLINE.

Revision	By	Approved	Date	SAN DIEGO REGIONAL STANDARD DRAWING	RECOMMENDED BY THE SAN DIEGO REGIONAL STANDARDS COMMITTEE
ORIGINAL		PARKINSON	02/95		
REVISED		T. STANTON	04/06	GENERAL NOTES FOR CURB RAMPS	 10/25/2018
UPDATED	MR	MR/CV	03/12		Chairperson R.C.E. 19246 Date
REVIEWED	CV	CV	12/15		DRAWING NUMBER
REVIEWED	KE	TS/RAP	11/17		G-32A

TABLE A			
X	Y	Z	CT
CURB HEIGHT	RAMP LENGTH (12:1)	SIDE SLOPE (10:1)	CURB TRANS.
1"	1'-0"	1'-6"	0'-0"
2"	2'-0"	1'-8"	0'-0"
3"	3'-0"	2'-6"	0'-0"
4"	4'-0"	3'-4"	0'-0"
5"	5'-0"	4'-2"	0'-0"
6"	6'-0"	5'-0"	0'-0"
7"	7'-0"	5'-10"	1'-0"
8"	8'-0"	6'-8"	2'-0"

TYPE A AND B CURB RAMPS

TABLE B			
X	Y	Z	Z1
CURB HEIGHT	RAMP LENGTH (12:1)	SIDE SLOPE (10:1)	SIDE SLOPE (12:1)
1"	1'-0"	1'-6"	1'-0"
2"	2'-0"	1'-8"	2'-0"
3"	3'-0"	2'-6"	3'-0"
4"	4'-0"	3'-4"	4'-0"
5"	5'-0"	4'-2"	5'-0"
6"	6'-0"	5'-0"	6'-0"
7"	7'-0"	5'-10"	7'-0"
8"	8'-0"	6'-8"	8'-0"

TYPE A-1 AND B-1 CURB RAMPS

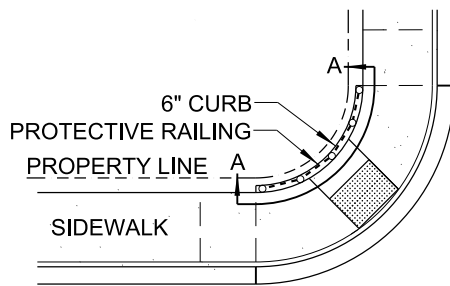
TABLE C	
X	CT
CURB HEIGHT	CURB TRANS. (12:1)
4"	4'-0"
5"	5'-0"
6"	6'-0"
7"	7'-0"
8"	8'-0"
9"	9'-0"
10"	10'-0"
11"	11'-0"
12"	12'-0"
13"	13'-0"

TYPE C CURB RAMP

NOTES

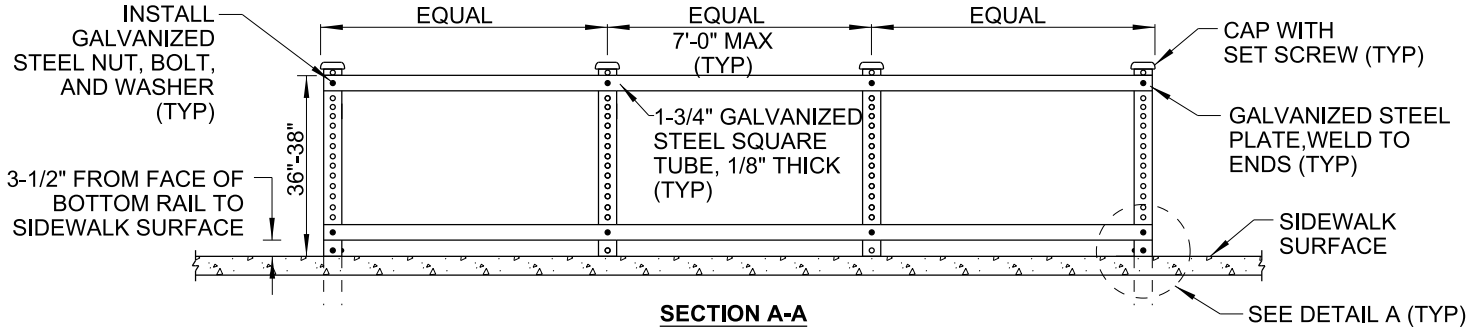
1. DIMENSIONS X, Y, Z, Z1, AND CT MAY BE DETERMINED BY USING THE TABLES ON THIS SHEET WITH PRIOR AGENCY APPROVAL. WITHOUT AGENCY APPROVAL, DIMENSIONS SHOULD NOT EXCEED THE MAXIMUM SLOPE OR RATIO PROVIDED.
2. Z* REFERS TO Z OR Z1 IN TABLE B. Z SIDE SLOPE SHALL BE 10:1, EXCEPT PER NOTE 3.
3. FOR TYPE A-1 AND B-1 CURB RAMPS, WHERE A 4' LANDING CANNOT BE CONSTRUCTED DUE TO INADEQUATE RIGHT OF WAY, A 3' MINIMUM LANDING IS ACCEPTABLE WITH PRIOR AGENCY APPROVAL AND PROVIDED THE SIDE SLOPES ARE REVISED TO 12:1 PER SIDE SLOPE Z1 IN TABLE B.

Revision	By	Approved	Date	SAN DIEGO REGIONAL STANDARD DRAWING	RECOMMENDED BY THE SAN DIEGO REGIONAL STANDARDS COMMITTEE	
ORIGINAL	MR	MR/CV	03/12		NOTES FOR CURB RAMPS	 10/25/2018
UPDATED	CV	CV	12/15	Chairperson R.C.E. 19246 Date		
				DRAWING NUMBER		G-32B



NOTE:
 PROVIDE PROTECTIVE RAILING TYPE A
 TO PREVENT PEDESTRIAN ACCESS AT
 THE BACK OF CURB RAMP.

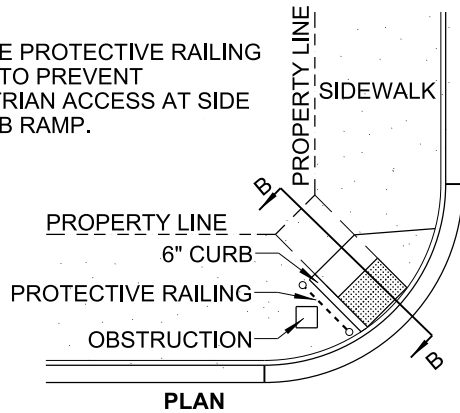
PLAN



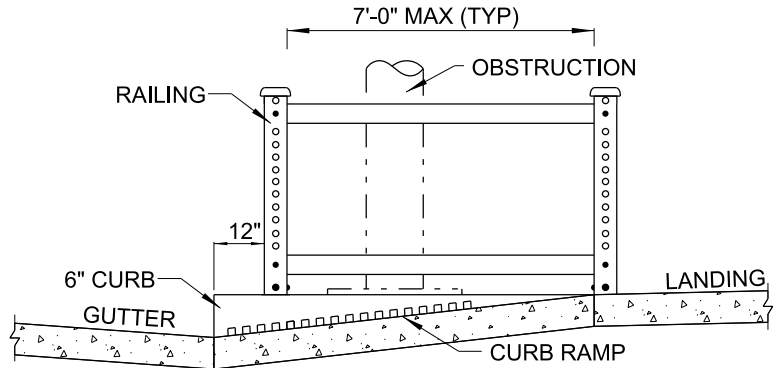
SECTION A-A

PROTECTIVE RAILING - TYPE A

NOTE:
 PROVIDE PROTECTIVE RAILING
 TYPE B TO PREVENT
 PEDESTRIAN ACCESS AT SIDE
 OF CURB RAMP.



PLAN

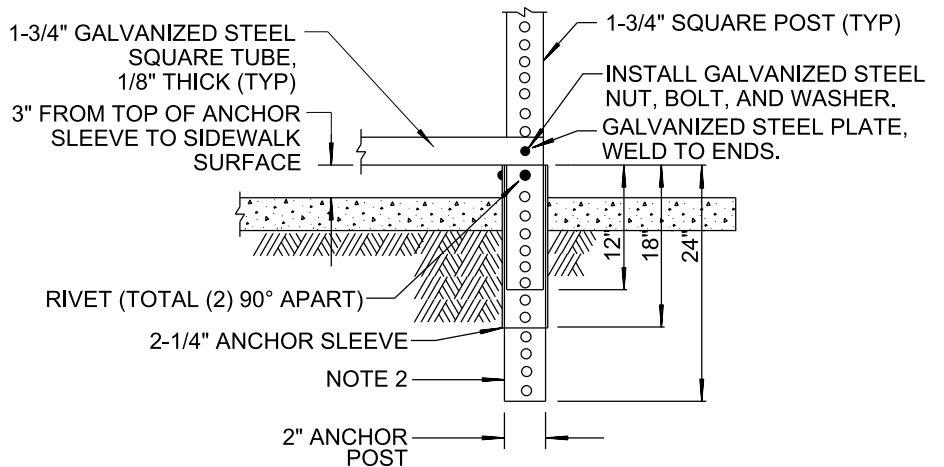


SECTION B-B

PROTECTIVE RAILING - TYPE B


NOTES:

1. POSTS TO BE SET 12" BEHIND THE FACE OF CURB.
2. IN EXISTING SIDEWALK AREA SET POSTS INTO 4" CORE BORING.
3. POSTS SHALL BE WRAPPED IN 6 MIL VISQUEEN PLASTIC PRIOR TO POURING CONCRETE OR GROUTING.
4. HORIZONTAL 1-3/4" GALVANIZED STEEL SQUARE POST TO BE MOUNTED ON THE SIDE OF THE BREAK-AWAY POSTS, OPPOSITE TO THE RAMP.



DETAIL A

LEGEND ON PLANS



REVISION	BY	APPROVED	DATE
ORIGINAL	FC	J. NAGELVOORT	02/16
REDRAFTED	CD	J. NAGELVOORT	09/18

CITY OF SAN DIEGO - STANDARD DRAWING

PROTECTIVE RAILING AT CURB RAMPS

RECOMMENDED BY THE CITY
 OF SAN DIEGO STANDARDS COMMITTEE

Chungga 9/11/18
 COORDINATOR R.C.E. 56523 DATE

DRAWING
 NUMBER

SDG-140

APPENDIX C
TIER 2 SWPPP TEMPLATE

TIER 2 CITY STORM WATER POLLUTION PREVENTION PLAN (TIER 2 SWPPP)

SW _____ - _____

STORM WATER POLLUTION PREVENTION NOTES

GENERAL SITE MANAGEMENT REQUIREMENTS

THE FOLLOWING GENERAL SITE MANAGEMENT REQUIREMENTS SHALL BE ADHERED TO THROUGHOUT THE DURATION OF THE CONSTRUCTION WORK (YEAR ROUND).

1. IN CASE EMERGENCY WORK IS REQUIRED, CONTACT: _____ FROM: _____ AT (TEL.NO.) _____.
2. DEVICES SHOWN ON CITY APPROVED PLANS SHALL NOT BE MOVED OR MODIFIED WITHOUT THE APPROVAL OF THE ENGINEERING INSPECTOR.
3. THE CONTRACTOR SHALL RESTORE ALL EROSION CONTROL DEVICES TO WORKING ORDER TO THE SATISFACTION OF THE CITY ENGINEER AFTER EACH RUN-OFF PRODUCING RAINFALL.
4. THE CONTRACTOR SHALL INSTALL ADDITIONAL EROSION CONTROL MEASURES AS MAY BE REQUIRED BY THE CITY ENGINEER DUE TO UNCOMPLETED GRADING OPERATIONS OR UNFORSEEN CIRCUMSTANCES WHICH MAY ARISE.
5. THE CONTRACTOR SHALL BE RESPONSIBLE AND SHALL TAKE NECESSARY PRECAUTIONS TO PREVENT PUBLIC TRESPASS ONTO AREAS WHERE IMPOUNDED WATERS CREATE A HAZARDOUS CONDITION.
6. GRADING AREAS AROUND THE PROJECT PERIMETER MUST DRAIN AWAY FROM THE FACE OF SLOPE AT THE CONCLUSION OF EACH WORKING DAY.
7. ALL REMOVABLE PROTECTIVE DEVICES SHALL BE IN PLACE AT THE END OF EACH WORKING DAY WHEN FIVE (5) DAY RAIN PROBABILITY FORECAST EXCEEDS FORTY PERCENT (40%), SILT AND OTHER DEBRIS SHALL BE REMOVED AFTER EACH RAINFALL.
8. ALL GRAVEL BAGS SHALL CONTAIN 3/4 INCH MINIMUM AGGREGATE.
9. ALL EXPOSED DISTURBED AREAS MUST HAVE EROSION PROTECTION BMPs PROPERLY INSTALLED. THIS INCLUDES ALL BUILDING PADS, UNFINISHED ROADS, AND SLOPES.
10. ADEQUATE PERIMETER PROTECTION BMPs MUST BE INSTALLED AND MAINTAINED AND WILL BE UPGRADED, IF NECESSARY, TO PROVIDE SUFFICIENT PROTECTION FROM RUNOFF DURING RAIN EVENTS.
11. ADEQUATE SEDIMENT CONTROL BMPs MUST BE INSTALLED AND MAINTAINED.
12. ADEQUATE BMPs TO CONTROL OFFSITE SEDIMENT TRACKING MUST BE INSTALLED AND MAINTAINED.
13. A MINIMUM OF 125% OF THE MATERIAL NEEDED TO INSTALL STANDBY BMPs TO PROTECT THE EXPOSED AREAS FROM EROSION AND PREVENT SEDIMENT DISCHARGES, MUST BE STORED ONSITE. AREAS ALREADY PROTECTED FROM EROSION USING PHYSICAL STABILIZATION OR ESTABLISHED VEGETATION STABILIZATION BMPs ARE NOT CONSIDERED TO BE "EXPOSED" FOR PURPOSES OF THIS REQUIREMENT.
14. THE OWNER/DEVELOPER/CONTRACTOR MUST FOLLOW "WEATHER TRIGGERED" ACTION PLAN AND BE ABLE TO DEPLOY STANDBY BMPs TO PROTECT THE EXPOSED PORTIONS OF THE SITE WITHIN 48 HOURS OF A PREDICTED STORM EVENT (A PREDICTED STORM EVENT IS DEFINED AS A 40% CHANCE OF RAIN WITHIN A 5-DAY NATIONAL WEATHER SERVICE FORECAST). ON REQUEST, THE OWNER/DEVELOPER/CONTRACTOR MUST PROVIDE PROOF OF THIS CAPABILITY.
15. DEPLOYMENT OF PHYSICAL OR VEGETATION EROSION CONTROL BMPs MUST COMMENCE AS SOON AS SLOPES ARE COMPLETED. THE OWNER/DEVELOPER/CONTRACTOR MAY NOT RELY ON THE ABILITY TO DEPLOY STANDBY BMP MATERIALS TO PREVENT EROSION OF SLOPES THAT HAVE BEEN COMPLETED.
16. THE AREA THAT CAN BE CLEARED, GRADED, AND LEFT EXPOSED AT ONE TIME IS LIMITED TO THE AMOUNT OF ACREAGE THAT THE CONTRACTOR CAN ADEQUATELY PROTECT PRIOR TO A PREDICTED RAIN EVENT. FOR LARGER SITES, GRADING SHOULD BE PHASED. IT MAY BE NECESSARY TO DEPLOY EROSION AND SEDIMENT CONTROL BMPs IN AREAS THAT ARE NOT COMPLETED, BUT ARE NOT ACTIVELY BEING WORKED BEFORE ADDITIONAL GRADING IS ALLOWED TO PROCEED, AT THE DISCRETION OF THE CITY INSPECTOR.
17. ALL DISTURBED AREAS THAT ARE NOT COMPLETED AND/OR NOT BEING ACTIVELY GRADED MUST BE FULLY PROTECTED FROM EROSION IF LEFT FOR 14 OR MORE DAYS. THE ABILITY TO INSTALL BMP MATERIALS IN A PROMPT MANNER IS NOT SUFFICIENT. BMPs NEED TO BE INSTALLED IN THESE AREAS.
18. BMPs MUST BE STOCKPILED AT VARIOUS LOCATION THROUGHOUT THE PROJECT SITE THROUGHOUT THE YEAR. WHENEVER THERE IS A 40% CHANCE OR GREATER OF A RAIN WITHIN A THREE (3) DAY FORECAST, THE INSPECTOR WILL VERIFY THAT BMPs ARE ADEQUATELY STOCKPILED. BMPs MUST BE STOCKPILED AND READY FOR DEPLOYMENT WHEN THERE IS 50% CHANCE OF RAIN WITHIN A 48 HOUR FORECAST. FAILURE TO COMPLY WITH THIS REQUIREMENT COULD RESULT IN THE ISSUANCE OF A STOP WORK NOTICE OR OTHER ENFORCEMENT ACTION.
19. ALL TREATMENT AND EROSION CONTROL BMPs MUST BE INSPECTED WEEKLY AND PRIOR TO A FORECASTED RAIN EVENT OF GREATER THAN 50%, AND AFTER A RAIN EVENT. IN ADDITION, TREATMENT CONTROL BMPs MUST BE SERVICED AS NEEDED THROUGHOUT THE YEAR.
20. IF SELECTED BMP FAILS DURING A RAIN EVENT, IT MUST BE REPAIRED OR IMPROVED OR REPLACED WITH AN ACCEPTABLE ALTERNATE AS SOON AS IT IS SAFE TO DO SO. THE FAILURE OF A BMP INDICATES IT WAS NOT ADEQUATE FOR THE CIRCUMSTANCES IN WHICH IT WAS USED. REPAIRS AND REPLACEMENT MUST THEREFORE PUT A MORE ROBUST BMP MEASURE IN PLACE.
21. ALL CONSTRUCTION EMPLOYEES MUST BE TRAINED ON THE IMPORTANCE OF STORM WATER POLLUTION PREVENTION AND BMP MAINTENANCE.

WEATHER TRIGGERED ACTION PLAN

THE DEVELOPER SHALL DEPLOY STANDBY BEST MANAGEMENT PRACTICE MEASURES TO COMPLETELY PROTECT THE EXPOSED PORTIONS OF THE SITE WITHIN 48 HOURS OF A PREDICTED STORM EVENT (A PREDICTED STORM EVENT IS DEFINED AS A FORECASTED, 40% CHANCE OF RAIN BY THE NATIONAL WEATHER SERVICE). IN ADDITION TO BMPs IMPLEMENTED YEAR-ROUND INCLUDING PERIMETER CONTROL, WIND EROSION CONTROL, TRACKING, NON-STORM WATER CONTROL, WASTE MANAGEMENT, AND MATERIALS POLLUTION CONTROL.

THE NATIONAL WEATHER SERVICE FORECAST SHALL BE MONITORED AND USED BY THE DEVELOPER ON A DAILY BASIS. IF PRECIPITATION IS PREDICTED (40% CHANCE OF RAIN), THEN THE NECESSARY WATER POLLUTION CONTROL PRACTICES SHALL BE DEPLOYED WITHIN 48 HOURS AND PRIOR TO THE ONSET OF THE PRECIPITATION.

THE DEPLOYMENT OF THE BMPs SHALL INCLUDE BUT NOT BE LIMITED TO GRAVEL BAGS AND SILT FENCES. A MINIMUM OF 125% OF THE MATERIAL NEEDED TO INSTALL STANDBY BEST MANAGEMENT PRACTICES MEASURES TO PROTECT THE EXPOSED AREAS FROM EROSION AND PREVENT SEDIMENT DISCHARGES MUST BE STORED ON-SITE. AREAS THAT HAVE ALREADY BEEN PROTECTED FROM EROSION USING PHYSICAL STABILIZATION OR ESTABLISHED VEGETATION STABILIZATION BMPs AS DETERMINED BY THE CITY OF CARLSBAD ARE NOT CONSIDERED TO BE "EXPOSED" FOR THE PURPOSES OF "WEATHER TRIGGERED ACTION PLAN". AN ADEQUATE SOURCE OF EQUIPMENT AND WORKERS SHALL BE AVAILABLE FOR DEPLOYMENT OF "WEATHER TRIGGERED BMPs".

EROSION CONTROL HYDROSEEDING, PLANTING AND IRRIGATION

1. ALL PERMANENT AND TEMPORARY EROSION CONTROL PLANTING AND IRRIGATION SHALL BE INSTALLED AND MAINTAINED AS REQUIRED IN SECTION 212 OF THE STANDARD SPECIFICATIONS AND THE FOLLOWING:
 - A HYDROSEEDING SHALL BE APPLIED TO:
 - 1 ALL SLOPES THAT ARE GRADED 6:1 (HORIZONTAL TO VERTICAL) OR STEEPER WHEN THEY ARE:
 - a. THREE FEET OR MORE IN HEIGHT AND ADJACENT TO PUBLIC WALL OR STREET.
 - b. ALL SLOPES 4 FEET OR MORE IN HEIGHT.
 - 2 AREAS GRADED FLATTER THAN 6:1 WHEN ANY OF THE FOLLOWING CONDITIONS EXIST:
 - a. NOT SCHEDULED FOR IMPROVEMENTS (CONSTRUCTION OR GENERAL LANDSCAPING) WITHIN 60 DAYS OF ROUGH GRADING.
 - b. IDENTIFIED BY THE PARKS AND RECREATION DIRECTOR AS HIGHLY VISIBLE TO THE PUBLIC.
 - c. HAVE ANY SPECIAL CONDITION IDENTIFIED BY THE CITY ENGINEER THAT WARRANTS IMMEDIATE TREATMENT.
 - B HYDROSEEDING AREAS SHALL BE IRRIGATED IN ACCORDANCE WITH THE FOLLOWING CRITERIA:
 - 1 ALL SLOPES THAT ARE GRADED 6:1 OR STEEPER AND THAT ARE:
 - a. THREE TO EIGHT FEET IN HEIGHT SHALL BE IRRIGATED BY HAND WATERING FROM QUICK COUPLERS/HOSE BIBS OR A CONVENTIONAL SYSTEM OF LOW PRECIPITATION SPRINKLER HEADS PROVIDING 100% COVERAGE.
 - b. GREATER THAN 8 FEET IN HEIGHT SHALL BE WATERED BY A CONVENTIONAL SYSTEM OF LOW PRECIPITATION SPRINKLER HEADS PROVIDING 100% COVERAGE.
 - 2 AREAS SLOPED LESS THAN 6:1 SHALL BE IRRIGATED AS APPROVED BY THE CITY ENGINEER. PRIOR TO HYDROSEEDING, THE DEVELOPER SHALL SUBMIT A PROPOSED SCHEME TO PROVIDE IRRIGATION TO THE CITY ENGINEER. THE PROPOSAL SHALL BE SPECIFIC REGARDING THE NUMBERS, TYPE, AND COSTS OF THE ELEMENTS OF THE PROPOSED SYSTEM.
 - 3 IRRIGATION SHALL MAINTAIN THE MOISTURE LEVEL OF THE SOIL AT THE OPTIMUM LEVEL FOR THE GRADING OF THE HYDROSEEDED GROWTH.
 - C HYDROSEEDING MIX SHALL CONSIST OF ALL OF THE FOLLOWING:
 - 1 SEED MIX SHALL CONSIST OF NO LESS THAN:
 - a. 20 lbs. PER ACRE OF ROSE CLOVER
 - b. 20 lbs PER ACRE OF ZORRO FESCUE
 - c. 3lbs PER ACRE OF E SCHOOL CIA CALIFORNICA
 - d. 4 lbs PER ACRE OF ACHILLEA MILEFOLIA
 - e. 3lbs PER ACRE OF ALYSSUM (CARPET OF SNOW)
 - f. 1/2 lb. PER ACRE IF DIMORPHOLECA
 - g. ITEMS c, d, e, AND f OF THIS SUBSECTION MAY BE OMITTED ON VISIBLE FROM EITHER A PUBLIC STREET OR RESIDENTIAL STRUCTURES.
 - h. ITEM a OF THIS SUBSECTION MUST BE INOCULATED WITH A NITROGEN FIXING BACTERIA AND APPLIED DRY EITHER BY DRILLING OR BROADCASTING BEFORE HYDROSEEDING.
 - i. ALL SEED MATERIALS SHALL BE TRANSPORTED TO THE JOBSITE IN UNOPENED CONTAINERS WITH THE CALIFORNIA DEPARTMENT OF FOOD AND AGRICULTURE CERTIFICATION TAG ATTACHED TO, OR PRINTED ON SAID CONTAINERS.
 - j. NON-PHYTO-TOXIC WETTING AGENTS MAY BE ADDED TO THE HYDROSEED SLURRY AT THE DISCRETION OF THE CONTRACTOR.
 - 2 TYPE 1 MULCH APPLIED AT THE RATE OF NO LESS THAN 2000 lbs PER ACRE. TYPE 6 MULCH (STRAW) MAY BE SUBSTITUTED, WHEN STRAW IS USED, IT MUST BE ANCHORED TO THE SLOPE BY MECHANICALLY PUNCHING NO LESS THAN 50% IF THE STRAW INTO THE SOIL.
 - 3 FERTILIZER CONSISTING OF AMMONIUM PHOSPHATE SULFATE, 16-20-0 WITH 15% SULPHUR APPLIED AT THE RATE OF 500 lbs. PER ACRE.
- D AREAS TO BE HYDROSEEDED SHALL BE PREPARED PRIOR TO HYDROSEEDING:
 - 1 ROUGHENING THE SURFACE TO BE PLANTED BY ANY OR A COMBINATION OF:
 - a. TRACK WALKING SLOPES STEEPER THAN 6:1.
 - b. HARROWING AREAS 6:1 OR FLATTER THAT ARE SUFFICIENTLY FRIABLE.
 - 2 AREAS GRADED FLATTER THAN 6:1 WHEN ANY OF THE FOLLOWING CONDITIONS EXIST:
 - a. ADJUSTING THE SURFACE SOIL MOISTURE TO PROVIDE A DAMP BUT NOT SATURATED SEED BED.
 - b. THE ADDITION OF SOIL AMENDMENTS, PH ADJUSTMENT, LEACHING COVERING SALINE SOILS TO PROVIDED VIABLE CONDITIONS FOR GROWTH.
- E HYDROSEEDING AREAS SHALL BE MAINTAINED TO PROVIDE A VIGOROUS GROWTH UNTIL THE PROJECT IS PERMANENTLY LANDSCAPED OR, FOR AREAS WHERE HYDROSEEDING IS THE PERMANENT LANDSCAPING, UNTIL THE PROJECT IS COMPLETED AND ALL BONDS RELEASED.

2. ALL SLOPES SHALL HAVE IRRIGATION INSTALLED AND BE STABILIZED, PLANTED AND/OR HYDROSEEDED WITHIN TEN (10) DAYS OF THE TIME WHEN EACH SLOPE IS BROUGHT TO GRADE AS SHOWN ON THE APPROVED GRADING PLANS.
3. SHOULD GERMINATION OF HYDROSEEDED SLOPES FAIL TO PROVIDE EFFICIENT COVERAGE OF GRADING SLOPES (90% COVERAGE) PRIOR TO OCTOBER 1, THE SLOPES SHALL BE STABILIZED BY AN APPROPRIATE EROSION CONTROL MATTING MATERIAL APPROVED BY THE PUBLIC WORKS INSPECTOR.
4. LANDSCAPING SHALL BE ACCOMPLISHED ON ALL SLOPES AND PADS AS REQUIRED BY THE CITY OF CARLSBAD LANDSCAPE MANUAL, THE LANDSCAPING PLANS FOR THIS PROJECT OR AS DIRECTED BY THE CITY ENGINEER OF PLANNING DIRECTOR.
5. THE OWNER/APPLICANT SHALL ENSURE THAT ALL CONTRACTORS SHALL COORDINATE THE WORK OF THIS CONSTRUCTION SWPPP SHOWN ON ANY GRADING PLANS, LANDSCAPE AND IRRIGATION PLANS, AND IMPROVEMENT PLANS AS REQUIRED FOR THIS PROJECT WORK.

BEST MANAGEMENT PRACTICES (BMP) SELECTION TABLE																											
Best Management Practice* (BMP) Description →	Erosion Control BMPs					Sediment Control BMPs							Tracking Control BMPs		Non-Storm Water Management BMPs			Waste Management and Materials Pollution Control BMPs									
	Preservation of Existing Vegetation	Hydroseeding	Geotextiles & Mats	Wood Mulching	Earth Dikes and Drainage Swales	Slope Drains	Silt Fence	Sediment Trap	Check Dam	Fiber Rolls	Gravel Bag Berm	Street Sweeping and Vacuuming	Sandbag Barrier	Storm Drain Inlet Protection	Stabilized Construction Ingress/Egress	Stabilized Construction Roadway	Water Conservation Practices	Power and Grinding Operations	Potable Water/Irrigation Vehicle and Equipment Cleaning	Material Delivery and Storage	Material Use	Spill Prevention and Control	Solid Waste Management	Hazardous Waste Management	Concrete Waste Management		
CASQA Designation →	EC-2	EC-4	EC-7	EC-8	EC-9	EC-11	SE-1	SE-3	SE-4	SE-5	SE-6	SE-7	SE-8	SE-10	TR-1	TR-2	NS-1	NS-3	NS-7	NS-8	WM-1	WM-2	WM-3	WM-4	WM-5	WM-6	WM-8
Construction Activity	Grading/Soil Disturbance	Trenching/Excavation	Stockpiling	Drilling/Boring	Concrete/Asphalt Sawcutting	Concrete Flatwork	Paving	Conduit/Pipe Installation	Stucco/Mortar Work	Waste Disposal	Staging/Lay Down Area	Equipment Maintenance and Fueling	Hazardous Substance Use/Storage	Dewatering	Site Access Across Dirt	Other (list):											

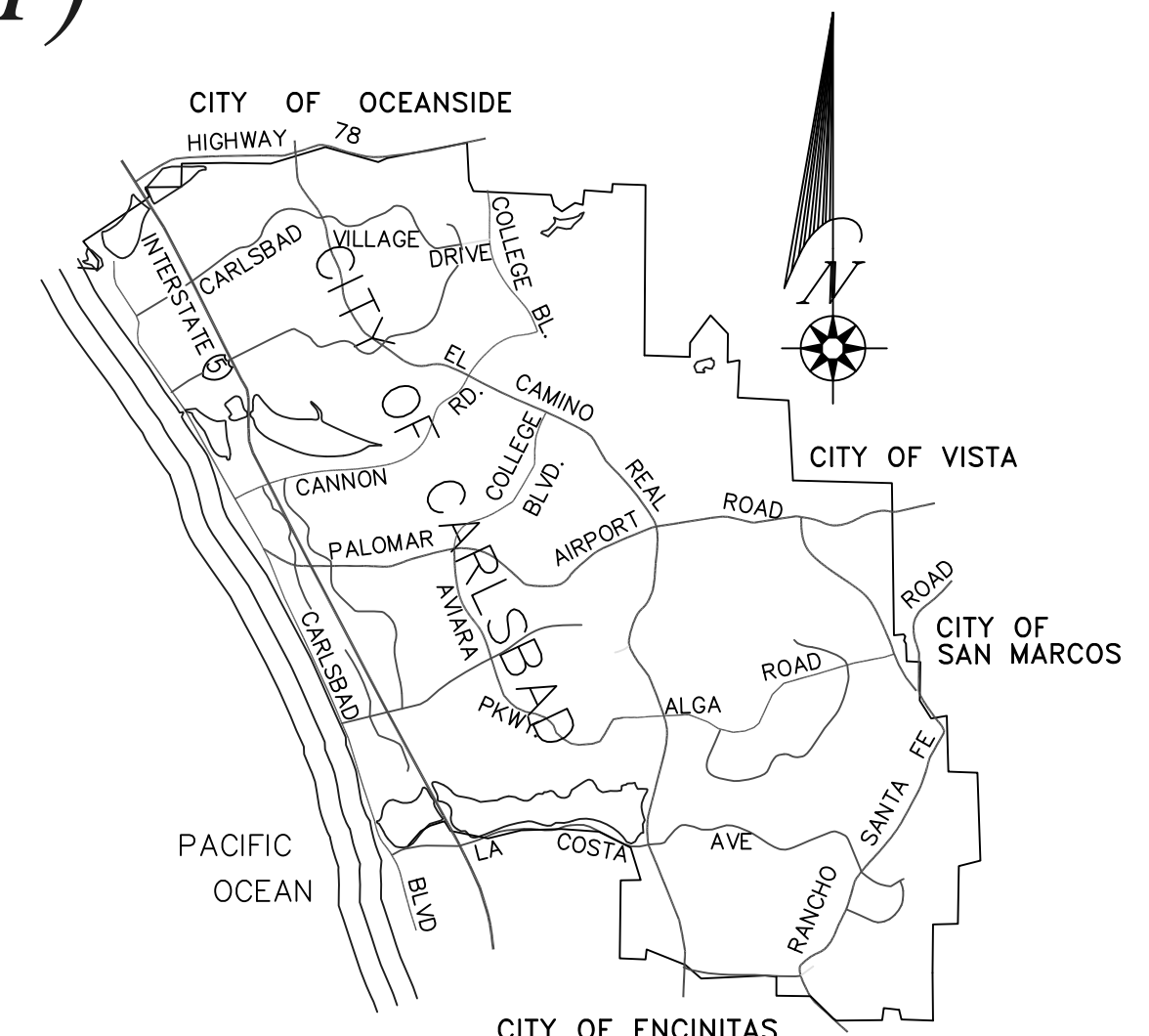
Instructions:

1. Check the box to the left of all applicable construction activity (first column) expected to occur during construction.
2. Located along the top of the BMP Table is a list of BMP's with it's corresponding California Stormwater Quality Association (CASQA) designation number. Choose one or more BMPs you intend to use during construction from the list. Check the box where the chosen activity row intersects with the BMP column.
3. Refer to the CASQA construction handbook for information and details of the chosen BMPs and how to apply them to the project.

LEGEND

(DELETE ITEMS NOT USED ON THE SITE MAP)

DESCRIPTION	SYMBOL
EC-10, VELOCITY DISSIPATION	
SE-1, SILT FENCE	
SE-5, FIBER ROLL	
SE-6, GRAVEL BAG	
TR-1, STABILIZED CONSTRUCTION ENTRANCE	
NS-8, VEHICLE AND EQUIPMENT CLEANING	NS-8
NS-9, VEHICLE AND EQUIPMENT FUELING	NS-9
NS-10, VEHICLE AND EQUIPMENT MAINTENANCE	NS-10
WM-1, MATERIAL DELIVERY AND STORAGE	WM-1
WM-2, MATERIAL USE	WM-2
WM-5, SOLID WASTE MANAGEMENT	WM-5
WM-9, SANITARY/SEPTIC WASTE MANAGEMENT	WM-9
BIORETENTION BASIN	
CONCRETE BROW DITCH	



VICINITY MAP

SHEET INDEX:

SHEET 1: TITLE SHEET
SHEET 2: EROSION CONTROL PLANS

APN: _____

SITE ADDRESS:

AREA OF DISTURBANCE

AREA OF DISTURBANCE _____ S.F.

(THIS AREA INCLUDES BUT IS NOT LIMITED TO OFF-SITE WORK INCLUDING PUBLIC IMPROVEMENTS AND TEMPORARY DISTURBANCE SUCH AS VEHICLE AND EQUIPMENT STAGING AREAS, CONSTRUCTION WORKER FOOT TRAFFIC, SOIL/GRAVEL PILES, UTILITY TRENCHES, BACKFILL CUTS AND SLOPE KEYWAYS)

CONSTRUCTION THREAT:

CONSTRUCTION THREAT TO STORM WATER QUALITY (CHECK BOX):
 HIGH MEDIUM

OWNER/APPLICANT:

NAME: _____
ADDRESS: _____
TELEPHONE NO.: _____
PROJECT NAME: _____
TITLE SHEET

EMERGENCY CONTACT:

NAME: _____
ADDRESS: _____
TELEPHONE NO.: _____

OWNER'S CERTIFICATION:

I UNDERSTAND AND ACKNOWLEDGE THAT I MUST: (1) IMPLEMENT BEST MANAGEMENT PRACTICES (BMPs) DURING CONSTRUCTION ACTIVITIES TO THE MAXIMUM EXTENT PRACTICABLE TO AVOID THE MOBILIZATION OF POLLUTANTS SUCH AS SEDIMENT AND TO AVOID THE EXPOSURE OF STORM WATER TO CONSTRUCTION RELATED POLLUTANTS; AND (2) ADHERE TO, AND AT ALL TIMES, COMPLY WITH THIS CITY APPROVED TIER 2 CONSTRUCTION SWPPP THROUGHOUT THE DURATION OF THE CONSTRUCTION ACTIVITIES UNTIL THE CONSTRUCTION WORK IS COMPLETE AND SIGNED OFF BY THE CITY OF CARLSBAD.

OWNER(S)/ OWNER'S AGENT NAME (PRINT) _____ DATE _____

OWNER(S)/ OWNER'S AGENT NAME (SIGNATURE) _____ DATE _____

NAME OF PREPARER: _____
QUALIFICATION OF PREPARER: _____
ADDRESS: _____
PHONE NO.: _____



SIGNATURE _____ R.C.E./CERT. NO. _____ LIC. EXP. DATE _____ DATE _____

SHEET 1	CITY OF CARLSBAD ENGINEERING DEPARTMENT	SHEETS 2
CITY STORM WATER POLLUTION PREVENTION PLAN (SWPPP) TIER 2		
PROJECT NAME: _____		
TITLE SHEET		
PROJECT ID	DRAWING NO.	

TIER 2 STORM WATER POLLUTION PREVENTION PLAN (SWPPP)



SHEET 2	CITY OF CARLSBAD ENGINEERING DEPARTMENT	SHEETS 2
STORM WATER POLLUTION PREVENTION PLAN (SWPPP) TIER 2		
PROJECT NAME: _____		
EROSION CONTROL PLAN		
DWN BY: _____	PROJECT NO. _____	DRAWING NO. _____
CHKD BY: _____		
RVWD BY: _____		

CONSTRUCTION PLANS FOR FY 2020-21 ADA IMPROVEMENTS PROGRAM PROJECT No. CIP 6049-21



CITY OF CARLSBAD
CARLSBAD, CALIFORNIA

CITY COUNCIL

MATT HALL – MAYOR
KEITH BLACKBURN – MAYOR PRO TEM
PRIYA BHAT-PATEL – COUNCIL MEMBER
CORI SCHUMACHER – COUNCIL MEMBER
TERESA ACOSTA – COUNCIL MEMBER

SCOTT CHADWICK
CITY MANAGER

SHEET INDEX

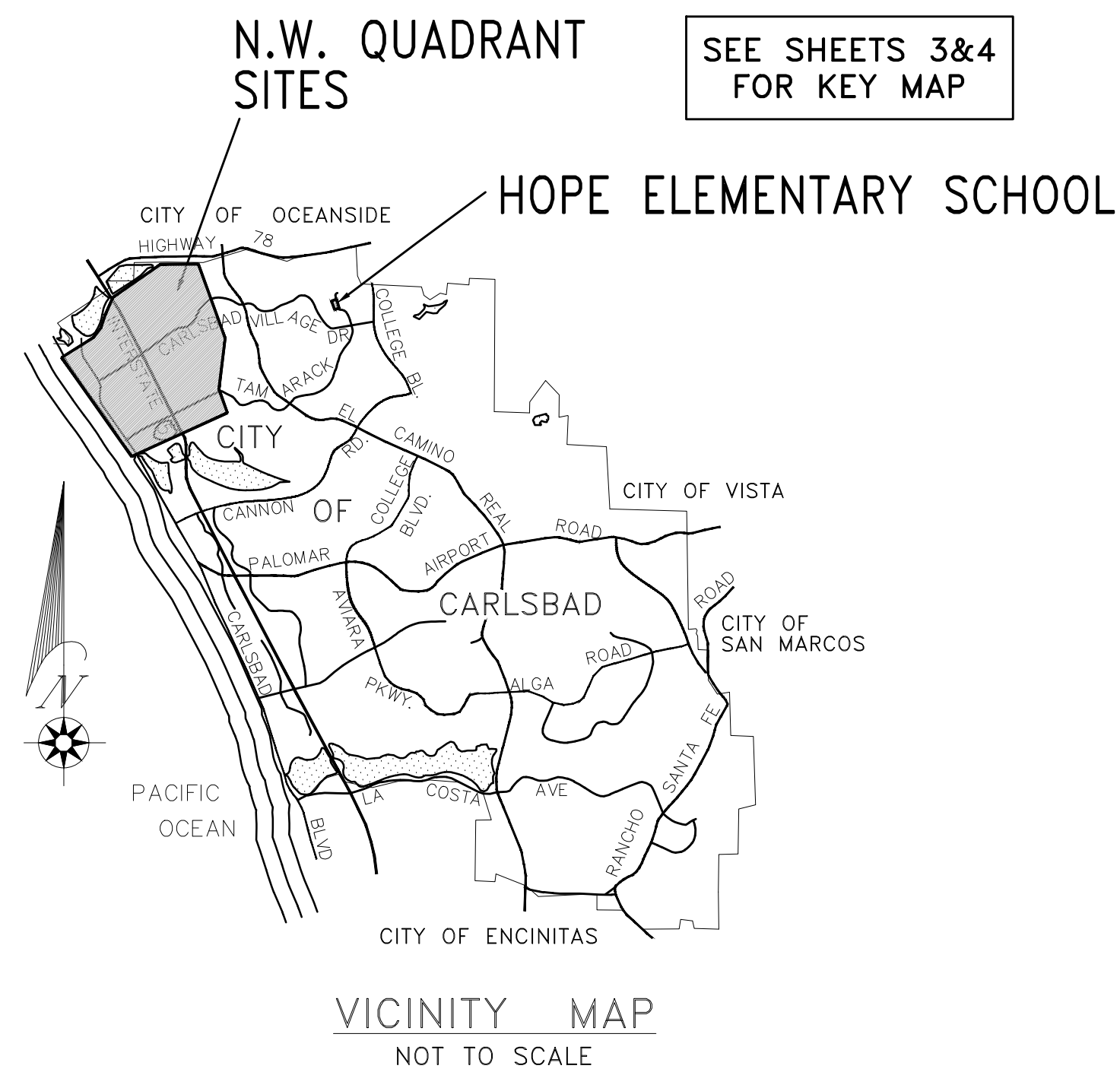
- 1 TITLE SHEET
- 2 GENERAL NOTE AND DETAILS
- 3-4 KEY MAP
- 5 CURB RAMP INDEX
- 6-28 IMPROVEMENT PLAN

LEGEND

DESCRIPTION

SYMBOL

APPROXIMATE STREET RIGHT-OF-WAY	
EXISTING CURB & GUTTER	
EXISTING SIDEWALK	
EXISTING CURB RAMP	
EXISTING STREET LIGHT/TRAFFIC SIGNAL POLE	
EXISTING FIRE HYDRANT	
EXISTING WALL (RETAINING OR FREE STANDING)	
EXISTING POWER POLE	
EXISTING FENCE	
EXISTING SIGN	
EXISTING STORM DRAIN CURB INLET. STENCIL OR STAMP PER CASQA SD-13 "NO DUMPING - DRAINS TO OCEAN"	
EXISTING CROSS-GUTTER	
EXISTING SURVEY MONUMENT SEE CONSTRUCTION NOTE 14 ON SHEET 2	
TYPE "A-1" CURB RAMP PER SDRSD G-28	
TYPE "B-1" CURB RAMP PER SDRSD G-28	
TYPE "C" CURB RAMP PER SDRSD G-29	
TYPE "D" ALLEY PED RAMP PER SDRSD G-31	
TRUNCATED DOMES PER SDRSD G-30	
CURB & GUTTER PER SDRSD G-2	
4" PCC SIDEWALK SDRSD G-7, G-10, & G-11	
2" GRIND & AC OVERLAY	
7" THICK CONCRETE @ SPANDREL TO CROSS-GUTTER PER SDRSD G-12	



DECLARATION OF RESPONSIBLE CHARGE

I HEREBY DECLARE THAT I AM THE ENGINEER OF WORK FOR THIS PROJECT, THAT I HAVE EXERCISED RESPONSIBLE CHARGE OVER THE DESIGN OF THE PROJECT AS DEFINED IN SECTION 6703 OF THE BUSINESS AND PROFESSIONS CODE, AND THAT THE DESIGN IS CONSISTENT WITH CURRENT STANDARDS.

I UNDERSTAND THAT THE CHECK OF PROJECT DRAWINGS AND SPECIFICATIONS BY THE CITY OF CARLSBAD DOES NOT RELIEVE ME AS ENGINEER OF WORK, OF MY RESPONSIBILITIES FOR PROJECT DESIGN.

FIRM: O'DAY CONSULTANTS
 ADDRESS: 2710 LOKER AVE WEST, SUITE 100
 CITY, ST.: CARLSBAD, CA 92010
 TELEPHONE: (760) 931-7700
 BY: NICHOLE FINE DATE: _____
 R.C.E. NO.: 70035
 REGISTRATION EXPIRATION DATE: _____



DESIGNED BY: N.F., E.Z.B. DATE: FEB 2020
 DRAWN BY: J.S. SCALE: AS SHOWN
 PROJECT MGR.: N.F. JOB NO.: 201005
 ENGINEER OF WORK: _____ DATE: _____
 NICHOLE A. FINE RCE: 70035



NOTE
 CONTRACTOR SHALL VERIFY THE EXACT LOCATIONS OF ALL EXISTING UTILITIES AND FACILITIES SUFFICIENTLY IN ADVANCE OF MATERIAL PROCUREMENT AND CONSTRUCTION TO ALLOW FOR ANY NECESSARY DESIGN CHANGES.

NOTE!!
 ELECTRONIC DATA FILES ARE FOR REFERENCE ONLY AND ARE NOT TO BE USED FOR HORIZONTAL OR VERTICAL SURVEY CONTROL.

"AS BUILT"

RCE _____ EXP. _____ DATE _____

REVIEWED BY: _____

INSPECTOR _____ DATE _____

SHEET 1		CITY OF CARLSBAD		SHEETS 28	
		TRANSPORTATION DEPARTMENT			
IMPROVEMENT PLANS FOR: CARLSBAD CURB RAMP IMPROVEMENTS					
TITLE SHEET					
APPROVED: _____ HOSSEIN AJIDEH					
ENGINEERING MANAGER PE 75991 EXPIRES 6/30/22 DATE _____					
DATE	INITIAL	DATE	INITIAL	DATE	INITIAL
ENGINEER OF WORK		OTHER APPROVAL		CITY APPROVAL	
REVISION DESCRIPTION					
DWN BY:	PROJECT NO.	DRAWING NO.			
CHKD BY:	CIP 6049-20	506-3A			
RVWD BY:					

FINAL SUBMITTAL

CONSTRUCTION STAGING AREAS

CONTRACTOR TO LOCATE STAGING AREAS

CONSTRUCTION STAGING NOTES

- CONTRACTOR SHALL PROVIDE SUBMITTAL WITH PLANS SHOWING ALL PROPOSED STAGING AREAS AND LAYOUTS PRIOR TO ISSUANCE OF THE NOTICE TO PROCEED.
- NO OVERNIGHT STORAGE OF EQUIPMENT, CONSTRUCTION MATERIALS, OR EXCAVATED MATERIALS (INCLUDING DEBRIS) SHALL OCCUR WITHIN NATIVE VEGETATION AREAS OR PUBLIC PARKING SPACES. STAGING AND STORAGE OF CONSTRUCTION EQUIPMENT AND MATERIALS SHALL OCCUR IN INLAND AREAS AT LEAST 50 FEET FROM COASTAL WATERS, DRAINAGE COURSES, AND STORM DRAIN INLETS. IF FEASIBLE, CONSTRUCTION IS PROHIBITED OUTSIDE OF THE DEFINED CONSTRUCTION, STAGING, AND STORAGE AREAS. STOCKPILES SHALL BE LOCATED AWAY FROM DRAINAGE COURSES, COVERED AT ALL TIMES AND CONTAINED WITH RUNOFF CONTROL MEASURES.
- STORAGE AND STAGING AREAS SHALL BE LOCATED IN A MANNER THAT HAS THE LEAST IMPACT ON VEHICULAR AND PEDESTRIAN TRAFFIC.
- STAGING SITE(S) SHALL BE REMOVED AND/OR RESTORED IMMEDIATELY FOLLOWING COMPLETION OF THE DEVELOPMENT.

STRIPING PLAN GENERAL NOTES

- THE CONTRACTOR IS RESPONSIBLE FOR INSTALLATION OF ALL SIGNING AND STRIPING.
- ALL SIGNING, STRIPING, AND PAVEMENT MARKINGS SHALL CONFORM TO THE CALIFORNIA MANUAL ON UNIFORM TRAFFIC CONTROL DEVICES (LATEST EDITION), CALTRANS STANDARD SPECIFICATIONS (LATEST EDITION), THESE PLANS, AND THE SPECIAL PROVISIONS.
- ALL SIGNING AND STRIPING IS SUBJECT TO THE APPROVAL OF THE CITY ENGINEER OR HIS REPRESENTATIVE, PRIOR TO INSTALLATION.
- ANY DEVIATION FROM THESE SIGNING AND STRIPING PLANS SHALL BE APPROVED BY THE ENGINEER OF WORK AND THE CITY ENGINEER PRIOR TO ANY CHANGE IN THE FIELD.
- ALL SIGNING AND STRIPING SHALL BE REFLECTIVE PER CALTRANS SPECIFICATIONS. STRIPING SHALL BE REPAINTED TWO WEEKS AFTER INITIAL PAINTING.
- EXACT LOCATION OF STRIPING AND STOP LIMIT LINES SHALL BE APPROVED BY THE CITY ENGINEER OR HIS REPRESENTATIVE PRIOR TO INSTALLATION.
- CONTRACTOR SHALL REMOVE ALL CONFLICTING PAINTED LINES, MARKINGS AND PAVEMENT LEGENDS BY GRINDING. DEBRIS SHALL BE PROMPTLY REMOVED BY THE CONTRACTOR.
- ALL PAVEMENT LEGENDS SHALL BE THE LATEST VERSION OF THE CALTRANS METRIC STENCILS.
- LIMIT LINES AND CROSSWALKS SHALL BE FIELD LOCATED. CROSSWALKS SHALL HAVE 10' INSIDE DIMENSION UNLESS OTHERWISE SPECIFIED.
- ALL CROSSWALKS, LIMIT LINES, STOP BARS, PAVEMENT ARROWS AND PAVEMENT LEGENDS SHALL BE THERMOPLASTIC ON AC. CONTRACTOR SHALL UTILIZE NON-THERMOPLASTIC PAINT FOR STRIPING ON CONCRETE AREAS.
- FIRE HYDRANT PAVEMENT MARKERS SHALL CONFORM TO THE CALIFORNIA MANUAL ON UNIFORM TRAFFIC CONTROL DEVICES (LATEST EDITION) AND SAN DIEGO REGIONAL STANDARD DRAWING M-19.
- TEMPORARY PAVEMENT MARKERS SHALL BE INSTALLED FOR ALL STRIPING.

CURB RAMP NOTES

- THE REMOVAL OF EXISTING CONCRETE CURB, GUTTER, SIDEWALK AND PAVEMENT FOR PEDESTRIAN RAMP INSTALLATION SHALL COMPLY WITH THE SAN DIEGO AREA REGIONAL STANDARD DRAWING G-11.
- IF OBSTRUCTIONS SUCH AS INLETS, UTILITY POLES, FIRE HYDRANTS, ETC., ARE ENCOUNTERED, THE RAMP LOCATIONS MAY BE ADJUSTED UPON APPROVAL OF THE AGENCY.
- THE RAMP SLOPES WILL BE MEASURED ABSOLUTE TO THE SIDEWALK SLOPE. ADJOINING SLOPE BEYOND THE RAMP SHALL NOT EXCEED 20:1 (5%).
- LANDING CROSS SLOPE SHALL BE 2% MAX IN BOTH DIRECTIONS.
- EDGE OF TRUNCATED DOME PANEL SHALL BE LOCATED 6" MINIMUM AND 8" MAXIMUM FROM THE GUTTER FLOWLINE.
- COUNTER SLOPES (CURB RAMP SLOPE PLUS STREET SLOPE) WHEN ADDED CANNOT EXCEED 13% WITH THE EXCEPTION OF A TYPE C2 AND C1. ADJUST THE SLOPE OF THE MAIN RAMP AND/OR STREET IF THE COUNTER SLOPE EXCEEDS 5%.
- PROVIDE A MINIMUM 4' TRANSITION BETWEEN THE CURB RAMP AND ADJACENT SIDEWALK IF THE CROSS SLOPE OF THE SIDEWALK ADJACENT TO THE CURB RAMP IS MORE THAN 2%.
- MODIFIED CURB RAMPS SHALL BE EXTENDED UP TO A MAXIMUM OF 15 LINEAL FEET TO CATCH THE REQUIRED RUNNING SLOPE. COORDINATION WITH THE RESIDENT ENGINEER IS REQUIRED PRIOR TO ANY CONSTRUCTION OR DEMOLITION.
- RETAINING CURB SHALL BE PROVIDED BEHIND THE ENTIRE CURB RETURN IF THE ADJACENT GRADE BEHIND THE SIDEWALK IS HIGHER OR LOWER THAN THE SIDEWALK/CURB RAMP SURFACE. IF HIGHER, THE HEIGHT OF THE CURB RETURN SHALL BE 2" HIGHER THAN THE ADJACENT FINISHED GRADE. IF THE GRADE IS LOWER, A 6" HIGH CONCRETE CURB SHALL BE USED. IF THE GRADE IS LOWER THAN 24", A PROTECTIVE RAILING SHALL BE PROVIDED.

DETECTABLE WARNING SURFACE (TRUNCATED DOME) NOTES

- TRUNCATED DOMES ARE A DETECTABLE WARNING SURFACE CONSISTING OF A CAST IN PLACE PREFABRICATED PANEL COMPOSED OF VITRIFIED POLYMER INCLUDING ALUMINUM OXIDE, SOUND AMPLIFYING MATERIAL SUCH AS "ARMOR-TILE" CAST-IN-PLACE TACTILE PANELS" OR APPROVED EQUAL.
- THE CONTRACTOR SHALL SUBMIT PRODUCT INFORMATION, INSTALLATION INSTRUCTIONS AND THE (2) PANEL SAMPLES (MINIMUM SIZE 6"x8" EACH) TO THE ENGINEER FOR APPROVAL PRIOR TO ORDERING OR INSTALLING MATERIALS.
- DETECTABLE WARNING SURFACE SHALL BE APPROVED IN WRITING BY THE ENGINEER PRIOR TO ORDERING.
- THE DETECTABLE WARNING SURFACE SHALL BE YELLOW CONTRASTING IN COLOR FROM THE CURB RAMP CONCRETE. THE CONTRAST SHOULD BE AT LEAST 70%. THE CONTRAST IN PERCENT IS DETERMINED BY:
 $CONTRAST = ((B1 - B2) / B1) \times 100$, WHERE
B1 = LIGHT REFLECTANCE VALUE (LRV) OF THE LIGHTER AREA
B2 = LIGHT REFLECTANCE VALUE (LRV) OF THE DARKER AREA
NOTE THAT IN ANY APPLICATION BOTH WHITE AND BLACK ARE NEVER ABSOLUTE" THUS B1 NEVER EQUALS 100 AND B2 IS ALWAYS GREATER THAN ZERO.
- A CERTIFICATE OF COMPLIANCE SHALL BE FURNISHED TO CERTIFY THAT THE DETECTABLE WARNING SURFACES CONFORM TO THE AMERICANS WITH DISABILITIES ACT ACCESSIBILITY GUIDELINES (ADAAG) AND REQUIREMENTS. THE CERTIFICATE OF COMPLIANCE SHALL INCLUDE A FIVE (5) YEAR WRITTEN MANUFACTURER'S WARRANTY.
- DURING PANEL INSTALLATION AND CONCRETE CURING THERE SHALL BE NO WALKING, LEANING OR EXTERNAL FORCES PLACED ON THE PANEL TO ROCK THE PANEL SO AS TO CAUSE A VOID BETWEEN THE PANEL AND THE CONCRETE. THE CONTRACTOR SHALL BLOCK OFF THE AREA TO PREVENT PEDESTRIAN ACCESS DURING CURING.
- THE DIAMETER OF EACH TRUNCATED DOME SHALL BE BETWEEN 50% MINIMUM AND 65% MAXIMUM OF THE BASE DIAMETER.
- FOR DETECTABLE WARNING SURFACE INSIDE THE STATE RIGHT OF WAY, REFER TO THE 2015 CALTRANS STANDARD PLANS.

CONSTRUCTION NOTES

- PROTECT IN PLACE EXISTING INFRASTRUCTURE AND ADJUST TO GRADE, UNLESS OTHERWISE STATED.
- REPLACE ASPHALT PER DETAILS AT EACH RAMP LOCATION.
- (IF APPLICABLE) ALL NEW LOOP DETECTORS TO BE TYPE "E". LOOP DETECTORS SHALL BE 6' DIAMETER WITH 10' SPACING AND POSITIONED IN THE CENTER OF THE LANE UNLESS OTHERWISE SHOWN. FRONT LOOPS SHALL HAVE FIVE (5) TURNS. ALL OTHER LOOPS SHALL HAVE THREE (3) TURNS. LOOPS SHALL BE SEALED USING HOT-MELT RUBBERIZED ASPHALT SEALANT PER CALTRANS SPECIFICATIONS. SEE CALTRANS STANDARD PLANS ES-5A AND ES-5B FOR DETECTOR LEGENDS AND DETAILS.
- THE CONTRACTOR SHALL DESIGN, CONSTRUCT, AND MAINTAIN ALL SAFETY DEVICES, AND SHALL BE SOLELY RESPONSIBLE FOR CONFORMING TO ALL LOCAL, STATE, AND FEDERAL SAFETY AND HEALTH STANDARDS, LAW, AND REGULATIONS. NEITHER THE AGENCY NOR THE ENGINEER OF WORK WILL ENFORCE SAFETY MEASURES OR REGULATIONS.
- CONTRACTOR TO MATCH THE ADJACENT SIDEWALK CONCRETE COLOR AT ALL NEW SIDEWALK PANELS AND CURB RAMPS. ALL DECORATIVE TILES, EXPOSED AGGREGATE CONCRETE, OR PANELS SHALL BE REPLACED IN KIND.
- ALL EXISTING SITE CONDITIONS TO BE DOCUMENTED PRIOR TO ANY DEMOLITION AND/OR EXCAVATION.
- CONTRACTOR TO NOTIFY THE PROPERTY OWNER BEFORE RELOCATING EXISTING TREES OR SPRINKLER HEADS ON PRIVATE OR AFFECTED PROPERTY.
- LANDSCAPE AROUND THE ENTIRE CURB RETURN SHALL BE TRIMMED SO THAT THE HEIGHT OF THE HEDGE/BUSHES SHALL NOT BE MORE THAN 24" MEASURED FROM THE WALKING SURFACE.
- CONTRACTOR TO PROTECT EXISTING WALLS BEHIND THE SIDEWALK DURING DEMOLITION AND CONSTRUCTION.
- THE LOCATIONS OF EXISTING IMPROVEMENTS AS SHOWN ON THE PLAN ARE APPROXIMATE, CONTRACTOR TO VERIFY EXACT LOCATIONS PRIOR TO CONSTRUCTION.
- STORM DRAIN INLETS SHALL REMAIN FUNCTIONAL AT ALL TIMES DURING CONSTRUCTION.
- PURSUANT TO SECTION 4216 OF THE GOVERNMENT CODE, AT LEAST 2 WORKING DAYS PRIOR TO COMMENCING ANY EXCAVATION, THE CONTRACTOR SHALL CONTACT THE REGIONAL NOTIFICATION CENTER (E.G. UNDERGROUND SERVICE ALERT OF SOUTHERN CALIFORNIA) AND OBTAIN AN INQUIRY IDENTIFICATION NUMBER.
- THE CONTRACTOR SHALL NOTIFY SDG&E AT LEAST 10 WORKING DAYS PRIOR TO EXCAVATING WITHIN 10' OF SDG&E UNDERGROUND HIGH VOLTAGE TRANSMISSION POWER LINES. (I.E., 69 KV & HIGHER)
- THE CONTRACTOR SHALL BE RESPONSIBLE FOR ANY MONUMENTATION AND/OR BENCHMARKS WHICH WILL BE DISTURBED OR DESTROYED BY CONSTRUCTION. SUCH POINTS SHALL BE REFERENCED AND REPLACED WITH APPROPRIATE MONUMENTATION BY A LICENSED LAND SURVEYOR OR A REGISTERED CIVIL ENGINEER AUTHORIZED TO PRACTICE LAND SURVEYING, A CORNER RECORD OR RECORD OF SURVEY, AS APPROPRIATE SHALL BE FILED BY THE LICENSED LAND SURVEYOR OR THE REGISTERED CIVIL ENGINEER AS REQUIRED BY THE LAND SURVEYOR'S ACT (BUSINESS & PROFESSIONS CODE 8771).
- FOR NEW CONSTRUCTION AND ALTERATIONS, CONSTRUCT CURB RAMP AND FLARE SLOPES WITH THE FLATTEST SLOPE FEASIBLE. THE MAXIMUM SLOPE ALLOWABLE IS INDICATED IN THE SAN DIEGO REGIONAL STANDARD DRAWINGS AND CITY OF CARLSBAD STANDARD DRAWING GS-32.
- CURB RAMP AND SIDE FLARE LENGTHS ARE VARIABLE AND BASED ON CURB HEIGHT AND THE SIDEWALK SLOPE.
- CONSTRUCT CURB RAMPS FLUSH TO THE ADJACENT ROADWAY. GRADE EDGE OF ROAD ELEVATIONS AT THE FLOW LINE TO ENSURE POSITIVE DRAINAGE AND PREVENT PONDING. CURB RAMP CONSTRUCTION SHALL NOT AFFECT EXISTING DRAINAGE PATTERN.
- THE CONTRACTOR IS REQUIRED TO REMOVE EXISTING MATERIAL AS NECESSARY TO DETERMINE CORRECT DEPTH OF EXISTING BASE, AND TO REMOVE ANY UNSUITABLE MATERIALS AND REPLACE WITH CLASS II (2) BASE TO THE DEPTH INDICATED ON THIS SET OF PLANS.
- PEDESTRIAN ACCESS TO THE EXISTING BUSINESSES TO BE MAINTAINED AT ALL TIMES DURING CONSTRUCTION.
- IN ACCORDANCE WITH GENERALLY ACCEPTED CONSTRUCTION PRACTICES, THE CONTRACTOR SHALL ASSUME THE SOLE AND COMPLETE RESPONSIBILITY FOR JOB SITE CONDITIONS DURING THE COURSE OF CONSTRUCTION OF THE PROJECT, INCLUDING SAFETY OF ALL PERSONS AND PROPERTY; THAT THIS REQUIREMENT SHALL BE MADE TO APPLY CONTINUOUSLY AND NOT BE LIMITED TO NORMAL WORKING HOURS, AND CONTRACTOR FURTHER AGREES TO DEFEND, INDEMNIFY AND HOLD AGENCY HARMLESS FROM ANY AND ALL LIABILITY, REAL OR ALLEGED, IN CONNECTION WITH THE PERFORMANCE OF WORK ON THIS PROJECT, EXCEPTING LIABILITY ARISING FROM THE SOLE NEGLIGENCE OF THE AGENCY.
- THE CONTRACTOR SHALL PROVIDE SAFETY BARRIERS WHERE REQUIRED TO PROTECT THE PUBLIC.
- ANY CURBS PAINTED RED FOR FIRE ACCESS THAT ARE REMOVED DURING CONSTRUCTION SHALL BE INSTALLED TO ORIGINAL LENGTH BY THE CONTRACTOR.
- CONTRACTOR SHALL MAINTAIN A CONSTRUCTION SCHEDULE THAT LIMITS IMPROVEMENTS IN THE COASTAL ZONE BETWEEN MEMORIAL DAY AND LABOR DAY. THE COASTAL ZONE IS IDENTIFIED ON THE INDEX MAPS ON SHEETS 3 AND 4.

CONTINENTAL CROSSWALK NOTES

- ALL MARKED CROSSWALKS SHALL HAVE CONTINENTAL MARKINGS UNLESS APPROVED OTHERWISE.
- MARKED CROSSWALK LOCATIONS CONSISTING OF BRICK PAVERS OR OTHER DECORATIVE PAVING SHALL BE PROVIDED WITH A LIMIT LINE ONLY.
- SIGNALIZED INTERSECTIONS SHALL BE PROVIDED WITH A MARKED CROSSWALK ACROSS EACH LEG WHERE PEDESTRIANS ARE PERMITTED TO CROSS.
- CONTINENTAL CROSSWALK MARKINGS SHALL BE ALIGNED PARALLEL TO THE DIRECTION OF VEHICULAR TRAVEL.
- LIMIT LINES SHALL BE INSTALLED A MINIMUM OF 4 FEET IN ADVANCE OF MARKED CROSSWALKS FOR THE APPROACH LANES AT ALL CONTROLLED CROSSINGS.
- MARKED CROSSWALKS SHOULD BE A MINIMUM OF 10 FEET IN WIDTH. PLACEMENT OF CONTINENTAL CROSSWALKS SHALL COMPLY WITH ACCESSIBILITY REGULATIONS PER THE MOST RECENT VERSION OF AMERICANS WITH DISABILITIES ACT (ADA) STANDARDS.
- THE CROSSWALK BETWEEN A DUAL RAMP CORNER AND A SINGLE RAMP CORNER SHALL BE AT LEAST 10 FEET WIDE AND SATISFY THE MINIMUM OF 2 FEET BEYOND THE FLARE REQUIREMENT FOR THE SINGLE RAMP.
- CONTINENTAL CROSSWALK BARS SHALL BE UNIFORM WITHIN THE SAME CROSSING. NO PARTIAL BARS SHALL BE INSTALLED.
- A CROSSWALK BAR SHALL BE CENTERED IN THE CENTER OF THE CROSSING.
CROSSWALK MARKINGS SHALL BE CALIFORNIA MANUAL ON UNIFORM TRAFFIC CONTROL DEVICES (CA-MUTCD) RETROREFLECTIVITY COMPLIANT AND SKID RESISTANT.
COLOR OF EACH CROSSWALK MARKING SHALL MATCH COLOR OF EXISTING CROSSWALK MARKING IT IS REPLACING AS DESCRIBED IN THE MUTCD MANUAL UNLESS APPROVED OTHERWISE.

BID ITEM NOTE

THE BIDS FOR THE WORK ARE INTENDED TO ESTABLISH A TOTAL COST FOR THE WORK IN ITS ENTIRETY. THE CONTRACTOR SHALL STATE THE UNIT PRICES OR THE SPECIFIC SUMS, AS THE CASE MAY BE, FOR WHICH HE PROPOSES TO SUPPLY THE LABOR, MATERIALS, SUPPLIES AND EQUIPMENT AND PERFORM THE WORK REQUIRED BY THE PLANS AND/OR THE PROJECT SPECIFICATIONS. CERTAIN PERMIT REQUIREMENTS, GENERAL PROVISIONS AND SUPPLEMENTARY GENERAL PROVISIONS, AND OTHER WORK REQUIRED IN THE CONTRACT DOCUMENTS MAY NOT BE LISTED IN THE BID SCHEDULE ARE, IN GENERAL APPLICABLE TO MORE THAN ONE LISTED BID ITEM. OTHER REQUIRED WORK MAY NOT BE LISTED AS A SEPARATE WORK ITEM IN THE BID SCHEDULE.

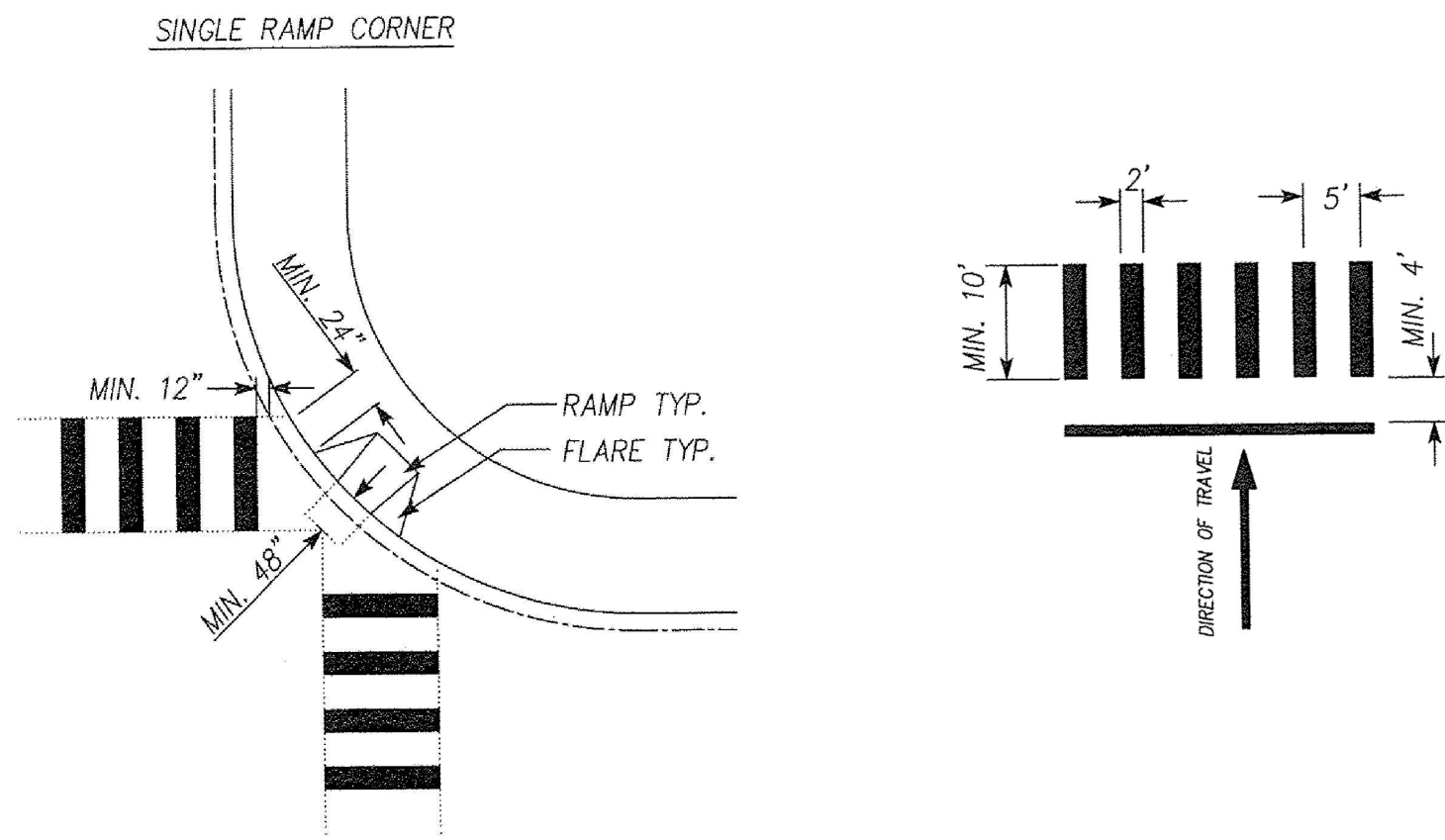
CONTRACTOR SHALL VISIT ALL PROJECT LOCATIONS TO BECOME FAMILIAR WITH THE WORK TO MEET REQUIREMENTS OF THE PLANS AND SPECIFICATIONS AND SUBMIT A COMPLETE BID. THE CONTRACTOR SHALL INCLUDE THE COST OF WORK NOT LISTED IN THE BID SCHEDULE BUT NECESSARY TO COMPLETE THE PROJECT DESIGNATED IN THE PLANS AND/OR THE PROJECT SPECIFICATIONS IN THE VARIOUS LISTED WORK ITEMS OF THE BID SCHEDULE. SHOULD THE CONTRACTOR DETERMINE THAT THE COST FOR THE WORK HAS NOT BEEN ESTABLISHED BY SPECIFIC ITEMS IN THE BID SCHEDULE, THE CONTRACTOR SHALL INCLUDE THE COST FOR THAT WORK IN THE RELATED BID ITEM SO THAT THE CONSTRUCTION COST FOR THE PROJECT REFLECTS THE TOTAL COST FOR COMPLETING THE WORK IN ITS ENTIRETY.

NOTE
CONTRACTOR SHALL VERIFY THE EXACT LOCATIONS OF ALL EXISTING UTILITIES AND FACILITIES SUFFICIENTLY IN ADVANCE OF MATERIAL PROCUREMENT AND CONSTRUCTION TO ALLOW FOR ANY NECESSARY DESIGN CHANGES.

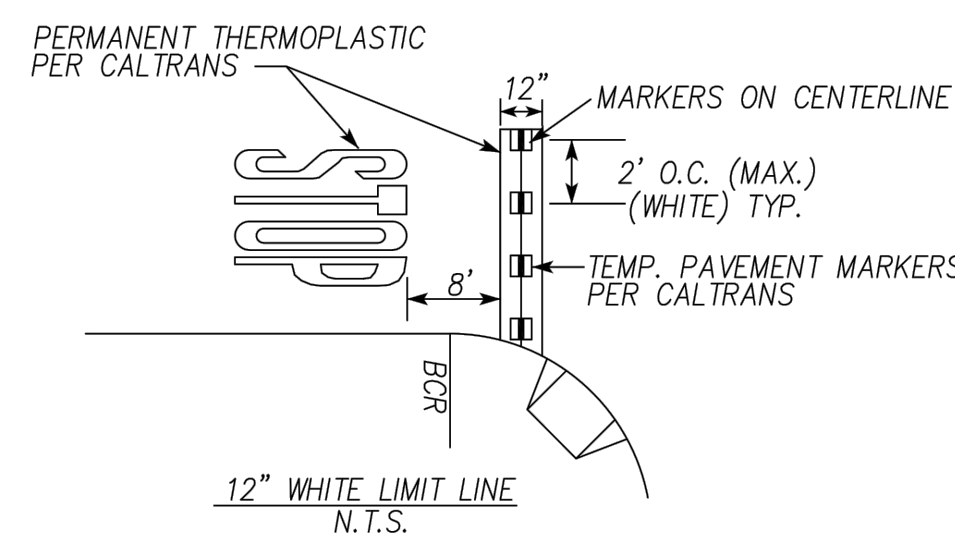
NOTE!!
ELECTRONIC DATA FILES ARE FOR REFERENCE ONLY AND ARE NOT TO BE USED FOR HORIZONTAL OR VERTICAL SURVEY CONTROL.

"AS BUILT"

RCE _____	EXP. _____	DATE _____
REVIEWED BY: _____		
INSPECTOR _____	DATE _____	



TYPICAL CONTINENTAL CROSSWALK MARKINGS
N. T. S.



PAVEMENT LEGEND DETAIL
N. T. S.

O'Day CONSULTANTS
2710 Laker Avenue West Suite 100 Carlsbad, California 92010
760-931-7100 Fax: 760-931-8680
OdayConsultants.com

Civil Engineering
Planning
Processing
Surveying

DESIGNED BY: N.F., E.Z.B. DATE: FEB 2020
DRAWN BY: J.S. SCALE: AS SHOWN
PROJECT MGR.: N.F. JOB NO.: 201005

ENGINEER OF WORK:
DATE: _____
NICHOLE A. FINE RCE: 70035

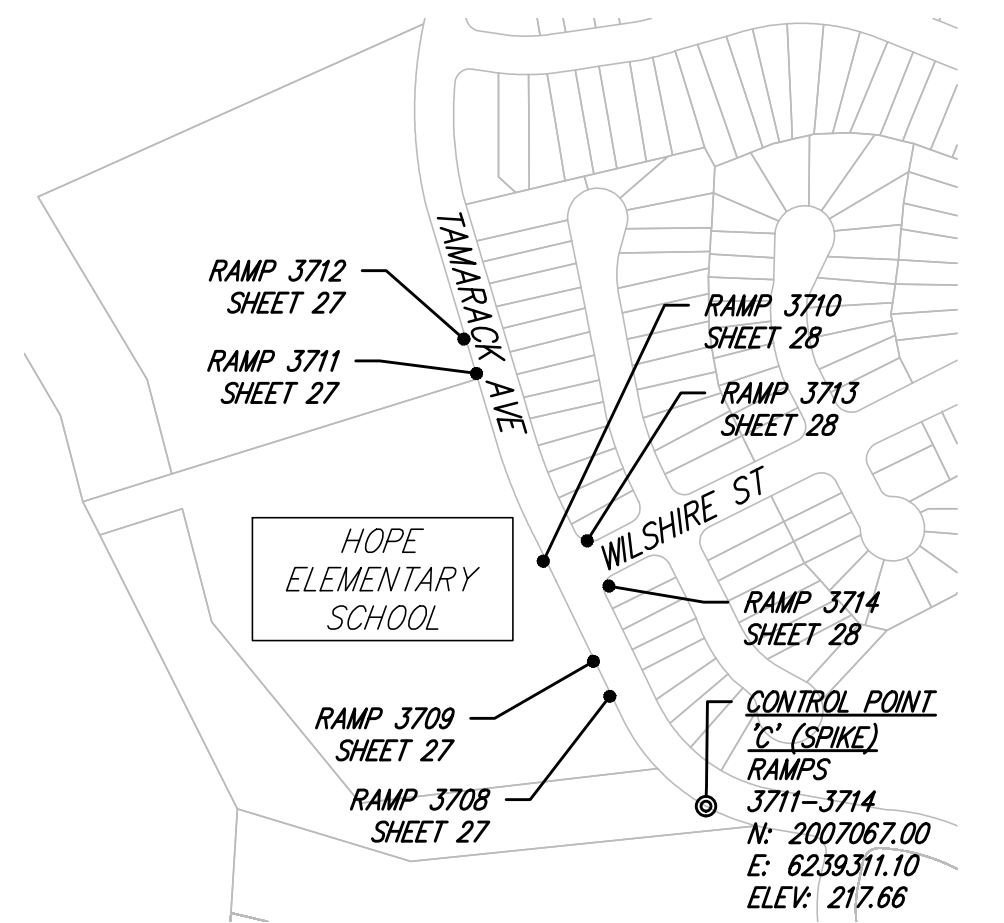


SHEET 2	CITY OF CARLSBAD	SHEETS 28
TRANSPORTATION DEPARTMENT		
IMPROVEMENT PLANS FOR: CARLSBAD CURB RAMP IMPROVEMENTS		
GENERAL NOTES		
APPROVED:	HOSSEIN AJIDEH	
ENGINEERING MANAGER PE 75991	EXPIRES 6/30/22	DATE _____
DWN BY: _____	PROJECT NO. CIP 6049-20	DRAWING NO. 506-3A
CHKD BY: _____		
RWVD BY: _____		

DATE	INITIAL	DATE	INITIAL
ENGINEER OF WORK		OTHER APPROVAL	
		CITY APPROVAL	

DATE	INITIAL	DATE	INITIAL
REVISION DESCRIPTION			

FINAL SUBMITTAL



KEY MAP - EAST
1" = 300'

NOTE:
CONTRACTOR TO SCHEDULE IMPROVEMENTS FOR RAMPS IN THE COASTAL ZONE EITHER PRIOR TO MEMORIAL DAY OR AFTER LABOR DAY.

NOTE:
RAMP NUMBERS ARE PER THE ADA TRANSITION PLAN FOR PUBLIC RIGHTS-OF-WAY, DATED JULY 2012 AND PREPARED BY KTU+H

KEY MAP - NORTH
1" = 300'

SEE SHEET 4

"AS BUILT"		
RCE _____	EXP. _____	DATE _____
REVIEWED BY: _____		
INSPECTOR _____		DATE _____

O'Day CONSULTANTS
2710 Laker Avenue West
Suite 100 Carlsbad,
California 92010
760-931-7100 Fax:
760-931-8680
OdayConsultants.com

Civil Engineering
Planning
Processing
Surveying

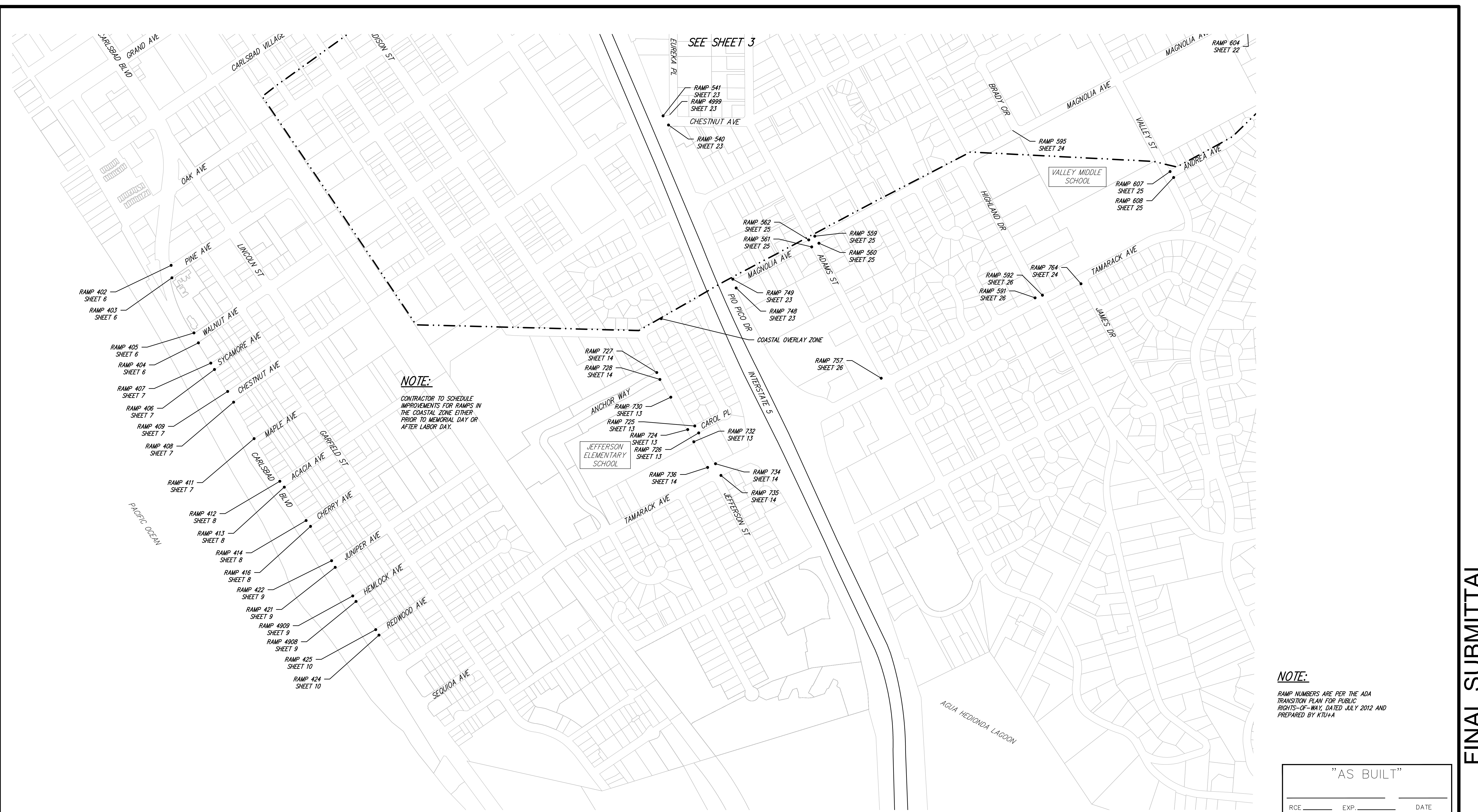
DESIGNED BY: N.F., E.Z.B. DATE: FEB 2020
DRAWN BY: J.S. SCALE: AS SHOWN
PROJECT MGR.: N.F. JOB NO.: 201005

ENGINEER OF WORK:
NICHOLE A. FINE
DATE: _____
RCE: 70035



DATE	INITIAL	REVISION DESCRIPTION	DATE	INITIAL	DATE	INITIAL

SHEET 3	CITY OF CARLSBAD TRANSPORTATION DEPARTMENT	SHEETS 28
IMPROVEMENT PLANS FOR: CARLSBAD CURB RAMP IMPROVEMENTS		
KEY MAP		
APPROVED: _____		HOSSEIN AJIDEH
ENGINEERING MANAGER PE 75991 EXPIRES 6/30/22 DATE _____		
DWN BY: _____	PROJECT NO. CIP 6049-20	DRAWING NO. 506-3A
CHKD BY: _____		
RWVD BY: _____		



NOTE:
 CONTRACTOR TO SCHEDULE
 IMPROVEMENTS FOR RAMPS IN
 THE COASTAL ZONE EITHER
 PRIOR TO MEMORIAL DAY OR
 AFTER LABOR DAY.

NOTE:
 RAMP NUMBERS ARE PER THE ADA
 TRANSITION PLAN FOR PUBLIC
 RIGHTS-OF-WAY, DATED JULY 2012 AND
 PREPARED BY KTU+A

KEY MAP - SOUTH
 1" = 300'

O'Day
 CONSULTANTS
 2710 Laker Avenue West
 Suite 100 Carlsbad,
 California 92010
 760-931-7100 Fax:
 760-931-8680
 ODayConsultants.com

DESIGNED BY: N.F., E.Z.B. DATE: FEB 2020
 DRAWN BY: J.S. SCALE: AS SHOWN
 PROJECT MGR.: N.F. JOB NO.: 201005
 ENGINEER OF WORK:
 NICHOLE A. FINE DATE: RCE: 70035



"AS BUILT"		
RCE	EXP.	DATE
REVIEWED BY:		
INSPECTOR	DATE	

SHEET 4	CITY OF CARLSBAD TRANSPORTATION DEPARTMENT	SHEETS 28
IMPROVEMENT PLANS FOR: CARLSBAD CURB RAMP IMPROVEMENTS		
KEY MAP		
APPROVED: HOSSEIN AJIDEH		
ENGINEERING MANAGER PE 75991 EXPIRES 6/30/22 DATE		
DWN BY:	PROJECT NO.	DRAWING NO.
CHKD BY:	CIP 6049-20	506-3A
RWVD BY:		

FINAL SUBMITTAL

RAMP #	SHEET #	STREET NAME	EXISTING RAMP TYPE	NEW/REPLACEMENT RAMP TYPE
402	6	CARLSBAD BLVD & PINE AVE	A	A-1
403	6	CARLSBAD BLVD & PINE AVE	A	A-1
404	6	CARLSBAD BLVD & WALNUT AVE	A	A-1
405	6	CARLSBAD BLVD & WALNUT AVE	A	C
406	7	CARLSBAD BLVD & SYCAMORE AVE	A	A-1
407	7	CARLSBAD BLVD & SYCAMORE AVE	A	A-1
408	7	CARLSBAD BLVD & CHESTNUT AVE	A	A-1
409	7	CARLSBAD BLVD & CHESTNUT AVE	A	A-1
411	7	CARLSBAD BLVD & MAPLE AVE	A	A-1
412	8	CARLSBAD BLVD & ACACIA AVE	A	A-1
413	8	CARLSBAD BLVD & ACACIA AVE	A	A-1
414	8	CARLSBAD BLVD & CHERRY AVE	A	A-1
416	8	CARLSBAD BLVD & CHERRY AVE	A	A-1
421	9	CARLSBAD BLVD & JUNIPER AVE	A	A-1
422	9	CARLSBAD BLVD & JUNIPER AVE	A	A-1
4908	9	CARLSBAD BLVD & HEMLOCK AVE	A	A-1
4909	9	CARLSBAD BLVD & HEMLOCK AVE	A	A-1
424	10	CARLSBAD BLVD & REDWOOD AVE	A	A-1
425	10	CARLSBAD BLVD & REDWOOD AVE	A	A-1
186	11	STATE ST & CHRISTIANSEN AVE	A	A-1
264	12	CARLSBAD VILLAGE DR	D	D
265	12	CARLSBAD VILLAGE DR	D	D
269	12	CARLSBAD VILLAGE DR	D	D
65	12	LAS FLORES DR & PIO PICO DR	A	N/A
121	12	LAS FLORES DR & PIO PICO DR	A	C (MODIFIED)
133	12	LAS FLORES DR & PIO PICO DR	A	N/A
724	13	JEFFERSON ST & CAROL PL	B	B-1
725	13	JEFFERSON ST & CAROL PL	A	A-1
726	13	JEFFERSON ST & CAROL PL	A	A-1
730	13	JEFFERSON ST ENTRANCE TO SCHOOL	D	D
732	13	JEFFERSON ST EXIT FROM SCHOOL	D	D
727	14	JEFFERSON ST & ANCHOR WAY	A	A-1
728	14	JEFFERSON ST & ANCHOR WAY	A	A-1
734	14	JEFFERSON ST & TAMARACK AVE	A	A-1
735	14	JEFFERSON ST & TAMARACK AVE	A	A-1
736	14	JEFFERSON ST & TAMARACK AVE	A	A-1
27	15	CARLSBAD VILLAGE DR & MONROE ST	A	A-1
494	15	CARLSBAD VILLAGE DR & HIGHLAND DR	C	N/A
495	15	CARLSBAD VILLAGE DR & HIGHLAND DR	A	N/A
145	16	CARLSBAD VILLAGE DR & VALLEY ST	A	C
146	16	CARLSBAD VILLAGE DR & VALLEY ST	A	C
4435	16	CARLSBAD VILLAGE DR & VALLEY ST	C	C
4436	16	CARLSBAD VILLAGE DR & VALLEY ST	A	A-1
520	16	BASSWOOD AVE & MONROE ST	A	A-1

RAMP #	SHEET #	STREET NAME	EXISTING RAMP TYPE	NEW/REPLACEMENT RAMP TYPE
521	16	BASSWOOD AVE & MONROE ST	A	A-1
522	16	BASSWOOD AVE & MONROE ST	A	A-1
507	17	BASSWOOD AVE & VALLEY ST	C	C
508	17	BASSWOOD AVE & VALLEY ST	A	C
510	17	BASSWOOD AVE & VALLEY ST	C	C
537	17	PIO PICO DR & PINE AVE	A	A-1
547	17	PIO PICO DR & PINE AVE	D	D
129	18	PIO PICO DR & LAGUNA DR	C	C
130	18	PIO PICO DR & CARLSBAD VILLAGE DR	A	A-1
131	18	PIO PICO DR & CARLSBAD VILLAGE DR	A	A-1
542	19	PINE AVE & BASSWOOD AVE	D	D
543	19	PINE AVE & BASSWOOD AVE	A	A-1
545	19	BASSWOOD AVE & EUREKA PL	C	C
546	19	BASSWOOD AVE & EUREKA PL	A	C
4437	20	MONROE ST & GAYLE WAY	A	A-1
4438	20	MONROE ST & GAYLE WAY	A	A-1
528	20	MONROE ST & CHESTNUT AVE	A	A-1
529	20	MONROE ST & CHESTNUT AVE	A	A-1
530	20	MONROE ST & CHESTNUT AVE	A	C
515	21	CHESTNUT AVE & VALLEY ST	C	C
516	21	CHESTNUT AVE & VALLEY ST	C	C
578	21	CHESTNUT AVE & DONNA DR	A	A-1
579	21	CHESTNUT AVE & DONNA DR	A	A-1
604	22	MAGNOLIA AVE & MONROE ST	A	A-1
606	22	MAGNOLIA AVE & MONROE ST	B	B-1
576	22	CHESTNUT AVE & MARJORIE LN	C	C
577	22	CHESTNUT AVE & MARJORIE LN	C	C
540	23	PIO PICO DR & CHESTNUT AVE	A	A-1
541	23	PIO PICO DR & CHESTNUT AVE	A	A-1
748	23	PIO PICO DR & MAGNOLIA AVE	A	A-1
749	23	PIO PICO DR & MAGNOLIA AVE	A	A-1
4999	23	CHESTNUT AVE & EUREKA PL	A	A-1
595	24	MAGNOLIA AVE & BRADY CIR	A	A-1
764	24	TAMARACK AVE & JAMES DR	A	A-1
559	25	MAGNOLIA AVE & ADAMS ST	A	A-1
560	25	MAGNOLIA AVE & ADAMS ST	D	D
561	25	MAGNOLIA AVE & ADAMS ST	A	A-1
562	25	MAGNOLIA AVE & ADAMS ST	D	D
607	25	VALLEY ST & ANDREA AVE	A	A-1
608	25	VALLEY ST & ANDREA AVE	A	A-1
591	26	TAMARACK AVE & HIGHLAND DR	A	A-1
592	26	TAMARACK AVE & HIGHLAND DR	A	C
757	26	TAMARACK AVE & ADAMS ST	A	A-1
3708	27	TAMARACK AVE AT HOPE ELEMENTARY EXIT	A	A-1
3709	27	TAMARACK AVE AT HOPE ELEMENTARY EXIT	A	A-1
3711	27	TAMARACK AVE AT HOPE ELEMENTARY ENTRANCE	A	A-1
3712	27	TAMARACK AVE AT HOPE ELEMENTARY ENTRANCE	A	A-1
3710	28	TAMARACK AVE & WILSHIRE ST	B	B-1
3713	28	TAMARACK AVE & WILSHIRE ST	A	C
3714	28	TAMARACK AVE & WILSHIRE ST	A	A-1

NOTE:
RAMP NUMBERS ARE PER THE ADA TRANSITION PLAN FOR PUBLIC RIGHTS-OF-WAY, DATED JULY 2012 AND PREPARED BY KTU+A

CURB RAMP INDEX

2710 Laker Avenue West
Suite 100 Carlsbad,
California 92010
760-931-7100 Fax:
760-931-8680
OdayConsultants.com

Civil Engineering
Planning
Processing
Surveying

DESIGNED BY: N.F., E.Z.B. DATE: FEB 2020
 DRAWN BY: J.S. SCALE: AS SHOWN
 PROJECT MGR.: N.F. JOB NO.: 201005
 ENGINEER OF WORK:
 NICHOLE A. FINE DATE: _____ RCE: 70035



DATE	INITIAL	REVISION DESCRIPTION	DATE	INITIAL	DATE	INITIAL	DATE	INITIAL

"AS BUILT"

RCE _____ EXP. _____ DATE _____

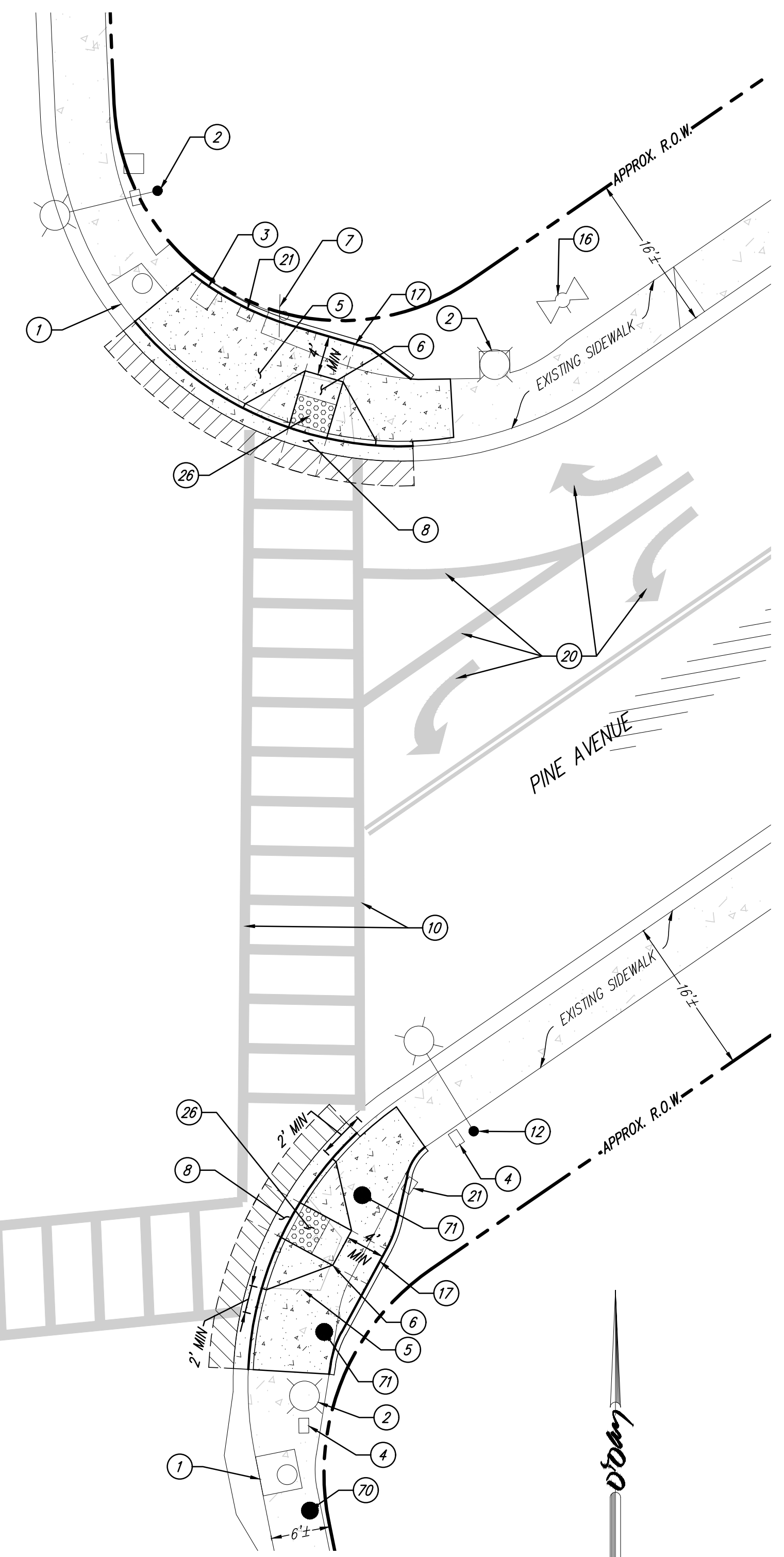
REVIEWED BY: _____

INSPECTOR _____ DATE _____

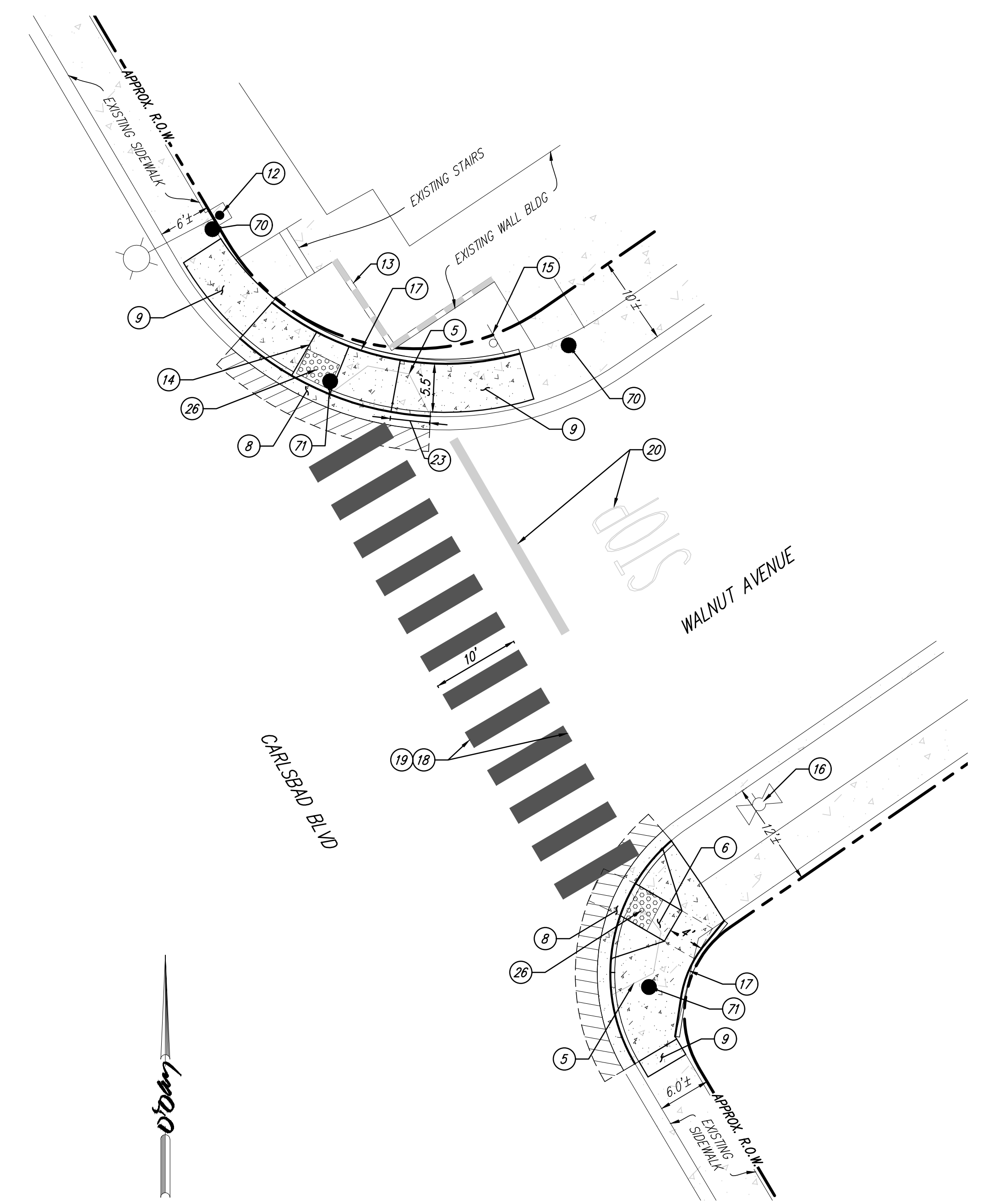
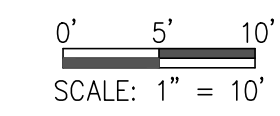
SHEET **5** SHEETS **28**
 CITY OF CARLSBAD
 TRANSPORTATION DEPARTMENT
 IMPROVEMENT PLANS FOR:
CARLSBAD CURB RAMP IMPROVEMENTS
 CURB RAMP INDEX
 APPROVED: _____ HOSSEIN AJIDEH
 ENGINEERING MANAGER PE 75991 EXPIRES 6/30/22 DATE _____
 DWN BY: _____ PROJECT NO. **CIP 6049-20** DRAWING NO. **506-3A**
 CHKD BY: _____
 RVWD BY: _____

CONSTRUCTION NOTES:

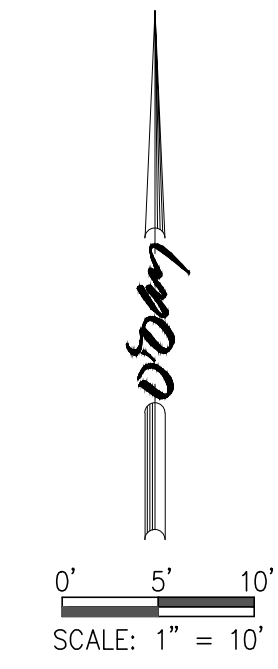
- 1 EXISTING CURB INLET. PROTECT IN PLACE. STENCIL OR STAMP CURB INLET PER CASQA SD-13. "NO DUMPING - DRAINS TO OCEAN"
- 2 EXISTING TRAFFIC SIGNAL POLE. PROTECT IN PLACE
- 3 EXISTING ELECTRICAL CABINET. PROTECT IN PLACE
- 4 EXISTING PULLBOX. PROTECT IN PLACE
- 5 REMOVE EXISTING NON-COMPLIANT CURB RAMP. SAWCUT TO NEAREST JOINT.
- 6 CONSTRUCT TYPE "A-1" CURB RAMP PER SDRSD G-28 ON TOP OF 6" CLASS II AGGREGATE BASE, IF EXISTING BASE MATERIAL IS UNSUITABLE. SEE SHEET 2 CONSTRUCTION NOTE 18.
- 7 RELOCATE EXISTING SIGN.
- 8 MAXIMUM CROSS-SLOPE OF ADJOINING GUTTER PAN AND A.C. ROAD SURFACE IMMEDIATELY ADJACENT TO BOTTOM OF THE RAMP SHALL NOT EXCEED 5% WITHIN 4'-0" AREA OF BOTTOM LANDING.
- 9 INSTALL 4" PCC SIDEWALK PER SDRSD G-7. TRANSITION WALKWAY TO MATCH EXISTING SIDEWALK AT NEAREST JOINT.
- 10 EXISTING CROSSWALK STRIPING TO REMAIN
- 11 EXISTING CURB RAMP TO REMAIN.
- 12 EXISTING STREET LIGHT TO REMAIN. PROTECT IN PLACE.
- 13 EXISTING WALL TO REMAIN. PROTECT IN PLACE.
- 14 CONSTRUCT TYPE "C" CURB RAMP PER SDRSD G-29 ON TOP OF 6" CLASS II AGGREGATE BASE, IF EXISTING BASE MATERIAL IS UNSUITABLE. SEE SHEET 2 CONSTRUCTION NOTE 18.
- 15 EXISTING SIGN TO REMAIN. PROTECT IN PLACE.
- 16 EXISTING FIRE HYDRANT TO REMAIN. PROTECT IN PLACE.
- 17 INSTALL MONOLITHIC RETAINING CURB OF VARIABLE HEIGHT, 2" ABOVE ADJACENT EXISTING GRADE.
- 18 INSTALL CONTINENTAL CROSS-WALK STRIPING PER NOTES AND DETAIL ON SHEET 2 OF THESE IMPROVEMENT PLANS.
- 19 PAVEMENT MARKINGS, STRIPING & SIGNAGE SHALL CONFORM TO THE LATEST EDITION OF THE CALIFORNIA MANUAL ON UNIFORM TRAFFIC CONTROL DEVICES (CA MUTCD) AND CITY OF CARLSBAD STANDARD DRAWINGS.
- 20 EXISTING LIMIT BAR STRIPING AND PAVEMENT MARKINGS TO REMAIN, PROTECT IN PLACE.
- 21 REPLACE EXISTING PULLBOX.
- 22 CONSTRUCT TYPE "G" 6" CURB & GUTTER OVER 6" CLASS 2 AGGREGATE BASE PER SDRSD G-2, IF EXISTING BASE MATERIAL IS UNSUITABLE. SEE SHEET 2 CONSTRUCTION NOTE 18.
- 26 INSTALL 4'X3' TRUNCATED DOMES, DETECTABLE WARNING TILES (DWT) PER SDRSD G-30.
- 70 EXISTING SURVEY MONUMENT PROTECT IN PLACE.
- 71 EXISTING SURVEY MONUMENT TO BE REPLACED. CONTRACTOR TO TIE OUT EXISTING MONUMENT VIA SURVEY AND PREPARE PRE- AND POST CONSTRUCTION CORNER RECORD. SEE CONSTRUCTION NOTE 14 ON SHEET 2.



CARLSBAD BLVD & PINE AVE
 N.E. CORNER - RAMP #402
 S.E. CORNER - RAMP #403
 SCALE: 1" = 10'



CARLSBAD BLVD & WALNUT AVE
 N.E. CORNER - RAMP #405
 S.E. CORNER - RAMP #404
 SCALE: 1" = 10'



NOTE!!
 ELECTRONIC DATA FILES ARE FOR REFERENCE ONLY AND ARE NOT TO BE USED FOR HORIZONTAL OR VERTICAL SURVEY CONTROL.

NOTE
 CONTRACTOR TO VERIFY THE EXACT LOCATION OF EXISTING UTILITIES IN THE FIELD PRIOR TO CONSTRUCTION!

O'Day CONSULTANTS
 2710 Laker Avenue West
 Suite 100 Carlsbad,
 California 92010
 760-931-7700 Fax:
 760-931-8680
 ODayConsultants.com

Civil Engineering
 Planning
 Processing
 Surveying

DESIGNED BY: N.F., E.Z.B. DATE: FEB 2020
 DRAWN BY: J.S. SCALE: AS SHOWN
 PROJECT MGR.: N.F. JOB NO.: 201005

ENGINEER OF WORK:
 NICHOLE A. FINE DATE: RCE: 70035



DATE	INITIAL	REVISION DESCRIPTION	DATE	INITIAL	DATE	INITIAL

"AS BUILT"

RCE _____ EXP. _____ DATE _____

REVIEWED BY: _____

INSPECTOR _____ DATE _____

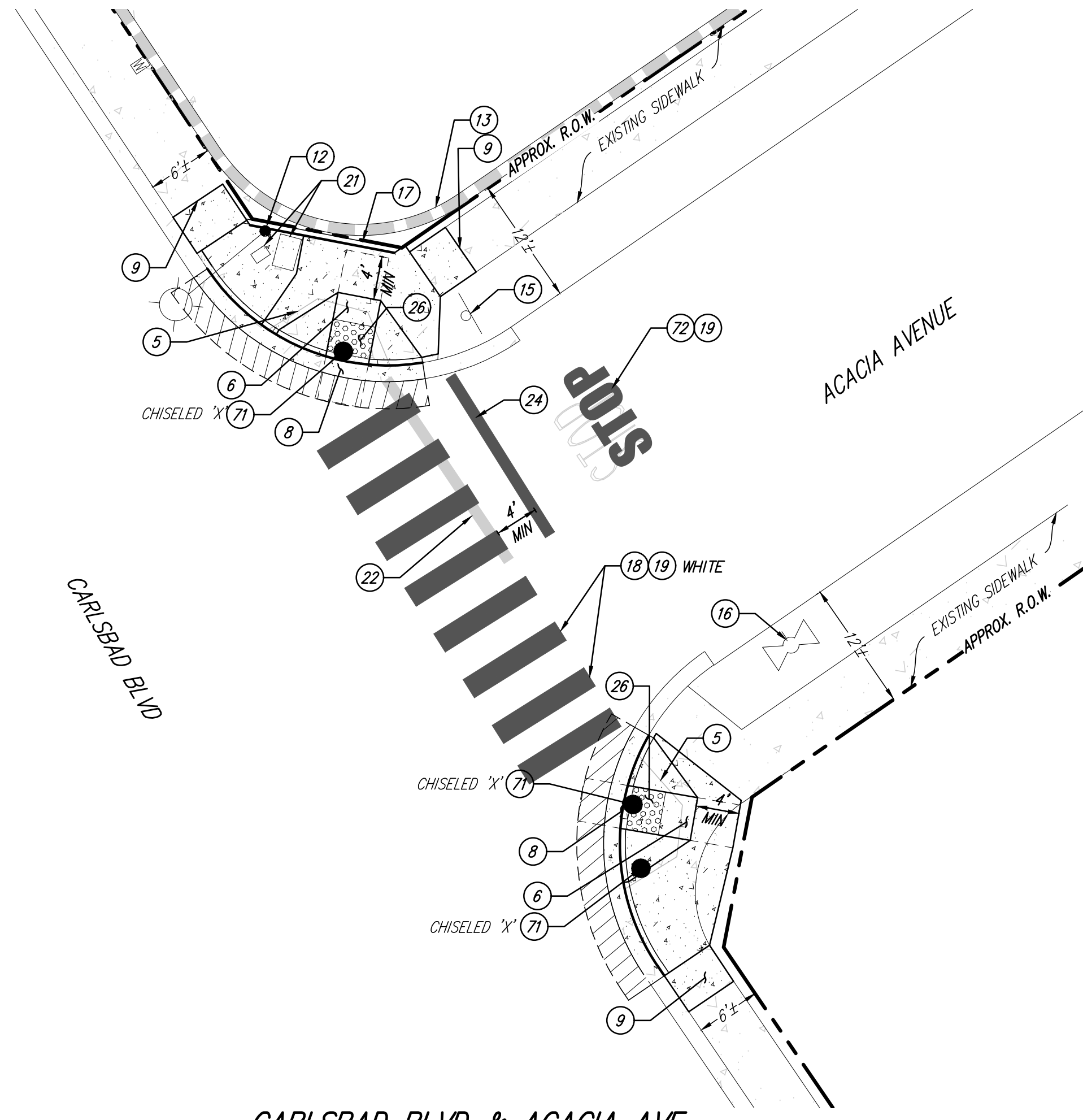
SHEET 6 CITY OF CARLSBAD TRANSPORTATION DEPARTMENT SHEETS 28

IMPROVEMENT PLANS FOR:
CARLSBAD CURB RAMP IMPROVEMENTS
 CARLSBAD BLVD & PINE AVE
 CARLSBAD BLVD & WALNUT AVE

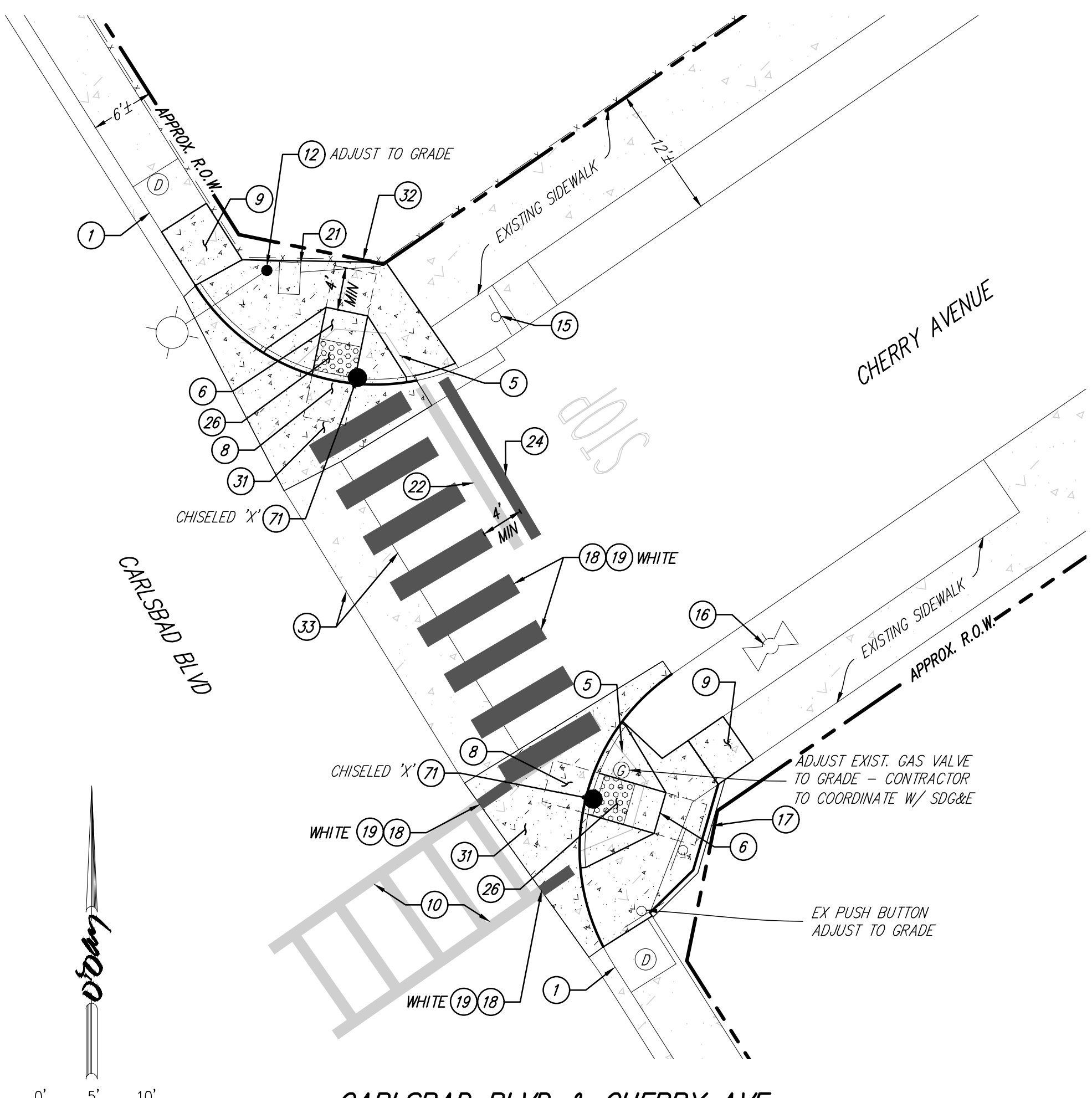
APPROVED: _____ HOSSEIN AJIDEH
 ENGINEERING MANAGER PE 75991 EXPIRES 6/30/22 DATE _____

DWN BY: _____ PROJECT NO. CIP 6049-20
 CHKD BY: _____ DRAWING NO. 506-3A
 RVWD BY: _____

FINAL SUBMITTAL



CARLSBAD BLVD & ACACIA AVE
 N.E. CORNER - RAMP #412
 S.E. CORNER - RAMP #413
 SCALE: 1" = 10'



CARLSBAD BLVD & CHERRY AVE
 N.E. CORNER - RAMP #414
 S.E. CORNER - RAMP #416
 SCALE: 1" = 10'

CONSTRUCTION NOTES:

- 1 EXISTING CURB INLET. PROTECT IN PLACE. STENCIL OR STAMP CURB INLET PER CASDA SD-13. "NO DUMPING - DRAINS TO OCEAN"
- 5 REMOVE EXISTING NON-COMPLIANT CURB RAMP. SAWCUT TO NEAREST JOINT.
- 6 CONSTRUCT TYPE 'A-1' CURB RAMP PER SDRSD G-28 ON TOP OF 6" CLASS II AGGREGATE BASE, IF EXISTING BASE MATERIAL IS UNSUITABLE. SEE SHEET 2 CONSTRUCTION NOTE 18.
- 8 MAXIMUM CROSS-SLOPE OF ADJOINING GUTTER PAN AND A.C. ROAD SURFACE IMMEDIATELY ADJACENT TO BOTTOM OF THE RAMP SHALL NOT EXCEED 5% WITHIN 4'-0" AREA OF BOTTOM LANDING.
- 9 INSTALL 4" PCC SIDEWALK PER SDRSD G-7. TRANSITION WALKWAY TO MATCH EXISTING SIDEWALK AT NEAREST JOINT.
- 10 EXISTING CROSSWALK STRIPING TO REMAIN.
- 12 EXISTING STREET LIGHT TO REMAIN, PROTECT IN PLACE.
- 13 EXISTING WALL TO REMAIN, PROTECT IN PLACE.
- 15 EXISTING SIGN TO REMAIN, PROTECT IN PLACE.
- 16 EXISTING FIRE HYDRANT TO REMAIN, PROTECT IN PLACE.
- 17 INSTALL 6" MONOLITHIC RETAINING CURB OF VARIABLE HEIGHT, 2" ABOVE ADJACENT EXISTING GRADE.
- 18 INSTALL CONTINENTAL CROSS-WALK STRIPING PER NOTES AND DETAIL ON SHEET 2 OF THESE IMPROVEMENT PLANS.
- 19 PAVEMENT MARKINGS, STRIPING & SIGNAGE SHALL CONFORM TO THE LATEST EDITION OF THE CALIFORNIA MANUAL ON UNIFORM TRAFFIC CONTROL DEVICES (CA MUTCD) AND CITY OF CARLSBAD STANDARD DRAWINGS.
- 21 REPLACE EXISTING PULLBOX.
- 22 GRIND EXISTING CONFLICTING STRIPING.
- 24 INSTALL 12" THICK WHITE THERMOPLASTIC STRIPING FOR LIMIT LINE AT STOP BAR.
- 26 INSTALL 4'x3' TRUNCATED DOMES, DETECTABLE WARNING TILES (DWT) PER SDRSD G-30.
- 31 CONSTRUCT PORTION OF CONCRETE CROSS-GUTTER AND/OR SPANDEL PER SDRSD G-12. CROSS-SLOPE IMMEDIATELY ADJACENT TO BOTTOM OF RAMP SHALL NOT EXCEED 5% WITHIN 4'-0" AREA OF BOTTOM LANDING.
- 32 EXISTING FENCE TO REMAIN, PROTECT IN PLACE.
- 33 EXISTING CROSS-GUTTER TO REMAIN, UNLESS OTHERWISE NOTED.
- 71 EXISTING SURVEY MONUMENT TO BE REPLACED, CONTRACTOR TO TIE OUT EXISTING MONUMENT VIA SURVEY AND PREPARE PRE- AND POST CONSTRUCTION CORNER RECORD. SEE CONSTRUCTION NOTE 14 ON SHEET 2.
- 72 INSTALL PAVEMENT LEGEND PER DETAIL ON SHEET 2.

NOTE!!
 ELECTRONIC DATA FILES ARE FOR REFERENCE ONLY AND ARE NOT TO BE USED FOR HORIZONTAL OR VERTICAL SURVEY CONTROL.

NOTE
 CONTRACTOR TO VERIFY THE EXACT LOCATION OF EXISTING UTILITIES IN THE FIELD PRIOR TO CONSTRUCTION!

O'Day CONSULTANTS
 2710 Laker Avenue West
 Suite 100 Carlsbad,
 California 92010
 760-931-7100 Fax:
 760-931-8680
 ODayConsultants.com

Civil Engineering
 Planning
 Processing
 Surveying

DESIGNED BY: N.F., E.Z.B. DATE: FEB 2020
 DRAWN BY: J.S. SCALE: AS SHOWN
 PROJECT MGR.: N.F. JOB NO.: 201005

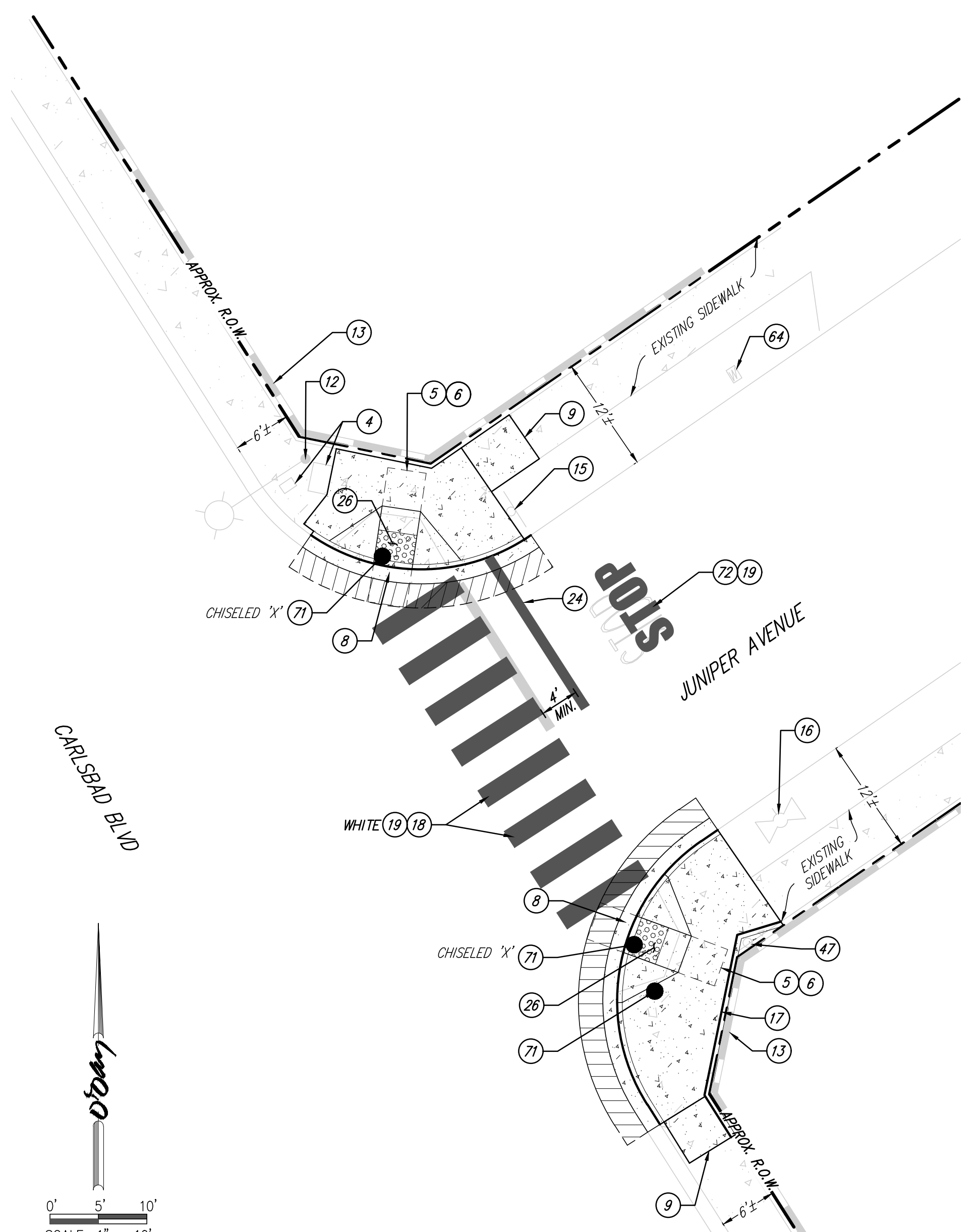
ENGINEER OF WORK:
 NICHOLE A. FINE
 DATE: RCE: 70035



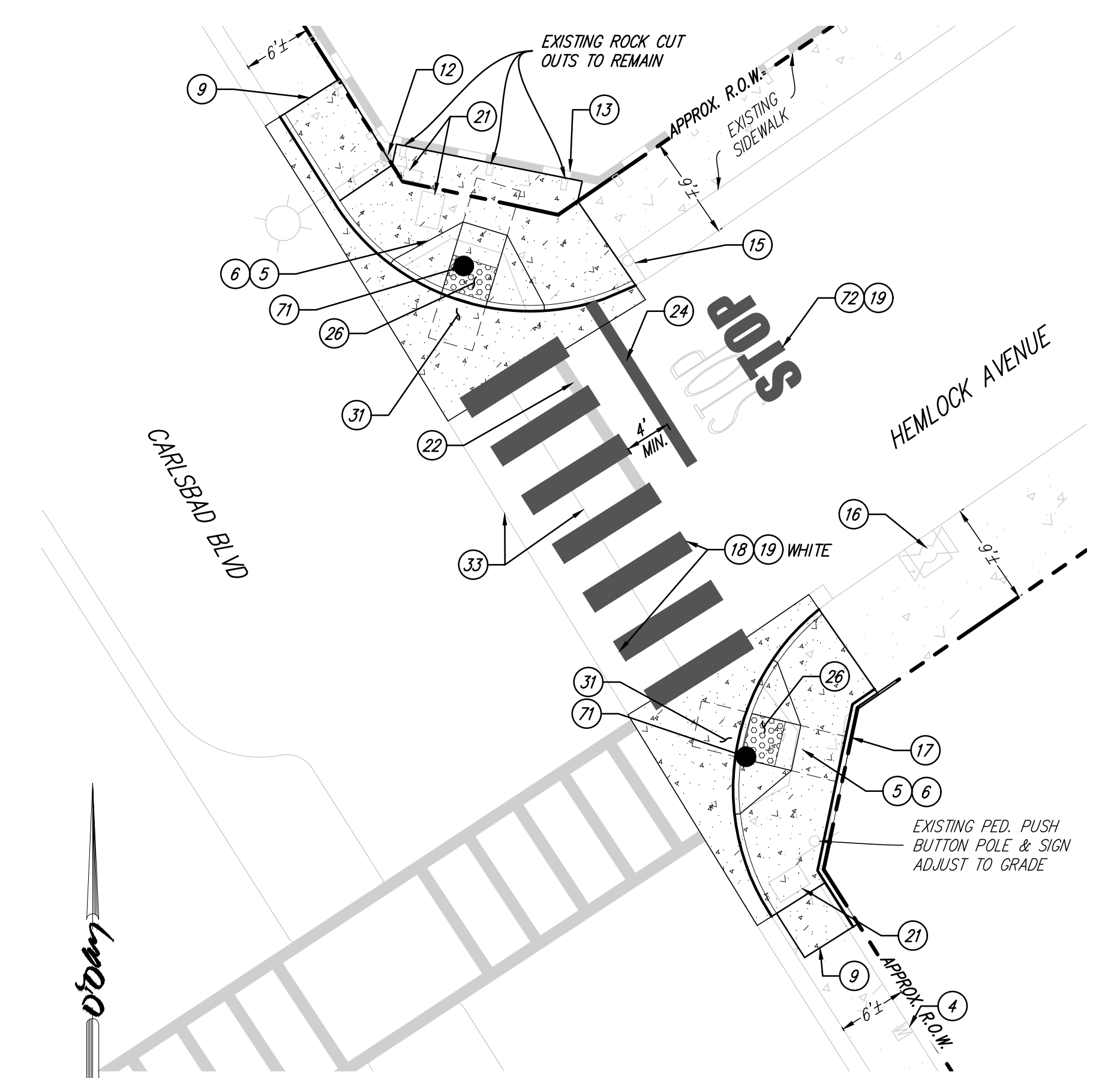
DATE	INITIAL	REVISION DESCRIPTION	DATE	INITIAL	DATE	INITIAL

"AS BUILT"		
RCE _____	EXP. _____	DATE _____
REVIEWED BY: _____		
INSPECTOR _____	DATE _____	
SHEET 8	CITY OF CARLSBAD TRANSPORTATION DEPARTMENT	SHEETS 28
IMPROVEMENT PLANS FOR: CARLSBAD CURB RAMP IMPROVEMENTS CARLSBAD BLVD & ACACIA AVE CARLSBAD BLVD & CHERRY AVE		
APPROVED: _____ HOSSEIN AJIDEH		
ENGINEERING MANAGER PE 75991 EXPIRES 6/30/22 DATE _____		
DWN BY: _____	PROJECT NO. CIP 6049-20	DRAWING NO. 506-3A
CHKD BY: _____		
RWVD BY: _____		

FINAL SUBMITTAL



CARLSBAD BLVD & JUNIPER AVE.
 N.E. CORNER - RAMP #422
 S.E. CORNER - RAMP #421
 SCALE: 1" = 10'



CARLSBAD BLVD & HEMLOCK AVE.
 N.E. CORNER - RAMP #4909
 S.E. CORNER - RAMP #4908
 SCALE: 1" = 10'

- CONSTRUCTION NOTES:**
- 4 EXISTING PULLBOX. PROTECT IN PLACE.
 - 5 REMOVE EXISTING NON-COMPLIANT CURB RAMP. SAWCUT TO NEAREST JOINT.
 - 6 CONSTRUCT TYPE 'A-1' CURB RAMP PER SDRSD G-28 ON TOP OF 6" CLASS II AGGREGATE BASE, IF EXISTING BASE MATERIAL IS UNSUITABLE. SEE SHEET 2 CONSTRUCTION NOTE 18.
 - 8 MAXIMUM CROSS-SLOPE OF ADJOINING GUTTER PAN AND A.C. ROAD SURFACE IMMEDIATELY ADJACENT TO BOTTOM OF THE RAMP SHALL NOT EXCEED 5% WITHIN 4'-0" AREA OF BOTTOM LANDING.
 - 9 INSTALL 4" PCC SIDEWALK PER SDRSD G-7. TRANSITION WALKWAY TO MATCH EXISTING SIDEWALK AT NEAREST JOINT.
 - 12 EXISTING STREET LIGHT TO REMAIN, PROTECT IN PLACE.
 - 13 EXISTING WALL TO REMAIN, PROTECT IN PLACE.
 - 15 EXISTING SIGN TO REMAIN, PROTECT IN PLACE.
 - 16 EXISTING FIRE HYDRANT TO REMAIN, PROTECT IN PLACE.
 - 17 INSTALL 6" MONOLITHIC RETAINING CURB OF VARIABLE HEIGHT, 2" ABOVE ADJACENT EXISTING GRADE.
 - 18 INSTALL CONTINENTAL CROSS-WALK STRIPING PER NOTES AND DETAIL ON SHEET 2 OF THESE IMPROVEMENT PLANS.
 - 19 PAVEMENT MARKINGS, STRIPING & SIGNAGE SHALL CONFORM TO THE LATEST EDITION OF THE CALIFORNIA MANUAL ON UNIFORM TRAFFIC CONTROL DEVICES (CA MUTCD) AND CITY OF CARLSBAD STANDARD DRAWINGS.
 - 21 REPLACE EXISTING PULLBOX.
 - 22 GRIND EXISTING CONFLICTING STRIPING.
 - 24 INSTALL 12" THICK WHITE THERMOPLASTIC STRIPING FOR LIMIT LINE AT STOP BAR.
 - 26 INSTALL 4'X3' TRUNCATED DOMES, DETECTABLE WARNING TILES (DWT) PER SDRSD G-30.
 - 31 CONSTRUCT PORTION OF CONCRETE CROSS-GUTTER AND/OR SPANDREL PER SDRSD G-12. CROSS-SLOPE IMMEDIATELY ADJACENT TO BOTTOM OF RAMP SHALL NOT EXCEED 5% WITHIN 4'-0" AREA OF BOTTOM LANDING.
 - 33 EXISTING CROSS-GUTTER TO REMAIN, UNLESS OTHERWISE NOTED.
 - 47 EXISTING SEWER CLEANOUT, PROTECT IN PLACE.
 - 64 EXISTING WATER METER BOX TO REMAIN. PROTECT IN PLACE.
 - 71 EXISTING SURVEY MONUMENT TO BE REPLACED, CONTRACTOR TO TIE OUT EXISTING MONUMENT VIA SURVEY AND PREPARE PRE- AND POST CONSTRUCTION CORNER RECORD. SEE CONSTRUCTION NOTE 14 ON SHEET 2.
 - 72 INSTALL PAVEMENT LEGEND PER DETAIL ON SHEET 2.

NOTE!!
 ELECTRONIC DATA FILES ARE FOR REFERENCE ONLY AND ARE NOT TO BE USED FOR HORIZONTAL OR VERTICAL SURVEY CONTROL.

NOTE
 CONTRACTOR TO VERIFY THE EXACT LOCATION OF EXISTING UTILITIES IN THE FIELD PRIOR TO CONSTRUCTION!

O'Day CONSULTANTS
 2710 Laker Avenue West
 Suite 100 Carlsbad,
 California 92010
 760-931-7700 Fax:
 760-931-8680
 ODayConsultants.com

Civil Engineering
 Planning
 Processing
 Surveying

DESIGNED BY: N.F., E.Z.B. DATE: FEB 2020
 DRAWN BY: J.S. SCALE: AS SHOWN
 PROJECT MGR.: N.F. JOB NO.: 201005

ENGINEER OF WORK:
 NICHOLE A. FINE
 DATE: RCE: 70035



DATE	INITIAL	REVISION DESCRIPTION	DATE	INITIAL	DATE	INITIAL

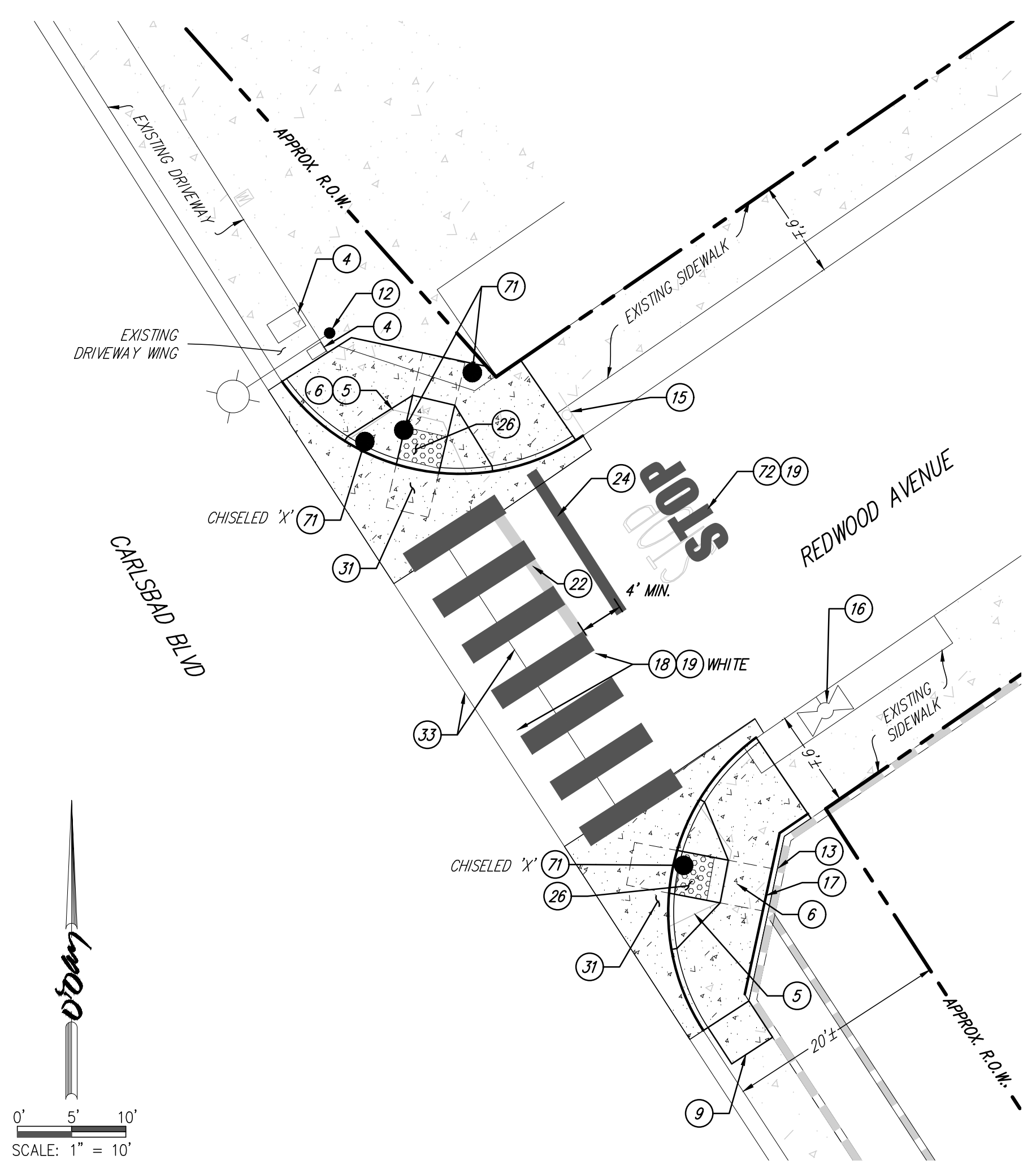
"AS BUILT"

RCE _____ EXP. _____ DATE _____

REVIEWED BY: _____

INSPECTOR _____ DATE _____

SHEET 9	CITY OF CARLSBAD TRANSPORTATION DEPARTMENT	SHEETS 28
IMPROVEMENT PLANS FOR: CARLSBAD CURB RAMP IMPROVEMENTS CARLSBAD BLVD & JUNIPER AVE CARLSBAD BLVD & HEMLOCK AVE		
APPROVED: _____ HOSSEIN AJIDEH		
ENGINEERING MANAGER PE 75991 EXPIRES 6/30/22 DATE _____		
DWN BY: _____	PROJECT NO. CIP 6049-20	DRAWING NO. 506-3A
CHKD BY: _____		
RWVD BY: _____		



CARLSBAD BLVD & REDWOOD AVE.
 N.E. CORNER - RAMP #425
 S.E. CORNER - RAMP #424
 SCALE: 1" = 10'

CONSTRUCTION NOTES:

- ④ EXISTING PULLBOX. PROTECT IN PLACE.
- ⑤ REMOVE EXISTING NON-COMPLIANT CURB RAMP. SAWCUT TO NEAREST JOINT.
- ⑥ CONSTRUCT TYPE "A-1" CURB RAMP PER SDRSD G-28 ON TOP OF 6" CLASS II AGGREGATE BASE, IF EXISTING BASE MATERIAL IS UNSUITABLE. SEE SHEET 2 CONSTRUCTION NOTE 18.
- ⑨ INSTALL 4" PCC SIDEWALK PER SDRSD G-7. TRANSITION WALKWAY TO MATCH EXISTING SIDEWALK AT NEAREST JOINT.
- ⑫ EXISTING STREET LIGHT TO REMAIN, PROTECT IN PLACE.
- ⑬ EXISTING WALL TO REMAIN, PROTECT IN PLACE.
- ⑮ EXISTING SIGN TO REMAIN, PROTECT IN PLACE.
- ⑯ EXISTING FIRE HYDRANT TO REMAIN, PROTECT IN PLACE.
- ⑰ INSTALL 6" MONOLITHIC RETAINING CURB OF VARIABLE HEIGHT, 2" ABOVE ADJACENT EXISTING GRADE.
- ⑱ INSTALL CONTINENTAL CROSS-WALK STRIPING PER NOTES AND DETAIL ON SHEET 2 OF THESE IMPROVEMENT PLANS.
- ⑲ PAVEMENT MARKINGS, STRIPING & SIGNAGE SHALL CONFORM TO THE LATEST EDITION OF THE CALIFORNIA MANUAL ON UNIFORM TRAFFIC CONTROL DEVICES (CA MUTCD) AND CITY OF CARLSBAD STANDARD DRAWINGS.
- ⑳ GRIND EXISTING CONFLICTING STRIPING.
- ㉔ INSTALL 12" THICK WHITE THERMOPLASTIC STRIPING FOR LIMIT LINE AT STOP BAR.
- ㉖ INSTALL 4'X3' TRUNCATED DOMES, DETECTABLE WARNING TILES (DWT) PER SDRSD G-30.
- ㉗ CONSTRUCT PORTION OF CONCRETE CROSS-GUTTER AND/OR SPANDREL PER SDRSD G-12. CROSS-SLOPE IMMEDIATELY ADJACENT TO BOTTOM OF RAMP SHALL NOT EXCEED 5% WITHIN 4'-0" AREA OF BOTTOM LANDING.
- ㉛ EXISTING CROSS-GUTTER TO REMAIN, UNLESS OTHERWISE NOTED.
- ㉟ EXISTING SURVEY MONUMENT TO BE REPLACED, CONTRACTOR TO TIE OUT EXISTING MONUMENT VIA SURVEY AND PREPARE PRE- AND POST CONSTRUCTION CORNER RECORD. SEE CONSTRUCTION NOTE 14 ON SHEET 2.
- ㊸ INSTALL PAVEMENT LEGEND PER DETAIL ON SHEET 2.

NOTE!!
 ELECTRONIC DATA FILES ARE FOR REFERENCE ONLY AND ARE NOT TO BE USED FOR HORIZONTAL OR VERTICAL SURVEY CONTROL.

NOTE
 CONTRACTOR TO VERIFY THE EXACT LOCATION OF EXISTING UTILITIES IN THE FIELD PRIOR TO CONSTRUCTION!

O'Day CONSULTANTS
 2710 Laker Avenue West
 Suite 100 Carlsbad,
 California 92010
 760-931-7100 Fax:
 760-931-8680
 ODayConsultants.com

Civil Engineering
 Planning
 Processing
 Surveying

DESIGNED BY: N.F., E.Z.B. DATE: FEB 2020
 DRAWN BY: J.S. SCALE: AS SHOWN
 PROJECT MGR.: N.F. JOB NO.: 201005

ENGINEER OF WORK:
 NICHOLE A. FINE DATE: _____ RCE: 70035



DATE	INITIAL	REVISION DESCRIPTION	DATE	INITIAL	DATE	INITIAL

"AS BUILT"


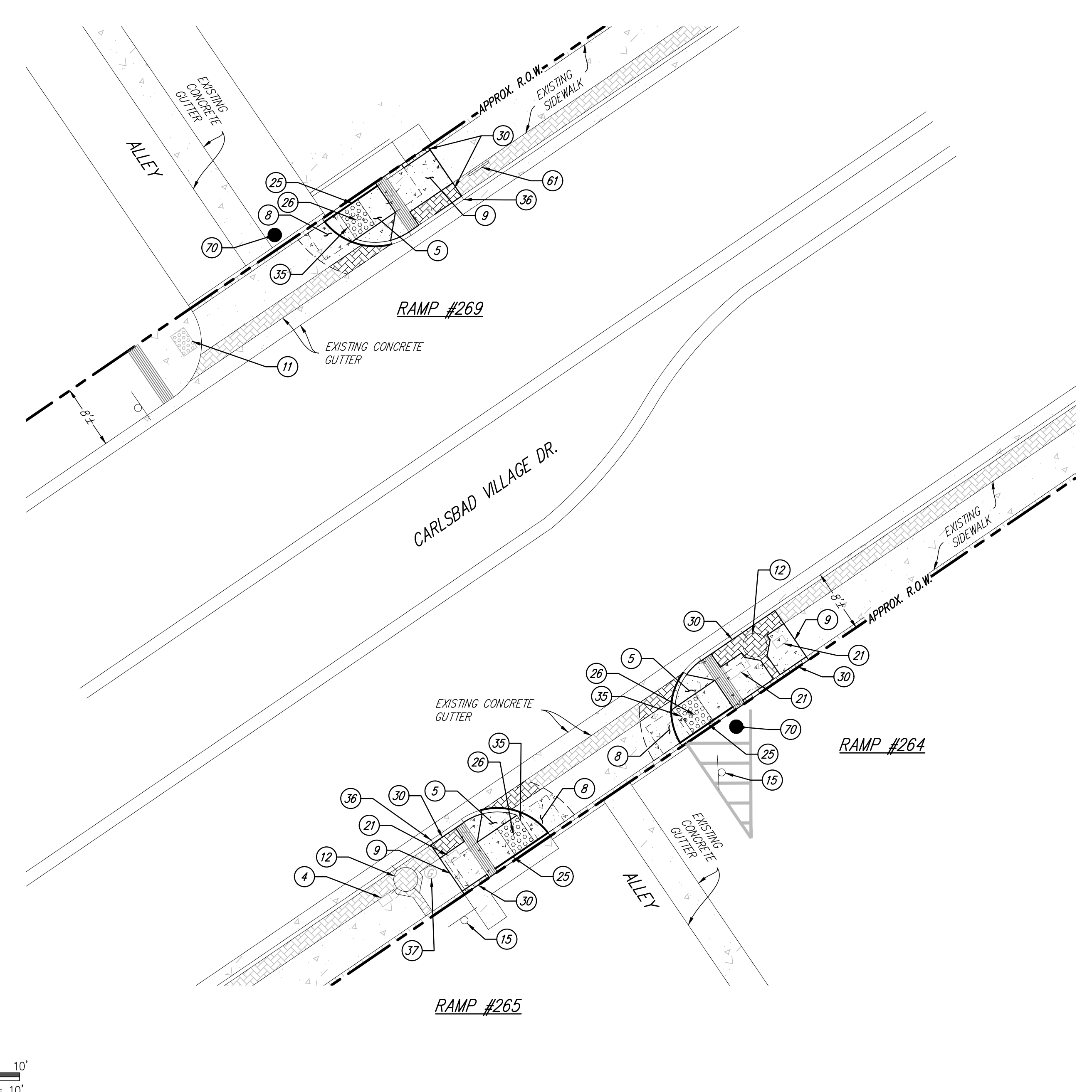
RCE _____ EXP. _____ DATE _____

REVIEWED BY: _____

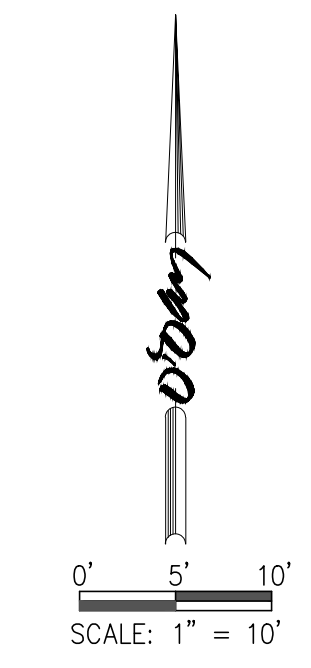
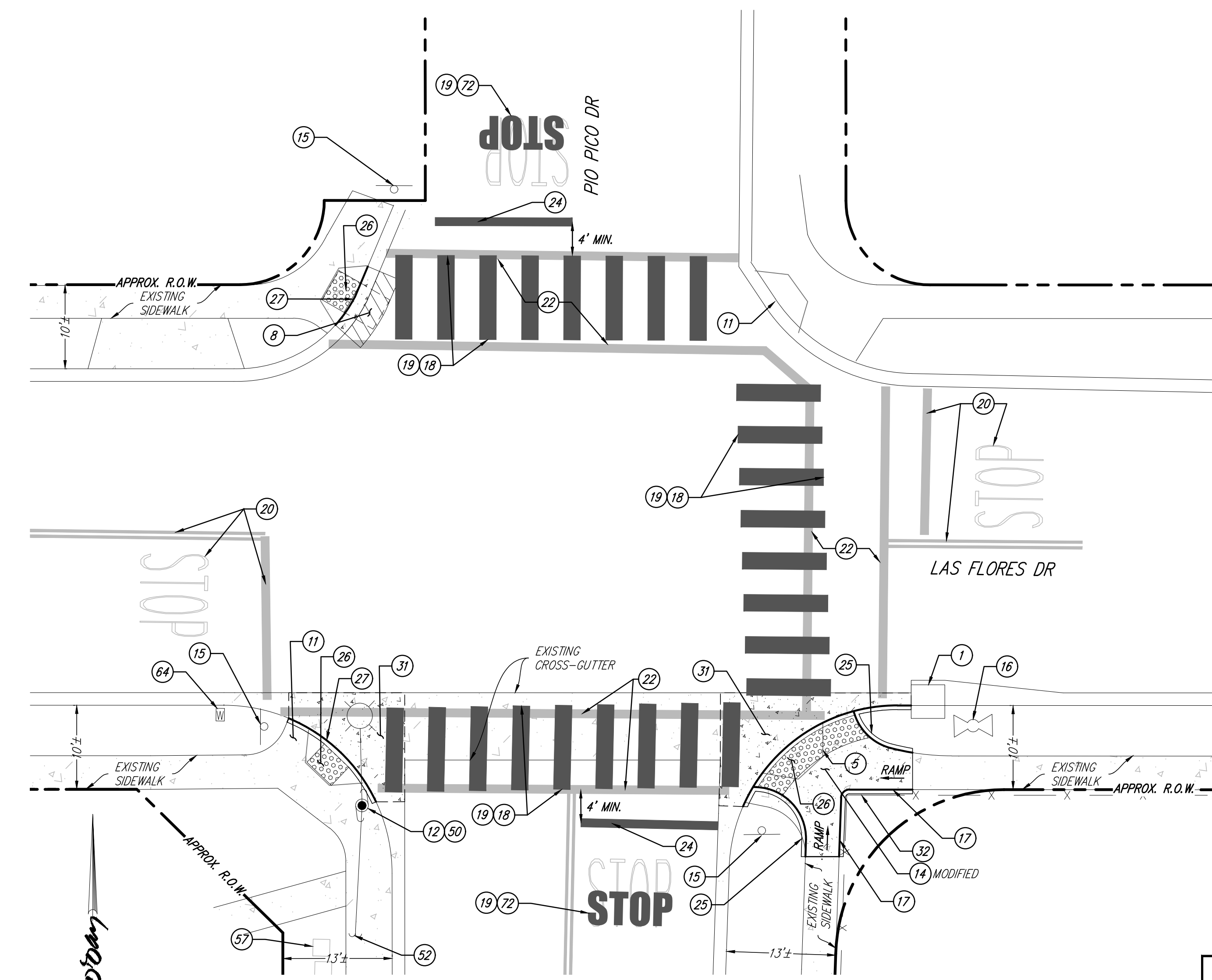
INSPECTOR _____ DATE _____

SHEET 10	CITY OF CARLSBAD TRANSPORTATION DEPARTMENT	SHEETS 28
IMPROVEMENT PLANS FOR: CARLSBAD CURB RAMP IMPROVEMENTS CARLSBAD BLVD & REDWOOD AVE CARLSBAD BLVD & TAMARACK AVE		
APPROVED: _____ HOSSEIN AJIDEH		
ENGINEERING MANAGER PE 75991 EXPIRES 6/30/22 DATE _____		
DWN BY: _____	PROJECT NO. CIP 6049-20	DRAWING NO. 506-3A
CHKD BY: _____		
RWVD BY: _____		

FINAL SUBMITTAL



CARLSBAD VILLAGE DR
ALLEY BETWEEN JEFFERSON ST
AND HARDING ST
SCALE: 1" = 10'



LAS FLORES DR & PIO PICO DR
N.W. CORNER - RAMP #65
S.W. CORNER - RAMP #133
S.E. CORNER - RAMP #121
SCALE: 1" = 10'

CONSTRUCTION NOTES:

- ① EXISTING CURB INLET. PROTECT IN PLACE. STENCIL OR STAMP CURB INLET PER CASQA SD-13. "NO DUMPING - DRAINS TO OCEAN"
- ④ EXISTING PULLBOX. PROTECT IN PLACE.
- ⑤ REMOVE EXISTING NON-COMPLIANT CURB RAMP. SAWCUT TO NEAREST JOINT.
- ⑧ MAXIMUM CROSS-SLOPE OF ADJOINING GUTTER PAN AND A.C. ROAD SURFACE IMMEDIATELY ADJACENT TO BOTTOM OF THE RAMP SHALL NOT EXCEED 5% WITHIN 4'-0" AREA OF BOTTOM LANDING.
- ⑨ INSTALL 4" PCC SIDEWALK PER SDRSD G-7. TRANSITION WALKWAY TO MATCH EXISTING SIDEWALK AT NEAREST JOINT.
- ⑪ EXISTING CURB RAMP TO REMAIN.
- ⑫ EXISTING STREET LIGHT TO REMAIN, PROTECT IN PLACE.
- ⑭ CONSTRUCT TYPE 'C' CURB RAMP PER SDRSD G-29 ON TOP OF 6" CLASS II AGGREGATE BASE, IF EXISTING BASE MATERIAL IS UNSUITABLE. SEE SHEET 2 CONSTRUCTION NOTE 18.
- ⑮ EXISTING SIGN TO REMAIN, PROTECT IN PLACE.
- ⑯ EXISTING FIRE HYDRANT TO REMAIN, PROTECT IN PLACE.
- ⑰ INSTALL 6" MONOLITHIC RETAINING CURB OF VARIABLE HEIGHT, 2" ABOVE ADJACENT EXISTING GRADE.
- ⑱ INSTALL CONTINENTAL CROSS-WALK STRIPING PER NOTES AND DETAIL ON SHEET 2 OF THESE IMPROVEMENT PLANS.
- ⑲ PAVEMENT MARKINGS, STRIPING & SIGNAGE SHALL CONFORM TO THE LATEST EDITION OF THE CALIFORNIA MANUAL ON UNIFORM TRAFFIC CONTROL DEVICES (CA MUTCD) AND CITY OF CARLSBAD STANDARD DRAWINGS.
- ⑳ EXISTING LIMIT BAR STRIPING AND PAVEMENT MARKINGS TO REMAIN, PROTECT IN PLACE.
- ㉑ REPLACE EXISTING PULLBOX.
- ㉒ GRIND EXISTING CONFLICTING STRIPING.
- ㉔ INSTALL 12" THICK WHITE THERMOPLASTIC STRIPING FOR LIMIT LINE AT STOP BAR.
- ㉕ INSTALL 6" WIDE MONOLITHIC CURB, TRANSITION FROM 6" CURB FACE TO 0" CURB FACE ALONG EDGE OF RAMP.
- ㉖ INSTALL 4"x3" TRUNCATED DOMES, DETECTABLE WARNING TILES (DWT) PER SDRSD G-30.
- ㉗ EXISTING 1/2" TO 1" LIP AT EXISTING RAMP. GRIND 4' WIDE PORTION OF EXISTING LIP AT PEDESTRIAN RAMP. GUTTER FLOWLINE SHALL BE FLUSH WITH END OF RAMP.
- ㉘ CONSTRUCT PCC SIDEWALK PER SDRSD G-7 WITH DECORATIVE BRICK TILE. MATCH ADJACENT BRICK TILE & PATTERN.
- ㉙ CONSTRUCT PORTION OF CONCRETE CROSS-GUTTER AND/OR SPANDREL PER SDRSD G-12. CROSS-SLOPE IMMEDIATELY ADJACENT TO BOTTOM OF RAMP SHALL NOT EXCEED 5% WITHIN 4'-0" AREA OF BOTTOM LANDING.
- ㉚ EXISTING FENCE TO REMAIN, PROTECT IN PLACE.
- ㉛ CONSTRUCT TYPE 'D' CURB RAMP PER SDRSD G-31 ON TOP OF 6" CLASS II AGGREGATE BASE, IF EXISTING BASE MATERIAL IS UNSUITABLE. SEE SHEET 2 CONSTRUCTION NOTE 18.
- ㉜ REMOVE AND REPLACE EXISTING 3" UNDERSIDEWALK DRAIN, PER SDRSD D-27.
- ㉝ EXISTING GAS VALVE. PROTECT IN PLACE.
- ㉞ EXISTING POWER POLE, PROTECT IN PLACE.
- ㉟ EXISTING DEADMAN, PROTECT IN PLACE.
- ㊱ EXISTING TELECOMMUNICATIONS RISER. PROTECT IN PLACE.
- ㊲ EXISTING BIKE RACK TO REMAIN. PROTECT IN PLACE.
- ㊳ EXISTING WATER METER BOX TO REMAIN. PROTECT IN PLACE.
- ㊴ EXISTING SURVEY MONUMENT PROTECT IN PLACE.
- ㊵ INSTALL PAVEMENT LEGEND PER DETAIL ON SHEET 2.

NOTE!!
ELECTRONIC DATA FILES ARE FOR REFERENCE ONLY AND ARE NOT TO BE USED FOR HORIZONTAL OR VERTICAL SURVEY CONTROL.

NOTE
CONTRACTOR TO VERIFY THE EXACT LOCATION OF EXISTING UTILITIES IN THE FIELD PRIOR TO CONSTRUCTION!

O'Day CONSULTANTS
2710 Laker Avenue West
Suite 100 Carlsbad,
California 92010
760-931-7700 Fax:
760-931-8680
OdayConsultants.com

Civil Engineering
Planning
Processing
Surveying

DESIGNED BY: N.F., E.Z.B. DATE: FEB 2020
DRAWN BY: J.S. SCALE: AS SHOWN
PROJECT MGR.: N.F. JOB NO.: 201005

ENGINEER OF WORK:
NICHOLE A. FINE
DATE: _____
RCE: 70035



DATE	INITIAL	REVISION DESCRIPTION	DATE	INITIAL	DATE	INITIAL

"AS BUILT"

RCE _____ EXP. _____ DATE _____

REVIEWED BY: _____

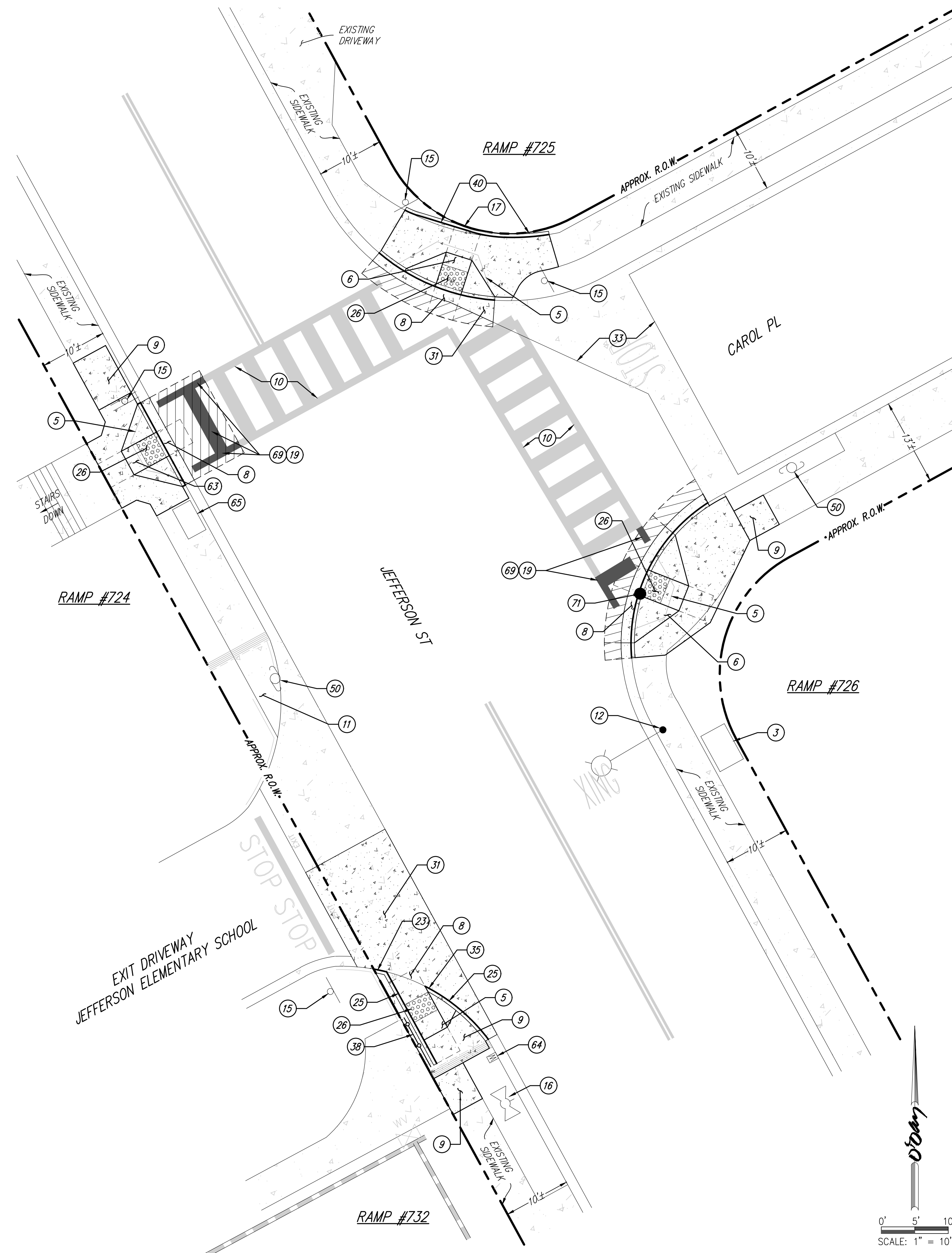
INSPECTOR _____ DATE _____

SHEET **12** CITY OF CARLSBAD SHEETS **28**
TRANSPORTATION DEPARTMENT

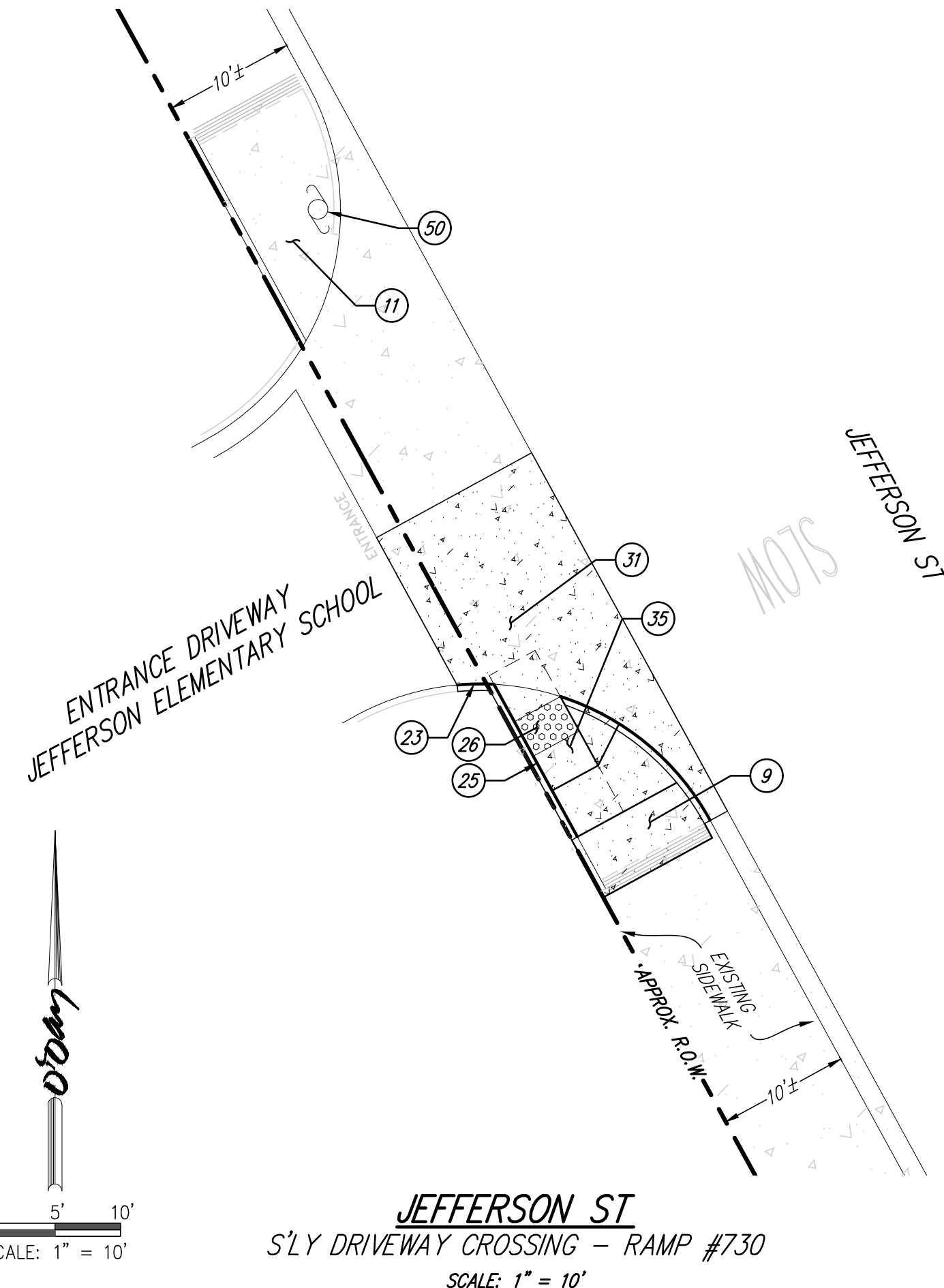
IMPROVEMENT PLANS FOR:
CARLSBAD CURB RAMP IMPROVEMENTS
LAS FLORES DR AND PIO PICO DR
CARLSBAD VILLAGE DR (BETWEEN JEFFERSON & HARDING)

APPROVED: _____ HOSSEIN AJIDEH
ENGINEERING MANAGER PE 75991 EXPIRES 6/30/22 DATE _____

DWN BY: _____ PROJECT NO. **CIP 6049-20**
CHKD BY: _____ DRAWING NO. **506-3A**
RVWD BY: _____



JEFFERSON ST & CAROL PL
 N.W. CORNER - RAMP #724
 N.E. CORNER - RAMP #725
 S.E. CORNER - RAMP #726
 S'LY DRIVEWAY CROSSING - RAMP #732
 SCALE: 1" = 10'



JEFFERSON ST
 S'LY DRIVEWAY CROSSING - RAMP #730
 SCALE: 1" = 10'

CONSTRUCTION NOTES:

- 3 EXISTING ELECTRICAL CABINET. PROTECT IN PLACE.
- 5 REMOVE EXISTING NON-COMPLIANT CURB RAMP. SAWCUT TO NEAREST JOINT.
- 6 CONSTRUCT TYPE 'A-1' CURB RAMP PER SDRSD G-28 ON TOP OF 6" CLASS II AGGREGATE BASE, IF EXISTING BASE MATERIAL IS UNSUITABLE. SEE SHEET 2 CONSTRUCTION NOTE 18.
- 8 MAXIMUM CROSS-SLOPE OF ADJOINING GUTTER PAN AND A.C. ROAD SURFACE IMMEDIATELY ADJACENT TO BOTTOM OF THE RAMP SHALL NOT EXCEED 5% WITHIN 4'-0" AREA OF BOTTOM LANDING.
- 9 INSTALL 4" PCC SIDEWALK PER SDRSD G-7. TRANSITION WALKWAY TO MATCH EXISTING SIDEWALK AT NEAREST JOINT.
- 10 EXISTING CROSSWALK STRIPING TO REMAIN.
- 11 EXISTING CURB RAMP TO REMAIN.
- 12 EXISTING STREET LIGHT TO REMAIN, PROTECT IN PLACE.
- 15 EXISTING SIGN TO REMAIN, PROTECT IN PLACE.
- 16 EXISTING FIRE HYDRANT TO REMAIN, PROTECT IN PLACE.
- 17 INSTALL 6" MONOLITHIC RETAINING CURB OF VARIABLE HEIGHT, 2" ABOVE ADJACENT EXISTING GRADE.
- 19 PAVEMENT MARKINGS, STRIPING & SIGNAGE SHALL CONFORM TO THE LATEST EDITION OF THE CALIFORNIA MANUAL ON UNIFORM TRAFFIC CONTROL DEVICES (CA MUTCD) AND CITY OF CARLSBAD STANDARD DRAWINGS.
- 23 CONSTRUCT TYPE 'G'; 6" CURB & GUTTER OVER 6" CLASS 2 AGGREGATE BASE PER SDRSD G-2, IF EXISTING BASE MATERIAL IS UNSUITABLE. SEE SHEET 2 CONSTRUCTION NOTE 18.
- 25 INSTALL 6" WIDE MONOLITHIC CURB, TRANSITION FROM 6" CURB FACE TO 0" CURB FACE ALONG EDGE OF RAMP.
- 26 INSTALL 4'x3' TRUNCATED DOMES, DETECTABLE WARNING TILES (DWT) PER SDRSD G-30.
- 31 CONSTRUCT PORTION OF CONCRETE CROSS-GUTTER AND/OR SPANDREL PER SDRSD G-12. CROSS-SLOPE IMMEDIATELY ADJACENT TO BOTTOM OF RAMP SHALL NOT EXCEED 5% WITHIN 4'-0" AREA OF BOTTOM LANDING.
- 33 EXISTING CROSS-GUTTER TO REMAIN, UNLESS OTHERWISE NOTED.
- 35 CONSTRUCT TYPE 'D' CURB RAMP PER SDRSD G-31 ON TOP OF 6" CLASS II AGGREGATE BASE, IF EXISTING BASE MATERIAL IS UNSUITABLE. SEE SHEET 2 CONSTRUCTION NOTE 18.
- 38 INSTALL NEW PROTECTIVE RAILING 'TYPE-A' PER SDG-140.
- 40 REMOVE EXISTING CURB. INSTALL 4" PCC SIDEWALK PER SDRSD G-7. TRANSITION WALKWAY TO MATCH EXISTING SIDEWALK AT NEAREST JOINT.
- 50 EXISTING POWER POLE, PROTECT IN PLACE.
- 63 CONSTRUCT TYPE 'B-1' CURB RAMP PER SDRSD G-28 ON TOP OF 6" CLASS II AGGREGATE BASE, IF EXISTING BASE MATERIAL IS UNSUITABLE. SEE SHEET 2 CONSTRUCTION NOTE 18.
- 64 EXISTING WATER METER BOX TO REMAIN. PROTECT IN PLACE.
- 65 EXISTING UTILITY VAULT TO REMAIN. PROTECT IN PLACE.
- 69 INSTALL YELLOW THERMOPLASTIC STRIPING FOR CROSS-WALK, THICKNESS TO MATCH EXISTING CONDITIONS.
- 71 EXISTING SURVEY MONUMENT TO BE REPLACED, CONTRACTOR TO TIE OUT EXISTING MONUMENT VIA SURVEY AND PREPARE PRE- AND POST CONSTRUCTION CORNER RECORD. SEE CONSTRUCTION NOTE 14 ON SHEET 2.

NOTE!!
 ELECTRONIC DATA FILES ARE FOR REFERENCE ONLY AND ARE NOT TO BE USED FOR HORIZONTAL OR VERTICAL SURVEY CONTROL.

NOTE
 CONTRACTOR TO VERIFY THE EXACT LOCATION OF EXISTING UTILITIES IN THE FIELD PRIOR TO CONSTRUCTION!

O'Day CONSULTANTS
 2710 Laker Avenue West
 Suite 100 Carlsbad,
 California 92010
 760-931-7700 Fax:
 760-931-8680
 ODayConsultants.com

Civil Engineering
 Planning
 Processing
 Surveying

DESIGNED BY: N.F., E.Z.B. DATE: FEB 2020
 DRAWN BY: J.S. SCALE: AS SHOWN
 PROJECT MGR.: N.F. JOB NO.: 201005

ENGINEER OF WORK:
 NICHOLE A. FINE DATE: RCE: 70035



"AS BUILT"

RCE _____ EXP. _____ DATE _____

REVIEWED BY: _____ DATE _____

INSPECTOR _____ DATE _____

SHEET 13 CITY OF CARLSBAD TRANSPORTATION DEPARTMENT SHEETS 28

IMPROVEMENT PLANS FOR:
CARLSBAD CURB RAMP IMPROVEMENTS
 JEFFERSON ST & CAROL PL
 DRIVEWAYS TO JEFFERSON ELEMENTARY SCHOOL

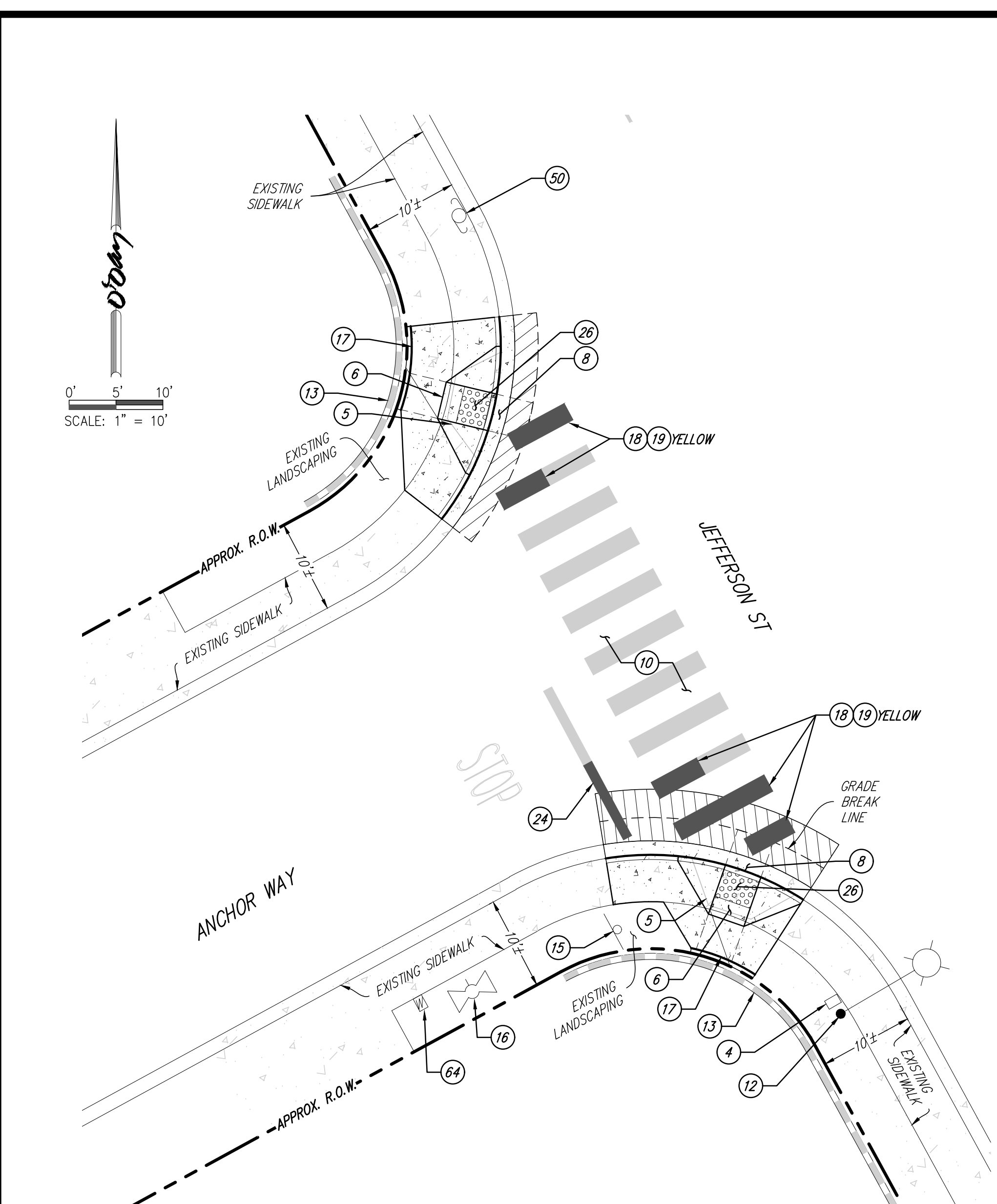
APPROVED: _____ HOSSEIN AJIDEH

ENGINEERING MANAGER PE 75991 EXPIRES 6/30/22 DATE _____

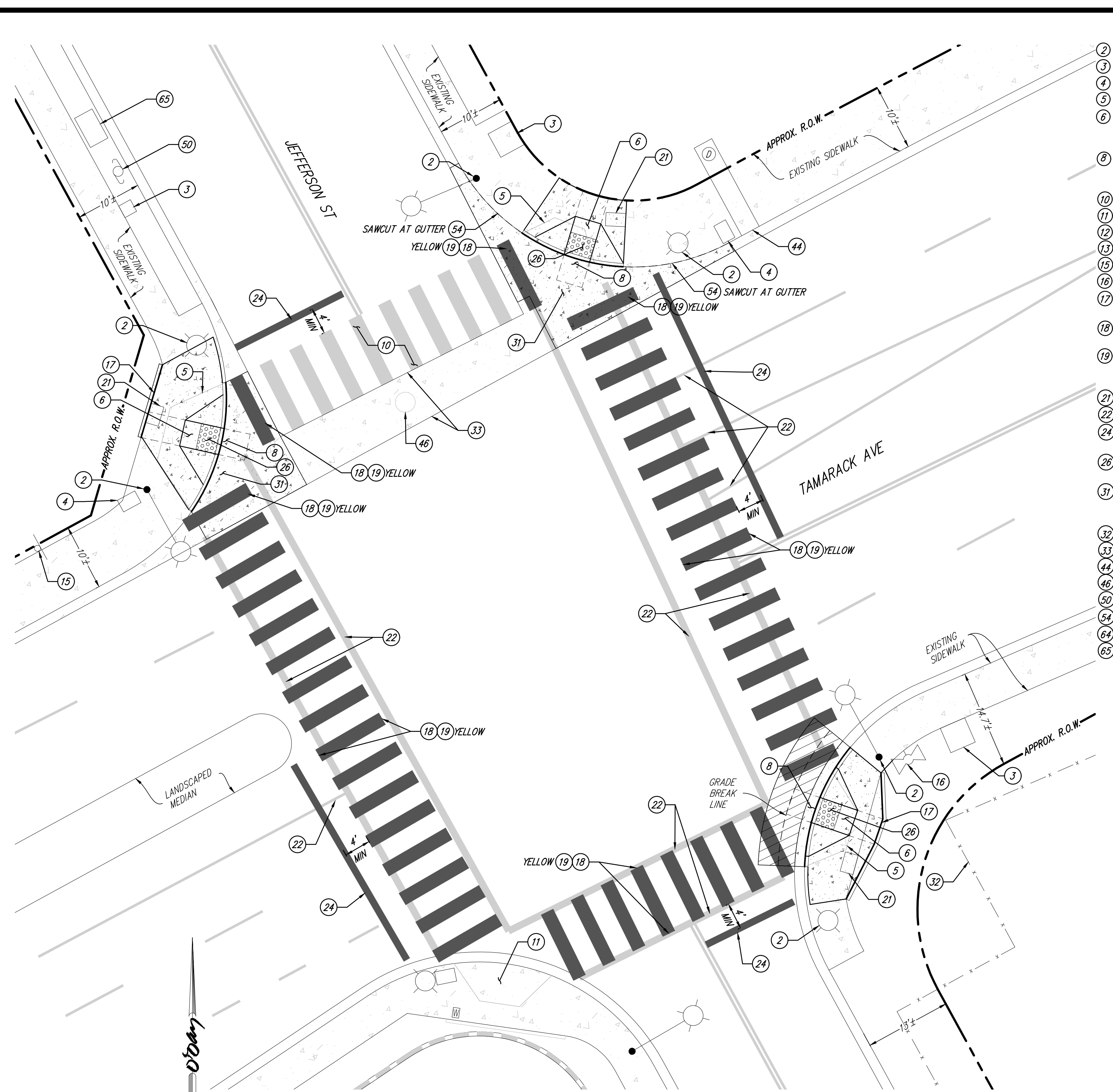
DWN BY: _____ PROJECT NO. CIP 6049-20
 CHKD BY: _____ DATE: _____
 RWVD BY: _____ DRAWING NO. 506-3A

DATE	INITIAL	REVISION DESCRIPTION	DATE	INITIAL	DATE	INITIAL

FINAL SUBMITTAL



JEFFERSON ST & ANCHOR WAY
 N.W. CORNER - RAMP #727
 S.W. CORNER - RAMP #728
 SCALE: 1" = 10'



JEFFERSON ST & TAMARACK AVE
 N.W. CORNER - RAMP #736
 N.E. CORNER - RAMP #734
 S.E. CORNER - RAMP #735
 SCALE: 1" = 10'

- CONSTRUCTION NOTES:**
- 2 EXISTING TRAFFIC SIGNAL POLE. PROTECT IN PLACE.
 - 3 EXISTING ELECTRICAL CABINET. PROTECT IN PLACE.
 - 4 EXISTING PULLBOX. PROTECT IN PLACE.
 - 5 REMOVE EXISTING NON-COMPLIANT CURB RAMP. SAWCUT TO NEAREST JOINT.
 - 6 CONSTRUCT TYPE 'A-1' CURB RAMP PER SDRSO G-28 ON TOP OF 6" CLASS II AGGREGATE BASE, IF EXISTING BASE MATERIAL IS UNSUITABLE. SEE SHEET 2 CONSTRUCTION NOTE 18.
 - 8 MAXIMUM CROSS-SLOPE OF ADJOINING GUTTER PAN AND A.C. ROAD SURFACE IMMEDIATELY ADJACENT TO BOTTOM OF THE RAMP SHALL NOT EXCEED 5% WITHIN 4'-0" AREA OF BOTTOM LANDING.
 - 10 EXISTING CROSSWALK STRIPING TO REMAIN.
 - 11 EXISTING CURB RAMP TO REMAIN.
 - 12 EXISTING STREET LIGHT TO REMAIN, PROTECT IN PLACE.
 - 13 EXISTING WALL TO REMAIN, PROTECT IN PLACE.
 - 15 EXISTING SIGN TO REMAIN, PROTECT IN PLACE.
 - 16 EXISTING FIRE HYDRANT TO REMAIN, PROTECT IN PLACE.
 - 17 INSTALL 6" MONOLITHIC RETAINING CURB OF VARIABLE HEIGHT, 2" ABOVE ADJACENT EXISTING GRADE.
 - 18 INSTALL CONTINENTAL CROSS-WALK STRIPING PER NOTES AND DETAIL ON SHEET 2 OF THESE IMPROVEMENT PLANS.
 - 19 PAVEMENT MARKINGS, STRIPING & SIGNAGE SHALL CONFORM TO THE LATEST EDITION OF THE CALIFORNIA MANUAL ON UNIFORM TRAFFIC CONTROL DEVICES (CA MUTCD) AND CITY OF CARLSBAD STANDARD DRAWINGS.
 - 21 REPLACE EXISTING PULLBOX.
 - 22 GRIND EXISTING CONFLICTING STRIPING.
 - 24 INSTALL 12" THICK WHITE THERMOPLASTIC STRIPING FOR LIMIT LINE AT STOP BAR.
 - 26 INSTALL 4'X3' TRUNCATED DOMES, DETECTABLE WARNING TILES (DWT) PER SDRSO G-30.
 - 31 CONSTRUCT PORTION OF CONCRETE CROSS-GUTTER AND/OR SPANDREL PER SDRSO G-12. CROSS-SLOPE IMMEDIATELY ADJACENT TO BOTTOM OF RAMP SHALL NOT EXCEED 5% WITHIN 4'-0" AREA OF BOTTOM LANDING.
 - 32 EXISTING FENCE TO REMAIN, PROTECT IN PLACE.
 - 33 EXISTING CROSS-GUTTER TO REMAIN, UNLESS OTHERWISE NOTED.
 - 44 EXISTING CURB OUTLET TO REMAIN, PROTECT IN PLACE.
 - 46 EXISTING MANHOLE, PROTECT IN PLACE.
 - 50 EXISTING POWER POLE, PROTECT IN PLACE.
 - 54 EXISTING 6" CURB, PROTECT IN PLACE.
 - 64 EXISTING WATER METER BOX TO REMAIN. PROTECT IN PLACE.
 - 65 EXISTING UTILITY VAULT TO REMAIN. PROTECT IN PLACE.

NOTE!!
 ELECTRONIC DATA FILES ARE FOR REFERENCE ONLY AND ARE NOT TO BE USED FOR HORIZONTAL OR VERTICAL SURVEY CONTROL.

NOTE
 CONTRACTOR TO VERIFY THE EXACT LOCATION OF EXISTING UTILITIES IN THE FIELD PRIOR TO CONSTRUCTION!

O'Day CONSULTANTS
 2710 Laker Avenue West
 Suite 100 Carlsbad, California 92010
 760-931-7700 Fax: 760-931-8680
 ODayConsultants.com

Civil Engineering
 Planning
 Processing
 Surveying

DESIGNED BY: N.F., E.Z.B. DATE: FEB 2020
 DRAWN BY: J.S. SCALE: AS SHOWN
 PROJECT MGR.: N.F. JOB NO.: 201005

ENGINEER OF WORK:
 NICHOLE A. FINE DATE: _____ RCE: 70035



DATE	INITIAL	REVISION DESCRIPTION	DATE	INITIAL	DATE	INITIAL

"AS BUILT"


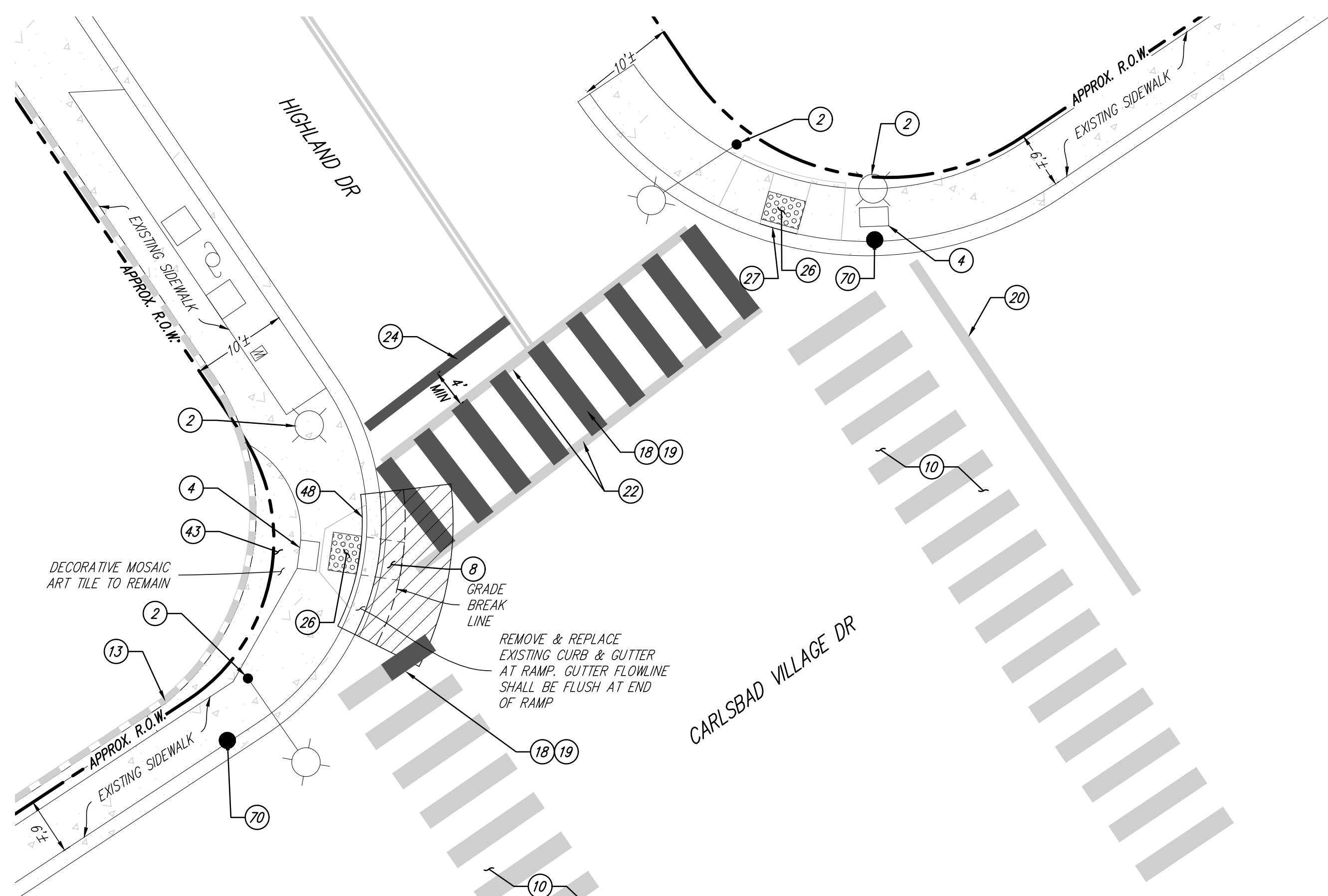
RCE _____ EXP. _____ DATE _____

REVIEWED BY: _____


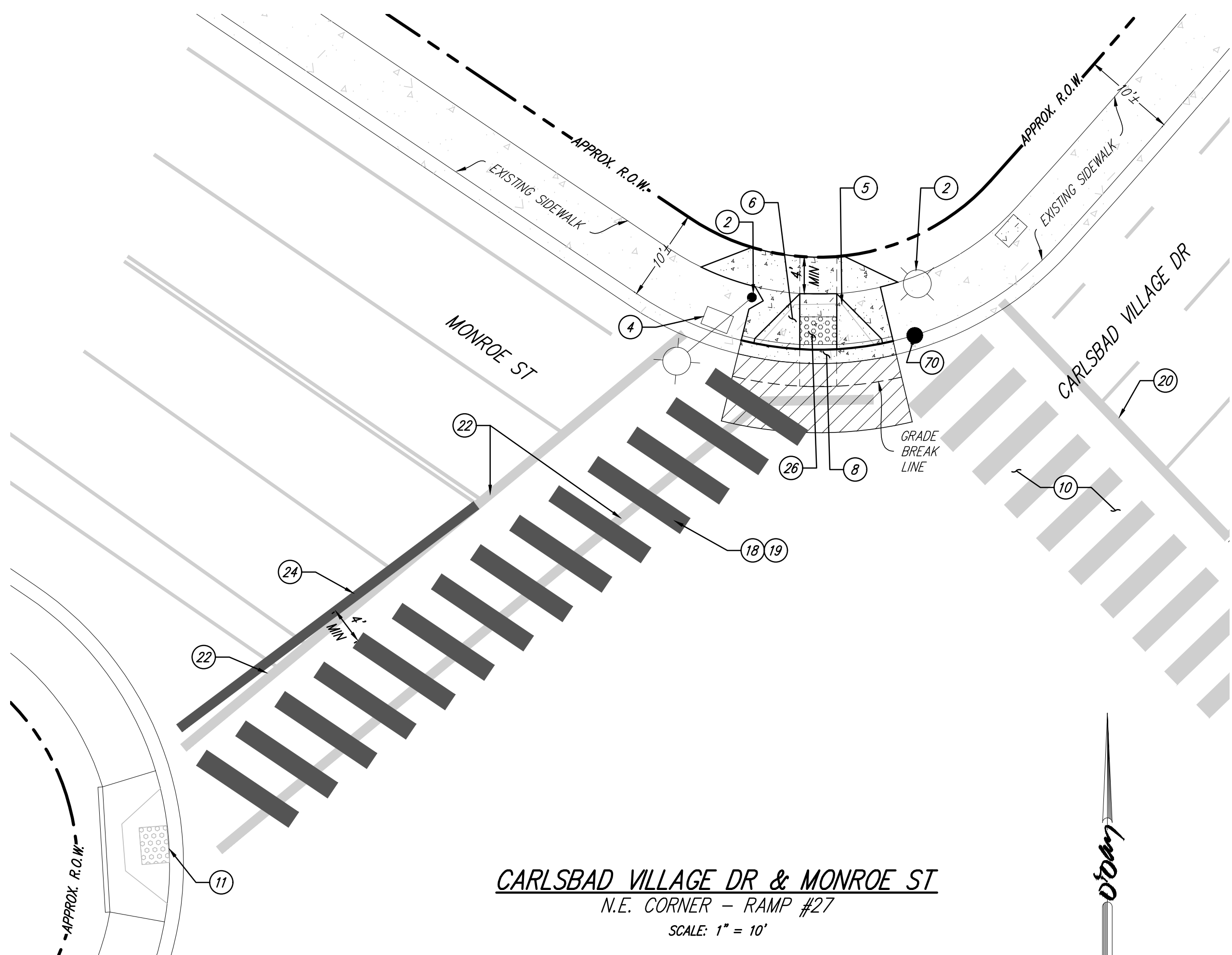
INSPECTOR _____ DATE _____

SHEET 14	CITY OF CARLSBAD	SHEETS 28
TRANSPORTATION DEPARTMENT		
IMPROVEMENT PLANS FOR:		
CARLSBAD CURB RAMP IMPROVEMENTS		
JEFFERSON ST AND ANCHOR WAY JEFFERSON ST AND TAMARACK AVE		
APPROVED: _____ HOSSEIN AJIDEH		
ENGINEERING MANAGER PE 75991 EXPIRES 6/30/22 DATE _____		
DWN BY: _____	PROJECT NO. CIP 6049-20	DRAWING NO. 506-3A
CHKD BY: _____		
RWVD BY: _____		

FINAL SUBMITTAL



CARLSBAD VILLAGE DR & HIGHLAND DR
 N.W. CORNER - RAMP #495
 N.E. CORNER - RAMP #494
 SCALE: 1" = 10'



CARLSBAD VILLAGE DR & MONROE ST
 N.E. CORNER - RAMP #27
 SCALE: 1" = 10'

- CONSTRUCTION NOTES:**
- 2 EXISTING TRAFFIC SIGNAL POLE. PROTECT IN PLACE
 - 4 EXISTING PULLBOX. PROTECT IN PLACE
 - 5 REMOVE EXISTING NON-COMPLIANT CURB RAMP. SAWCUT TO NEAREST JOINT.
 - 6 CONSTRUCT TYPE "A-1" CURB RAMP PER SDRSD G-28 ON TOP OF 6" CLASS II AGGREGATE BASE, IF EXISTING BASE MATERIAL IS UNSUITABLE. SEE SHEET 2 CONSTRUCTION NOTE 18.
 - 8 MAXIMUM CROSS-SLOPE OF ADJOINING GUTTER PAN AND A.C. ROAD SURFACE IMMEDIATELY ADJACENT TO BOTTOM OF THE RAMP SHALL NOT EXCEED 5% WITHIN 4'-0" AREA OF BOTTOM LANDING.
 - 10 EXISTING CROSSWALK STRIPING TO REMAIN.
 - 11 EXISTING CURB RAMP TO REMAIN.
 - 13 EXISTING WALL TO REMAIN, PROTECT IN PLACE.
 - 18 INSTALL CONTINENTAL CROSS-WALK STRIPING PER NOTES AND DETAIL ON SHEET 2 OF THESE IMPROVEMENT PLANS.
 - 19 PAVEMENT MARKINGS, STRIPING & SIGNAGE SHALL CONFORM TO THE LATEST EDITION OF THE CALIFORNIA MANUAL ON UNIFORM TRAFFIC CONTROL DEVICES (CA MUTCD) AND CITY OF CARLSBAD STANDARD DRAWINGS.
 - 20 EXISTING LIMIT BAR STRIPING AND PAVEMENT MARKINGS TO REMAIN, PROTECT IN PLACE.
 - 22 GRIND EXISTING CONFLICTING STRIPING.
 - 24 INSTALL 12" THICK WHITE THERMOPLASTIC STRIPING FOR LIMIT LINE AT STOP BAR.
 - 26 INSTALL 4'X3' TRUNCATED DOME, DETECTABLE WARNING TILES (DWT) PER SDRSD G-30.
 - 27 EXISTING 1/2" TO 1" LIP AT EXISTING RAMP. GRIND 4' WIDE PORTION OF EXISTING LIP AT PEDESTRIAN RAMP. GUTTER FLOWLINE SHALL BE FLUSH WITH END OF RAMP
 - 43 EXISTING DECORATIVE PAVING TO REMAIN, PROTECT IN PLACE
 - 48 SAWCUT TO MATCH EXISTING SURFACE.
 - 70 EXISTING SURVEY MONUMENT PROTECT IN PLACE.

NOTE!!
 ELECTRONIC DATA FILES ARE FOR REFERENCE ONLY AND ARE NOT TO BE USED FOR HORIZONTAL OR VERTICAL SURVEY CONTROL.

NOTE
 CONTRACTOR TO VERIFY THE EXACT LOCATION OF EXISTING UTILITIES IN THE FIELD PRIOR TO CONSTRUCTION!

O'Day CONSULTANTS
 2710 Laker Avenue West, Suite 100, Carlsbad, California 92010
 760-931-7100 Fax: 760-931-8680
 OdayConsultants.com

Civil Engineering, Planning, Processing, Surveying

DESIGNED BY: N.F., E.Z.B. DATE: FEB 2020
 DRAWN BY: J.S. SCALE: AS SHOWN
 PROJECT MGR.: N.F. JOB NO.: 201005

ENGINEER OF WORK:
 NICHOLE A. FINE RCE: 70035



DATE	INITIAL	REVISION DESCRIPTION	DATE	INITIAL	DATE	INITIAL

"AS BUILT"

RCE: _____ EXP: _____ DATE: _____

REVIEWED BY: _____

INSPECTOR: _____ DATE: _____

SHEET 15 CITY OF CARLSBAD TRANSPORTATION DEPARTMENT SHEETS 28

IMPROVEMENT PLANS FOR:
CARLSBAD CURB RAMP IMPROVEMENTS
 CARLSBAD VILLAGE DR AND HIGHLAND DR
 CARLSBAD VILLAGE DR AND MONROE ST

APPROVED: _____ HOSSEIN AJIDEH

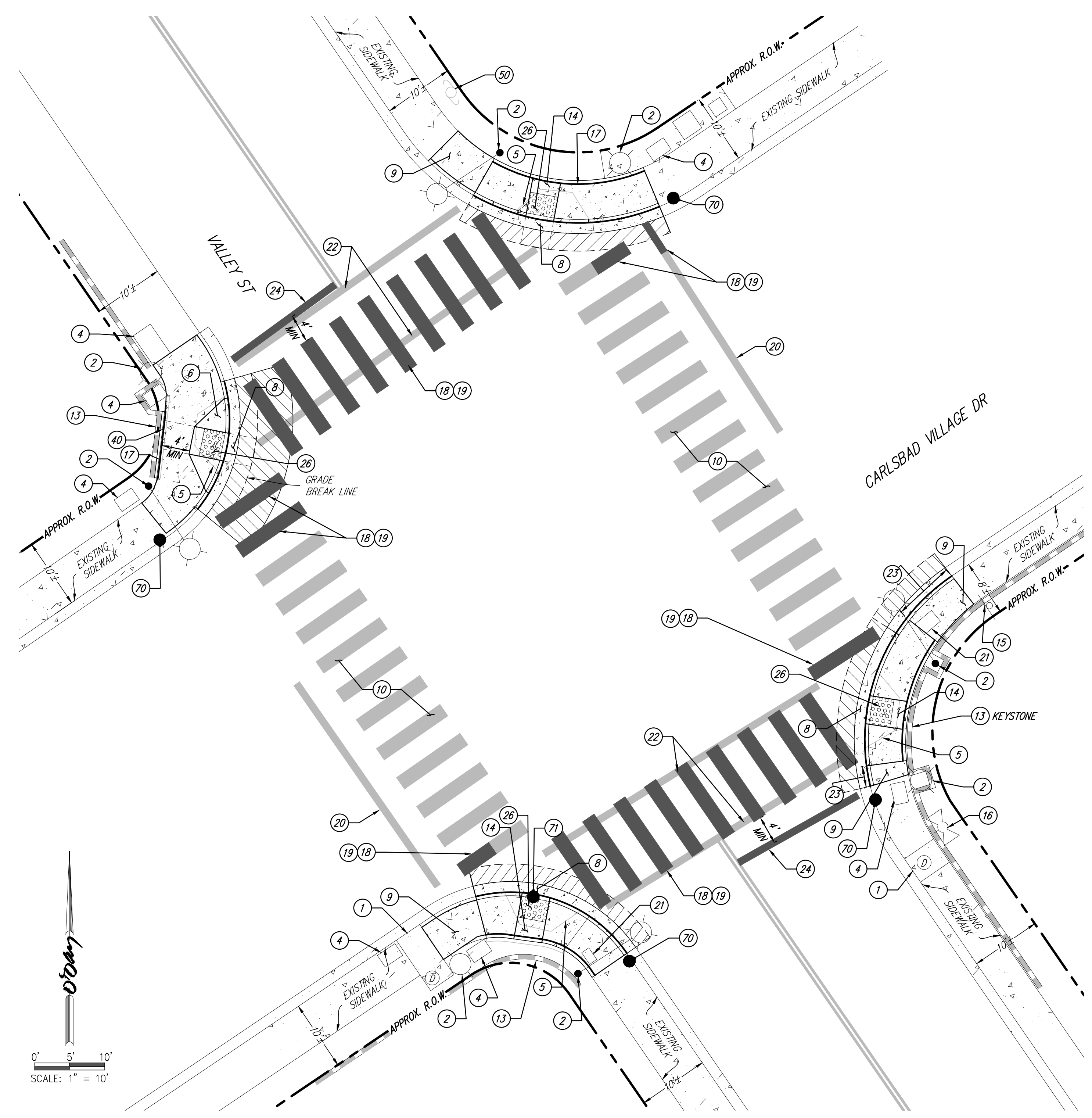
ENGINEERING MANAGER PE 75991 EXPIRES 6/30/22 DATE: _____

DWN BY: _____ PROJECT NO. CIP 6049-20 DRAWING NO. 506-3A
 CHKD BY: _____
 RWVD BY: _____

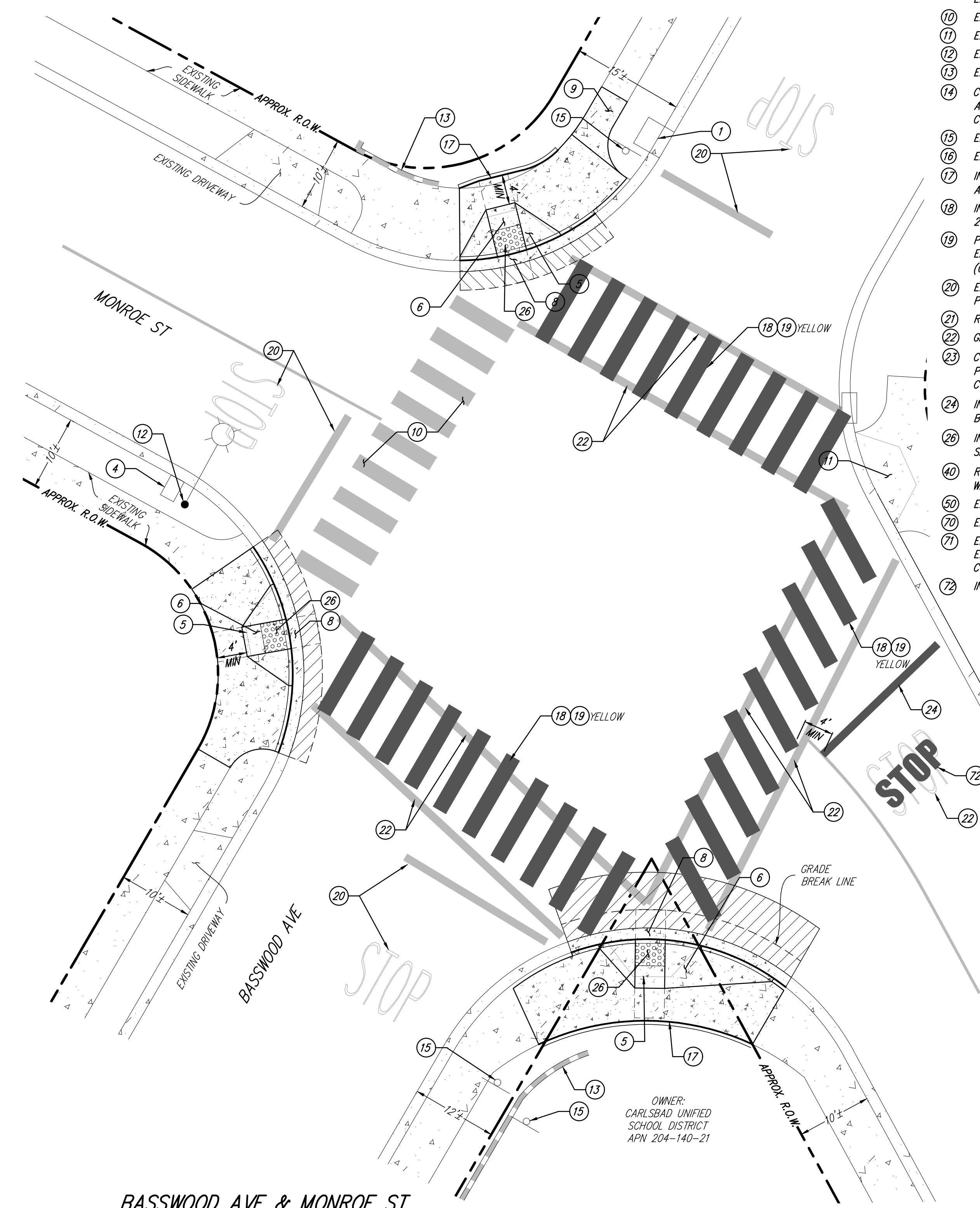
FINAL SUBMITTAL

CONSTRUCTION NOTES:

- 1 EXISTING CURB INLET. PROTECT IN PLACE. STENCIL OR STAMP CURB INLET PER CASQA SD-13. "NO DUMPING - DRAINS TO OCEAN"
- 2 EXISTING TRAFFIC SIGNAL POLE. PROTECT IN PLACE
- 4 EXISTING PULLBOX. PROTECT IN PLACE
- 5 REMOVE EXISTING NON-COMPLIANT CURB RAMP. SAWCUT TO NEAREST JOINT.
- 6 CONSTRUCT TYPE "A-1" CURB RAMP PER SDRSD G-28 ON TOP OF 6" CLASS II AGGREGATE BASE, IF EXISTING BASE MATERIAL IS UNSUITABLE. SEE SHEET 2 CONSTRUCTION NOTE 18.
- 8 MAXIMUM CROSS-SLOPE OF ADJOINING GUTTER PAN AND A.G. ROAD SURFACE IMMEDIATELY ADJACENT TO BOTTOM OF THE RAMP SHALL NOT EXCEED 5% WITHIN 4'-0" AREA OF BOTTOM LANDING.
- 9 INSTALL 4" PCC SIDEWALK PER SDRSD G-7. TRANSITION WALKWAY TO MATCH EXISTING SIDEWALK AT NEAREST JOINT.
- 10 EXISTING CROSSWALK STRIPING TO REMAIN
- 11 EXISTING CURB RAMP TO REMAIN.
- 12 EXISTING STREET LIGHT TO REMAIN, PROTECT IN PLACE.
- 13 EXISTING WALL TO REMAIN, PROTECT IN PLACE.
- 14 CONSTRUCT TYPE "C" CURB RAMP PER SDRSD G-29 ON TOP OF 6" CLASS II AGGREGATE BASE, IF EXISTING BASE MATERIAL IS UNSUITABLE. SEE SHEET 2 CONSTRUCTION NOTE 18.
- 15 EXISTING SIGN TO REMAIN, PROTECT IN PLACE.
- 16 EXISTING FIRE HYDRANT TO REMAIN, PROTECT IN PLACE.
- 17 INSTALL 6" MONOLITHIC RETAINING CURB OF VARIABLE HEIGHT; 2" ABOVE ADJACENT EXISTING GRADE.
- 18 INSTALL CONTINENTAL CROSS-WALK STRIPING PER NOTES AND DETAIL ON SHEET 2 OF THESE IMPROVEMENT PLANS.
- 19 PAVEMENT MARKINGS, STRIPING & SIGNAGE SHALL CONFORM TO THE LATEST EDITION OF THE CALIFORNIA MANUAL ON UNIFORM TRAFFIC CONTROL DEVICES (CA MUTCD) AND CITY OF CARLSBAD STANDARD DRAWINGS.
- 20 EXISTING LIMIT BAR STRIPING AND PAVEMENT MARKINGS TO REMAIN, PROTECT IN PLACE.
- 21 REPLACE EXISTING PULLBOX.
- 22 GRIND EXISTING CONFLICTING STRIPING.
- 23 CONSTRUCT TYPE "C", 6" CURB & GUTTER OVER 6" CLASS 2 AGGREGATE BASE PER SDRSD G-2, IF EXISTING BASE MATERIAL IS UNSUITABLE. SEE SHEET 2 CONSTRUCTION NOTE 18.
- 24 INSTALL 12" THICK WHITE THERMOPLASTIC STRIPING FOR LIMIT LINE AT STOP BAR.
- 26 INSTALL 4"x3" TRUNCATED DOMES, DETECTABLE WARNING TILES (DWT) PER SDRSD G-30.
- 40 REMOVE EXISTING CURB. INSTALL 4" PCC SIDEWALK PER SDRSD G-7. TRANSITION WALKWAY TO MATCH EXISTING SIDEWALK AT NEAREST JOINT.
- 50 EXISTING POWER POLE, PROTECT IN PLACE.
- 70 EXISTING SURVEY MONUMENT PROTECT IN PLACE.
- 71 EXISTING SURVEY MONUMENT TO BE REPLACED, CONTRACTOR TO TIE OUT EXISTING MONUMENT VIA SURVEY AND PREPARE PRE- AND POST CONSTRUCTION CORNER RECORD. SEE CONSTRUCTION NOTE 14 ON SHEET 2.
- 72 INSTALL PAVEMENT LEGEND PER DETAIL ON SHEET 2.



CARLSBAD VILLAGE DR & VALLEY ST
 S.E. CORNER - RAMP #145
 N.E. CORNER - RAMP #146
 S.W. CORNER - RAMP #4435
 N.W. CORNER - RAMP #4436
 SCALE: 1" = 10'



BASSWOOD AVE & MONROE ST
 SOUTH CORNER - RAMP #520
 WEST CORNER - RAMP #521
 NORTH CORNER - RAMP #522
 SCALE: 1" = 10'

SCALE: 1" = 10'

NOTE!!
 ELECTRONIC DATA FILES ARE FOR REFERENCE ONLY AND ARE NOT TO BE USED FOR HORIZONTAL OR VERTICAL SURVEY CONTROL.

NOTE
 CONTRACTOR TO VERIFY THE EXACT LOCATION OF EXISTING UTILITIES IN THE FIELD PRIOR TO CONSTRUCTION!

O'Day CONSULTANTS
 2710 Laker Avenue West
 Suite 100 Carlsbad,
 California 92010
 760-931-7700 Fax:
 760-931-8680
 ODayConsultants.com

Civil Engineering
 Planning
 Processing
 Surveying

DESIGNED BY: N.F., E.Z.B. DATE: FEB 2020
 DRAWN BY: J.S. SCALE: AS SHOWN
 PROJECT MGR.: N.F. JOB NO.: 201005

ENGINEER OF WORK:
 NICHOLE A. FINE
 DATE: _____ RCE: 70035



DATE	INITIAL	REVISION DESCRIPTION	DATE	INITIAL	DATE	INITIAL

"AS BUILT"

RCE _____ EXP. _____ DATE _____

REVIEWED BY: _____

INSPECTOR _____ DATE _____

SHEET **16** CITY OF CARLSBAD SHEETS **28**
 TRANSPORTATION DEPARTMENT

IMPROVEMENT PLANS FOR:
CARLSBAD CURB RAMP IMPROVEMENTS
 CARLSBAD VILLAGE DR VALLEY ST
 BASSWOOD AVE AND MONROE ST

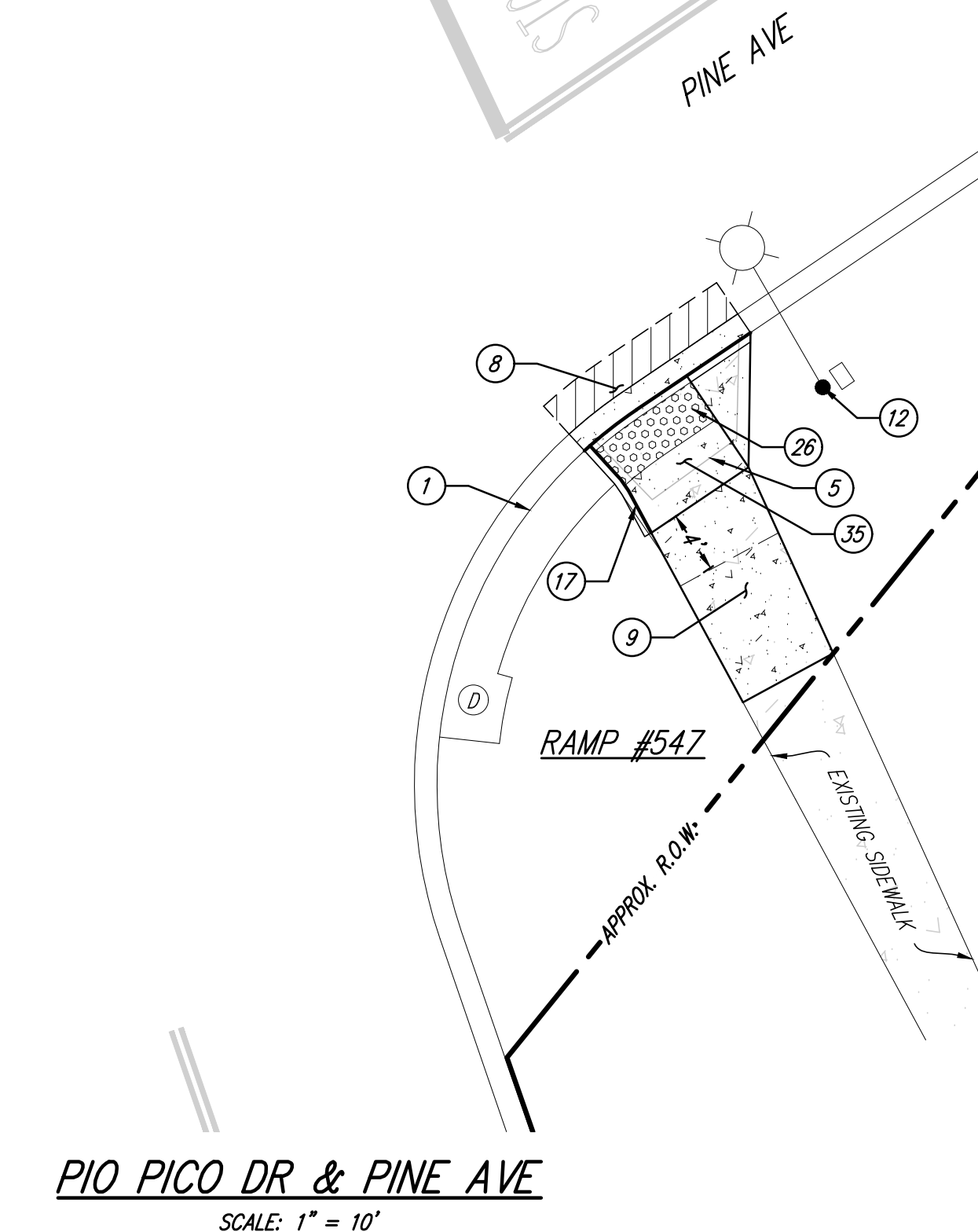
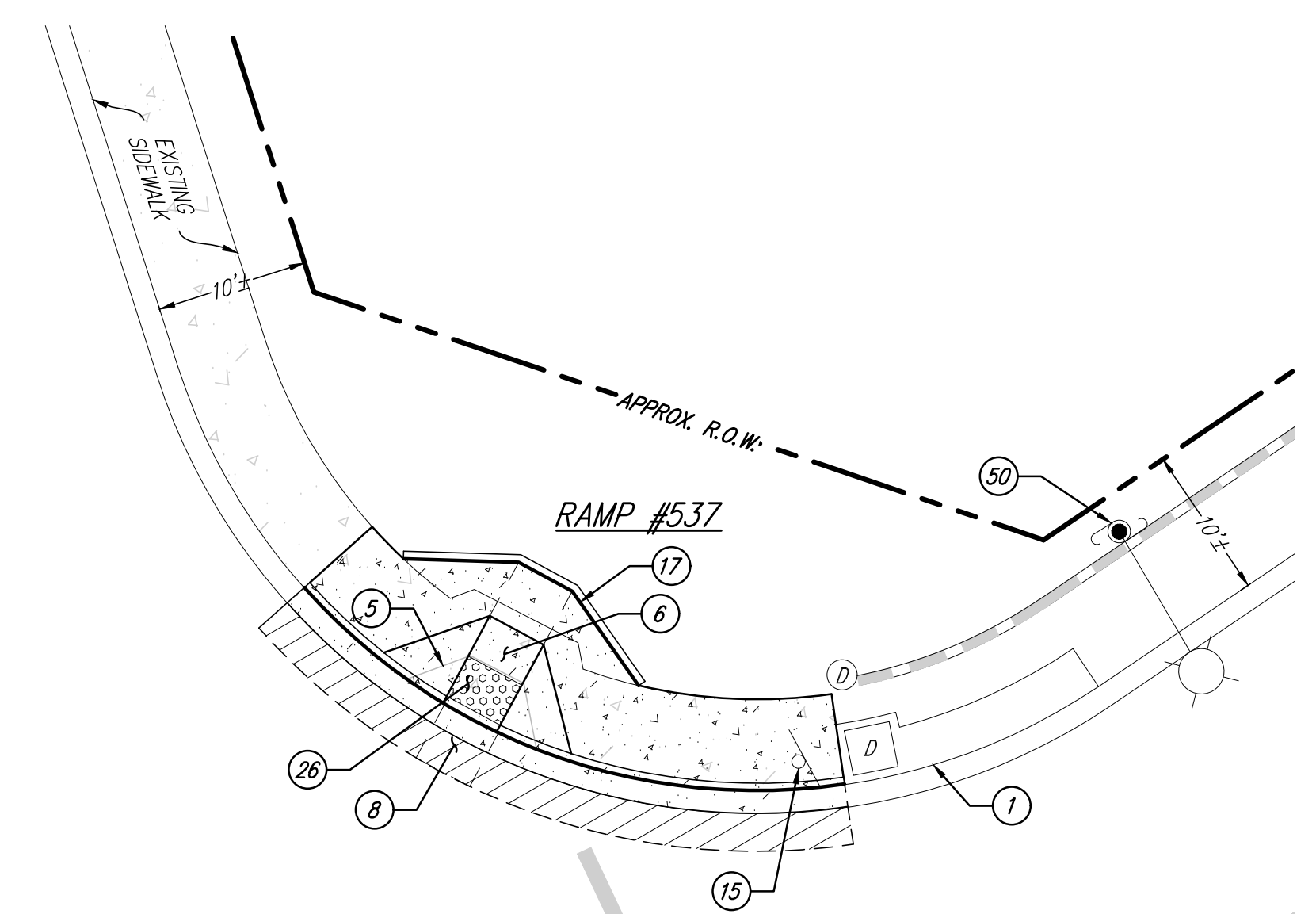
APPROVED: _____ HOSSEIN AJIDEH
 ENGINEERING MANAGER PE 75991 EXPIRES 6/30/22 DATE _____

DWN BY: _____ PROJECT NO. CIP 6049-20
 CHKD BY: _____ DRAWING NO. 506-3A
 RWVD BY: _____

FINAL SUBMITTAL

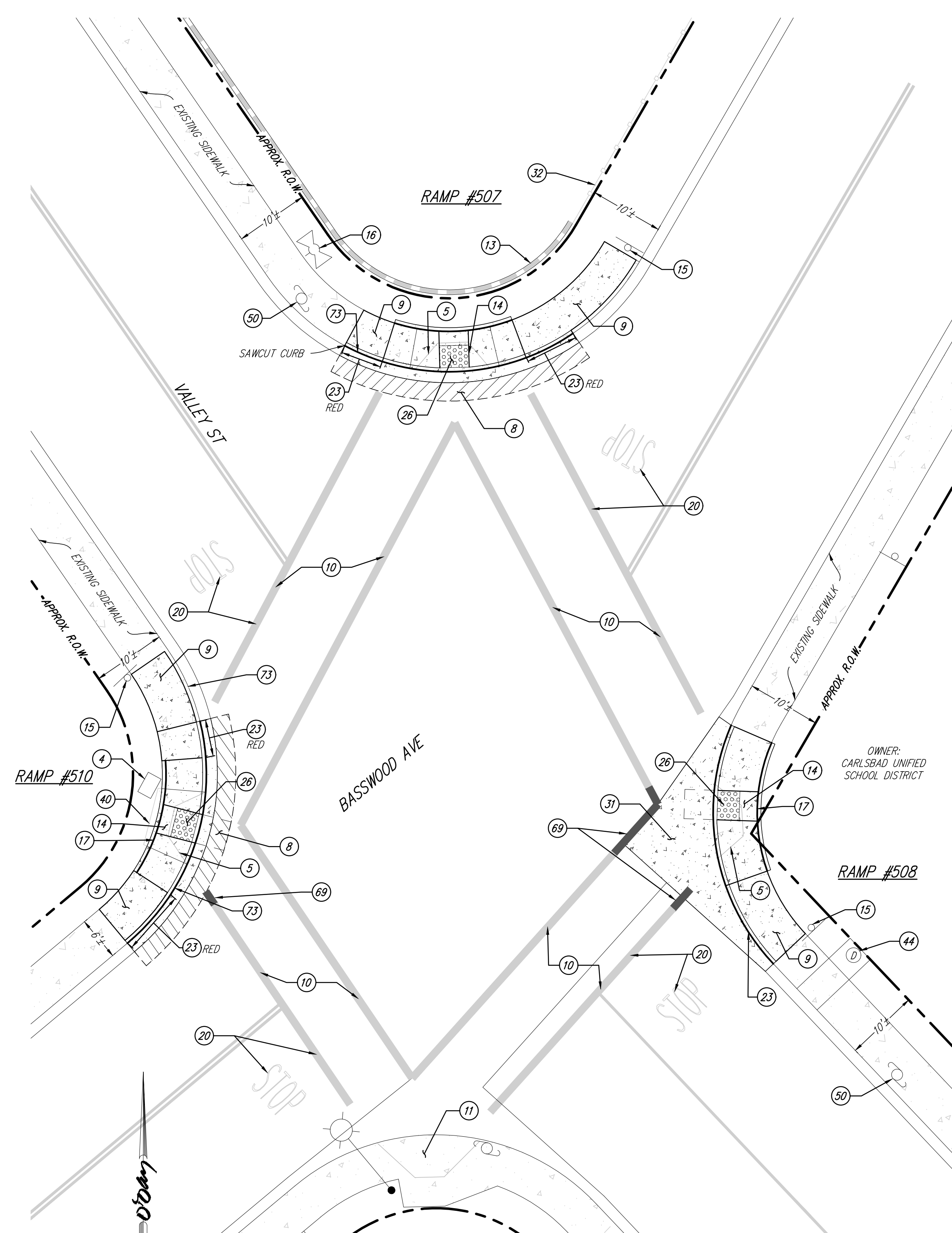
CONSTRUCTION NOTES:

- 1 EXISTING CURB INLET. PROTECT IN PLACE. STENCIL OR STAMP CURB INLET PER CASQA SD-13. "NO DUMPING - DRAINS TO OCEAN"
- 4 EXISTING PULLBOX. PROTECT IN PLACE.
- 5 REMOVE EXISTING NON-COMPLIANT CURB RAMP. SAWCUT TO NEAREST JOINT.
- 6 CONSTRUCT TYPE 'A-1' CURB RAMP PER SDRSD G-28 ON TOP OF 6" CLASS II AGGREGATE BASE, IF EXISTING BASE MATERIAL IS UNSUITABLE. SEE SHEET 2 CONSTRUCTION NOTE 18.
- 8 MAXIMUM CROSS-SLOPE OF ADJOINING GUTTER PAN AND A.C. ROAD SURFACE IMMEDIATELY ADJACENT TO BOTTOM OF THE RAMP SHALL NOT EXCEED 5% WITHIN 4'-0" AREA OF BOTTOM LANDING.
- 9 INSTALL 4" PCC SIDEWALK PER SDRSD G-7. TRANSITION WALKWAY TO MATCH EXISTING SIDEWALK AT NEAREST JOINT.
- 10 EXISTING CROSSWALK STRIPING TO REMAIN.
- 11 EXISTING CURB RAMP TO REMAIN.
- 12 EXISTING STREET LIGHT TO REMAIN, PROTECT IN PLACE.
- 13 EXISTING WALL TO REMAIN, PROTECT IN PLACE.
- 14 CONSTRUCT TYPE 'C' CURB RAMP PER SDRSD G-29 ON TOP OF 6" CLASS II AGGREGATE BASE, IF EXISTING BASE MATERIAL IS UNSUITABLE. SEE SHEET 2 CONSTRUCTION NOTE 18.
- 15 EXISTING SIGN TO REMAIN, PROTECT IN PLACE.
- 16 EXISTING FIRE HYDRANT TO REMAIN, PROTECT IN PLACE.
- 17 INSTALL 6" MONOLITHIC RETAINING CURB OF VARIABLE HEIGHT, 2" ABOVE ADJACENT EXISTING GRADE.
- 20 EXISTING LIMIT BAR STRIPING AND PAVEMENT MARKINGS TO REMAIN, PROTECT IN PLACE.
- 23 CONSTRUCT TYPE 'G', 6" CURB & GUTTER OVER 6" CLASS 2 AGGREGATE BASE PER SDRSD G-2, IF EXISTING BASE MATERIAL IS UNSUITABLE. SEE SHEET 2 CONSTRUCTION NOTE 18.
- 26 INSTALL 4'x3' TRUNCATED DOMES, DETECTABLE WARNING TILES (DWT) PER SDRSD G-30.
- 31 CONSTRUCT PORTION OF CONCRETE CROSS-CUTTER AND/OR SPANDREL PER SDRSD G-12. CROSS-SLOPE IMMEDIATELY ADJACENT TO BOTTOM OF RAMP SHALL NOT EXCEED 5% WITHIN 4'-0" AREA OF BOTTOM LANDING.
- 32 EXISTING FENCE TO REMAIN, PROTECT IN PLACE.
- 35 CONSTRUCT TYPE 'D' CURB RAMP PER SDRSD G-31 ON TOP OF 6" CLASS II AGGREGATE BASE, IF EXISTING BASE MATERIAL IS UNSUITABLE. SEE SHEET 2 CONSTRUCTION NOTE 18.
- 40 REMOVE EXISTING CURB. INSTALL 4" PCC SIDEWALK PER SDRSD G-7. TRANSITION WALKWAY TO MATCH EXISTING SIDEWALK AT NEAREST JOINT.
- 44 EXISTING CURB OUTLET TO REMAIN, PROTECT IN PLACE.
- 50 EXISTING POWER POLE, PROTECT IN PLACE.
- 69 INSTALL YELLOW THERMOPLASTIC STRIPING FOR CROSS-WALK, THICKNESS TO MATCH EXISTING CONDITIONS.
- 73 EXISTING RED CURB. SEE SHEET 2, CONSTRUCTION NOTE 22.



0' 5' 10'
SCALE: 1" = 10'

PIO PICO DR & PINE AVE
SCALE: 1" = 10'



0' 5' 10'
SCALE: 1" = 10'

BASSWOOD AVE & VALLEY ST
SCALE: 1" = 10'

OWNER:
CARLSBAD UNIFIED
SCHOOL DISTRICT

NOTE!!
ELECTRONIC DATA FILES ARE FOR REFERENCE ONLY AND ARE NOT TO BE USED FOR HORIZONTAL OR VERTICAL SURVEY CONTROL.

NOTE
CONTRACTOR TO VERIFY THE EXACT LOCATION OF EXISTING UTILITIES IN THE FIELD PRIOR TO CONSTRUCTION!

O'Day CONSULTANTS
2710 Laker Avenue West
Suite 100 Carlsbad,
California 92010
760-931-7100 Fax:
760-931-8680
OdayConsultants.com

Civil Engineering
Planning
Processing
Surveying

DESIGNED BY: N.F., E.Z.B. DATE: FEB 2020
DRAWN BY: J.S. SCALE: AS SHOWN
PROJECT MGR.: N.F. JOB NO.: 201005

ENGINEER OF WORK:
NICHOLE A. FINE
DATE: RCE: 70035



DATE	INITIAL	REVISION DESCRIPTION	DATE	INITIAL	DATE	INITIAL

"AS BUILT"

RCE _____ EXP. _____ DATE _____

REVIEWED BY: _____

INSPECTOR _____ DATE _____

SHEET 17 CITY OF CARLSBAD TRANSPORTATION DEPARTMENT SHEETS 28

IMPROVEMENT PLANS FOR:
CARLSBAD CURB RAMP IMPROVEMENTS
PIO PICO DR AND PINE AVE
BASSWOOD AVE AND VALLEY ST

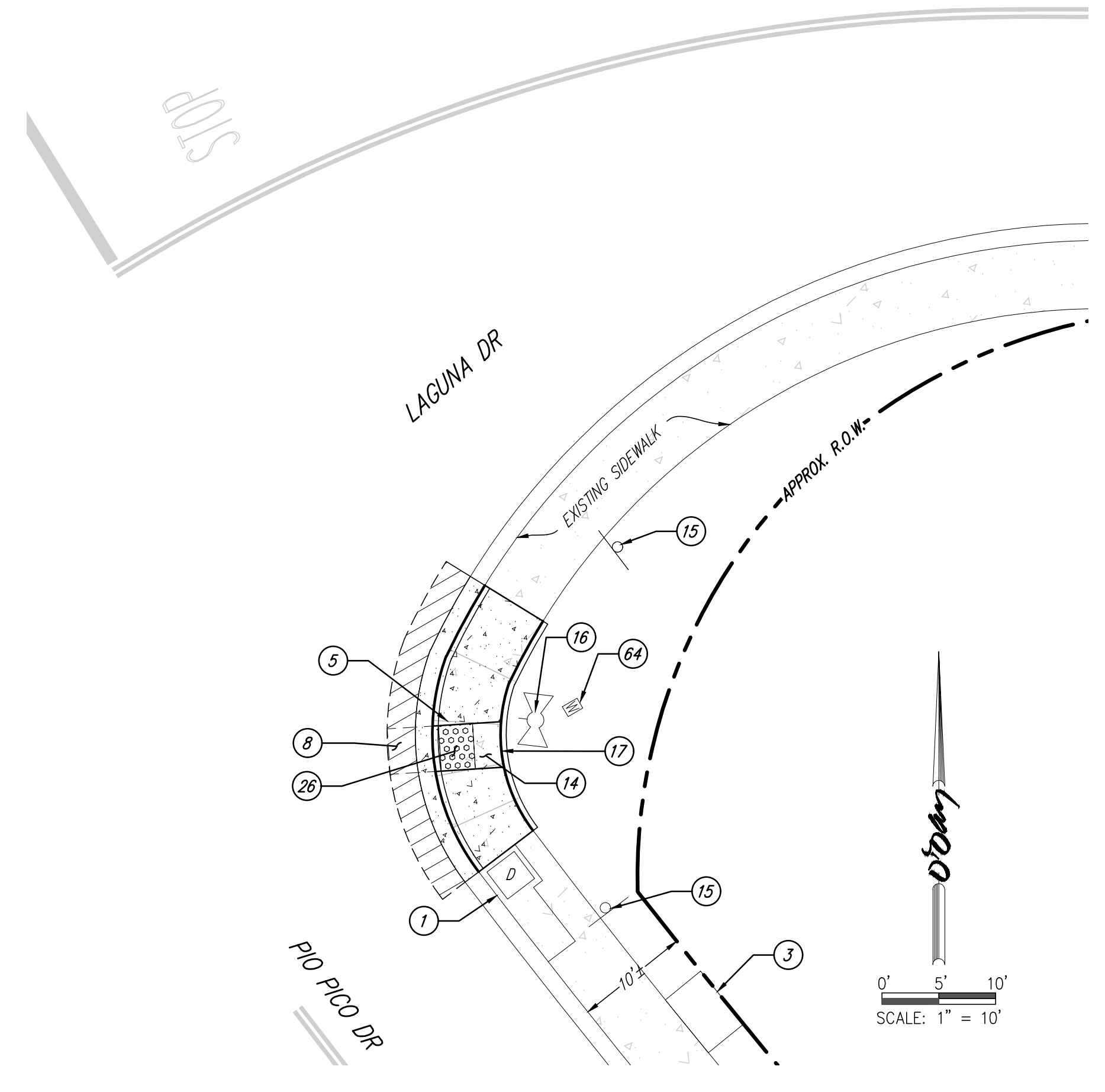
APPROVED: _____
HOSSEIN AJIDEH
ENGINEERING MANAGER PE 75991 EXPIRES 6/30/22 DATE _____

DWN BY: _____ PROJECT NO. CIP 6049-20
CHKD BY: _____ DRAWING NO. 506-3A
RVWD BY: _____

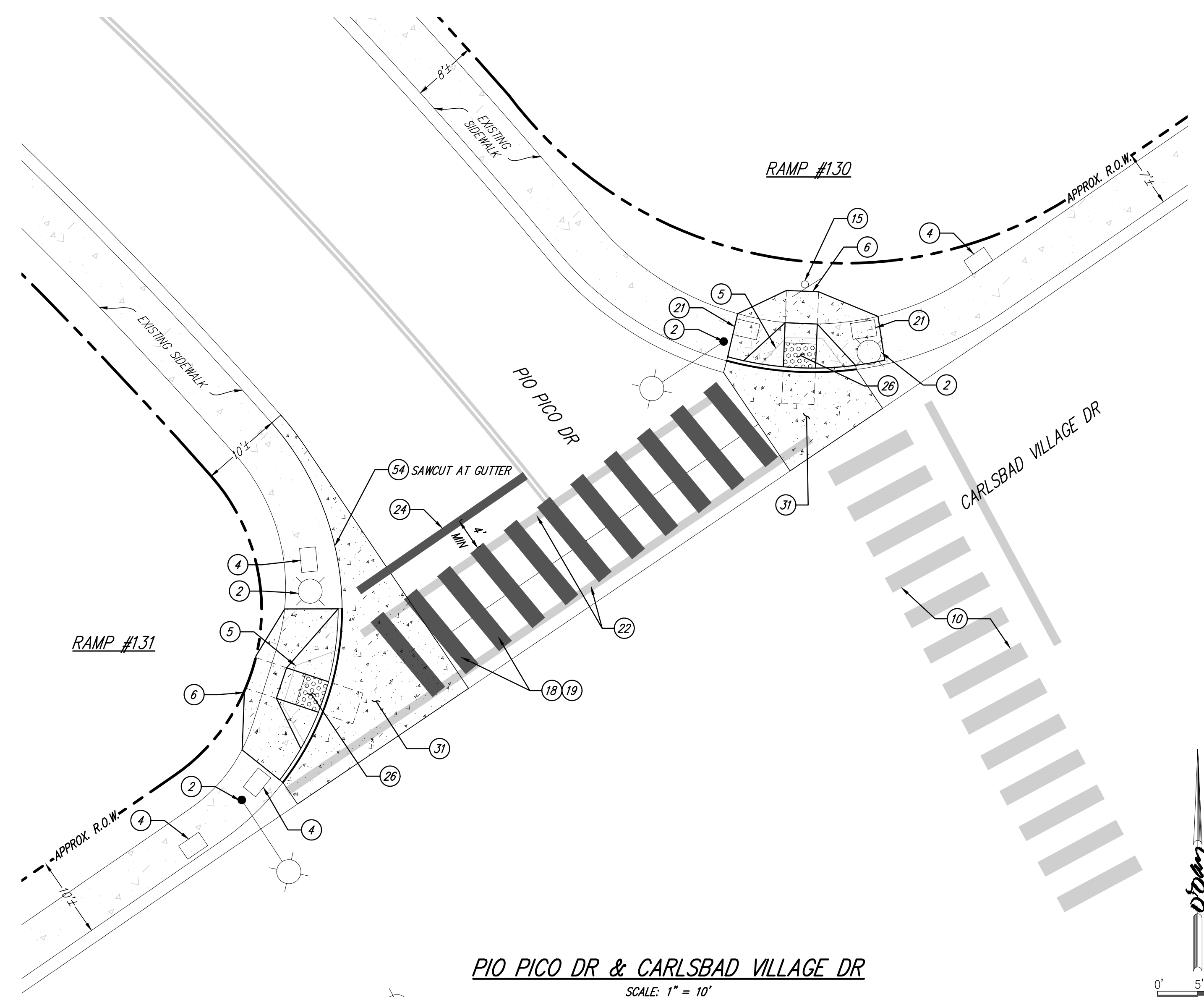
FINAL SUBMITTAL

CONSTRUCTION NOTES:

- ① EXISTING CURB INLET. PROTECT IN PLACE. STENCIL OR STAMP CURB INLET PER CASQA SD-13. "NO DUMPING - DRAINS TO OCEAN"
- ② EXISTING TRAFFIC SIGNAL POLE. PROTECT IN PLACE.
- ③ EXISTING ELECTRICAL CABINET. PROTECT IN PLACE.
- ④ EXISTING PULLBOX. PROTECT IN PLACE.
- ⑤ REMOVE EXISTING NON-COMPLIANT CURB RAMP. SAWCUT TO NEAREST JOINT.
- ⑥ CONSTRUCT TYPE "A-1" CURB RAMP PER SDRSD G-28 ON TOP OF 6" CLASS II AGGREGATE BASE, IF EXISTING BASE MATERIAL IS UNSUITABLE. SEE SHEET 2 CONSTRUCTION NOTE 18.
- ⑧ MAXIMUM CROSS-SLOPE OF ADJOINING GUTTER PAN AND A.C. ROAD SURFACE IMMEDIATELY ADJACENT TO BOTTOM OF THE RAMP SHALL NOT EXCEED 5% WITHIN 4'-0" AREA OF BOTTOM LANDING.
- ⑩ EXISTING CROSSWALK STRIPING TO REMAIN.
- ⑭ CONSTRUCT TYPE "C" CURB RAMP PER SDRSD G-29 ON TOP OF 6" CLASS II AGGREGATE BASE, IF EXISTING BASE MATERIAL IS UNSUITABLE. SEE SHEET 2 CONSTRUCTION NOTE 18.
- ⑮ EXISTING SIGN TO REMAIN, PROTECT IN PLACE.
- ⑯ EXISTING FIRE HYDRANT TO REMAIN, PROTECT IN PLACE.
- ⑰ INSTALL 6" MONOLITHIC RETAINING CURB OF VARIABLE HEIGHT, 2" ABOVE ADJACENT EXISTING GRADE.
- ⑱ INSTALL CONTINENTAL CROSS-WALK STRIPING PER NOTES AND DETAIL ON SHEET 2 OF THESE IMPROVEMENT PLANS.
- ⑲ PAVEMENT MARKINGS, STRIPING & SIGNAGE SHALL CONFORM TO THE LATEST EDITION OF THE CALIFORNIA MANUAL ON UNIFORM TRAFFIC CONTROL DEVICES (CA MUTCD) AND CITY OF CARLSBAD STANDARD DRAWINGS.
- ⑳ REPLACE EXISTING PULLBOX.
- ㉑ GRIND EXISTING CONFLICTING STRIPING.
- ㉒ INSTALL 12" THICK WHITE THERMOPLASTIC STRIPING FOR LIMIT LINE AT STOP BAR.
- ㉔ INSTALL 4'x3' TRUNCATED DOMES, DETECTABLE WARNING TILES (DWT) PER SDRSD G-30.
- ㉕ CONSTRUCT PORTION OF CONCRETE CROSS-GUTTER AND/OR SPANREL PER SDRSD G-12. CROSS-SLOPE IMMEDIATELY ADJACENT TO BOTTOM OF RAMP SHALL NOT EXCEED 5% WITHIN 4'-0" AREA OF BOTTOM LANDING.
- ⑤④ EXISTING CURB, PROTECT IN PLACE.
- ⑤⑥ EXISTING WATER METER BOX TO REMAIN. PROTECT IN PLACE.



PIO PICO DR & LAGUNA DR
S.E. CORNER - RAMP #129
SCALE: 1" = 10'



PIO PICO DR & CARLSBAD VILLAGE DR
SCALE: 1" = 10'

NOTE!!
ELECTRONIC DATA FILES ARE FOR REFERENCE ONLY AND ARE NOT TO BE USED FOR HORIZONTAL OR VERTICAL SURVEY CONTROL.

NOTE
CONTRACTOR TO VERIFY THE EXACT LOCATION OF EXISTING UTILITIES IN THE FIELD PRIOR TO CONSTRUCTION!

O'Day CONSULTANTS
2710 Laker Avenue West
Suite 100 Carlsbad,
California 92010
760-931-7100 Fax:
760-931-8680
OdayConsultants.com

Civil Engineering
Planning
Processing
Surveying

DESIGNED BY: N.F., E.Z.B. DATE: FEB 2020
DRAWN BY: J.S. SCALE: AS SHOWN
PROJECT MGR.: N.F. JOB NO.: 201005

ENGINEER OF WORK:
NICHOLE A. FINE
DATE: _____
RCE: 70035



DATE	INITIAL	REVISION DESCRIPTION	DATE	INITIAL	DATE	INITIAL

"AS BUILT"

RCE _____ EXP. _____ DATE _____

REVIEWED BY: _____

INSPECTOR _____ DATE _____

SHEET 18 CITY OF CARLSBAD TRANSPORTATION DEPARTMENT SHEETS 28

IMPROVEMENT PLANS FOR:
CARLSBAD CURB RAMP IMPROVEMENTS
PIO PICO DR AND LAGUNA DR
PIO PICO DR AND CARLSBAD VILLAGE DR


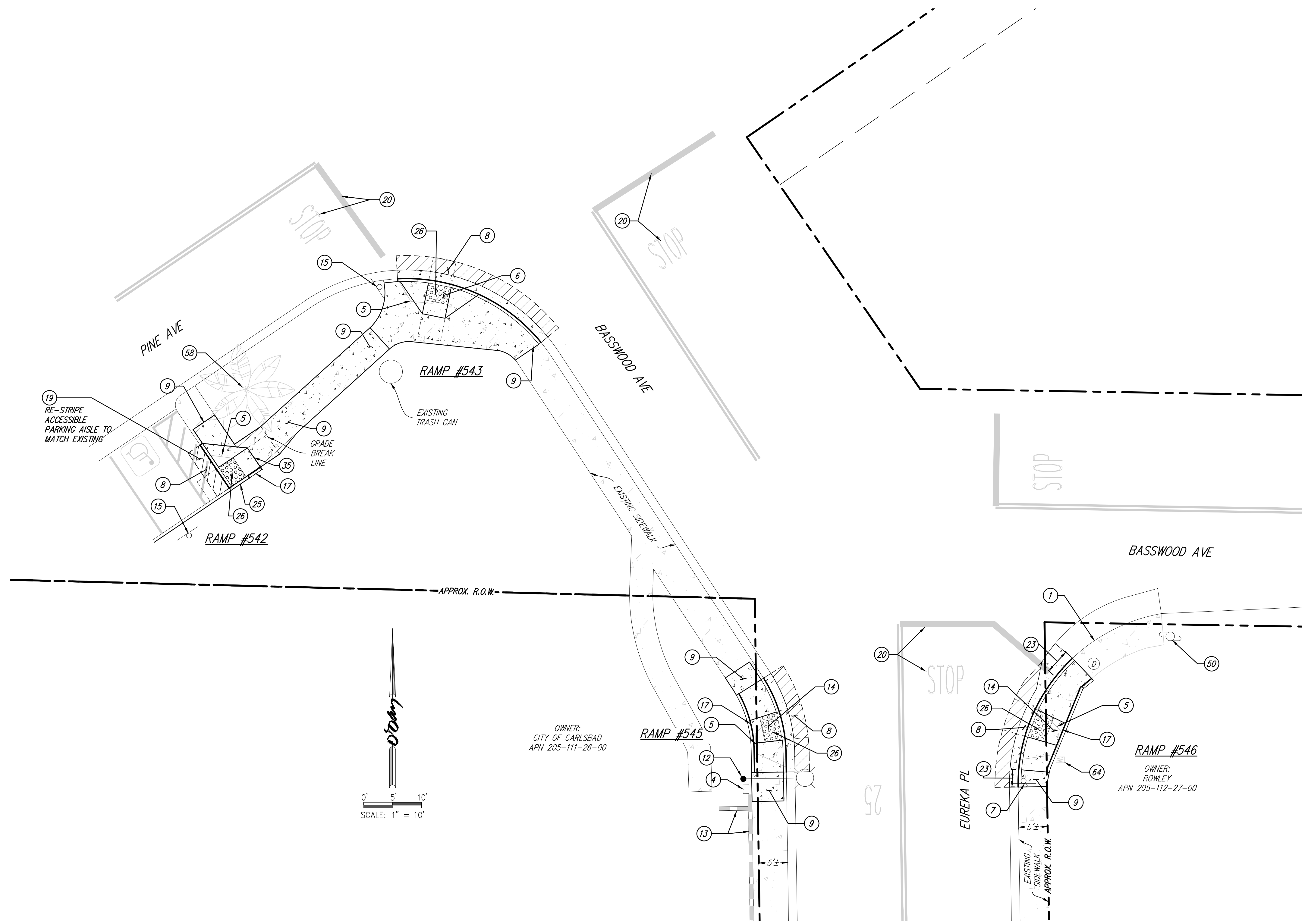
APPROVED: _____ HOSSEIN AJIDEH
ENGINEERING MANAGER PE 75991 EXPIRES 6/30/22 DATE _____

DWN BY: _____ PROJECT NO. CIP 6049-20
CHKD BY: _____
RVWD BY: _____ DRAWING NO. 506-3A

FINAL SUBMITTAL

CONSTRUCTION NOTES:

- ① EXISTING CURB INLET. PROTECT IN PLACE. STENCIL OR STAMP CURB INLET PER CASQA SD-13. "NO DUMPING - DRAINS TO OCEAN"
- ④ EXISTING PULLBOX. PROTECT IN PLACE.
- ⑤ REMOVE EXISTING NON-COMPLIANT CURB RAMP. SAWCUT TO NEAREST JOINT.
- ⑥ CONSTRUCT TYPE 'A-1' CURB RAMP PER SDRSD G-28 ON TOP OF 6" CLASS II AGGREGATE BASE, IF EXISTING BASE MATERIAL IS UNSUITABLE. SEE SHEET 2 CONSTRUCTION NOTE 18.
- ⑦ RELOCATE EXISTING SIGN.
- ⑧ MAXIMUM CROSS-SLOPE OF ADJOINING GUTTER PAN AND A.C. ROAD SURFACE IMMEDIATELY ADJACENT TO BOTTOM OF THE RAMP SHALL NOT EXCEED 5% WITHIN 4'-0" AREA OF BOTTOM LANDING.
- ⑨ INSTALL 4" PCC SIDEWALK PER SDRSD G-7. TRANSITION WALKWAY TO MATCH EXISTING SIDEWALK AT NEAREST JOINT.
- ⑫ EXISTING STREET LIGHT TO REMAIN, PROTECT IN PLACE.
- ⑬ EXISTING WALL TO REMAIN, PROTECT IN PLACE.
- ⑭ CONSTRUCT TYPE 'C' CURB RAMP PER SDRSD G-29 ON TOP OF 6" CLASS II AGGREGATE BASE, IF EXISTING BASE MATERIAL IS UNSUITABLE. SEE SHEET 2 CONSTRUCTION NOTE 18.
- ⑮ EXISTING SIGN TO REMAIN, PROTECT IN PLACE.
- ⑰ INSTALL 6" MONOLITHIC RETAINING CURB OF VARIABLE HEIGHT, 2" ABOVE ADJACENT EXISTING GRADE.
- ⑲ PAVEMENT MARKINGS, STRIPING & SIGNAGE SHALL CONFORM TO THE LATEST EDITION OF THE CALIFORNIA MANUAL ON UNIFORM TRAFFIC CONTROL DEVICES (CA MUTCD) AND CITY OF CARLSBAD STANDARD DRAWINGS.
- ⑳ EXISTING LIMIT BAR STRIPING AND PAVEMENT MARKINGS TO REMAIN, PROTECT IN PLACE.
- ㉓ CONSTRUCT TYPE 'C'; 6" CURB & CUTTER OVER 6" CLASS 2 AGGREGATE BASE PER SDRSD G-2, IF EXISTING BASE MATERIAL IS UNSUITABLE. SEE SHEET 2 CONSTRUCTION NOTE 18.
- ㉕ INSTALL 6" WIDE MONOLITHIC CURB, TRANSITION FROM 6" CURB FACE TO 0" CURB FACE ALONG EDGE OF RAMP.
- ㉖ INSTALL 4'x3' TRUNCATED DOMES, DETECTABLE WARNING TILES (DWT) PER SDRSD G-30.
- ㉗ CONSTRUCT TYPE 'D' CURB RAMP PER SDRSD G-31 ON TOP OF 6" CLASS II AGGREGATE BASE, IF EXISTING BASE MATERIAL IS UNSUITABLE. SEE SHEET 2 CONSTRUCTION NOTE 18.
- ⑵① EXISTING POWER POLE, PROTECT IN PLACE.
- ⑵② EXISTING TREE TO REMAIN, PROTECT IN PLACE.
- ⑵④ EXISTING WATER METER BOX TO REMAIN, PROTECT IN PLACE.



PINE AVE, BASSWOOD AVE & EUREKA PL
SCALE: 1" = 10'

OWNER:
CITY OF CARLSBAD
APN 205-111-26-00

OWNER:
ROWLEY
APN 205-112-27-00

NOTE!!
ELECTRONIC DATA FILES ARE FOR REFERENCE ONLY AND ARE NOT TO BE USED FOR HORIZONTAL OR VERTICAL SURVEY CONTROL.

NOTE
CONTRACTOR TO VERIFY THE EXACT LOCATION OF EXISTING UTILITIES IN THE FIELD PRIOR TO CONSTRUCTION!

O'Day CONSULTANTS
2710 Laker Avenue West
Suite 100 Carlsbad,
California 92010
760-931-7100 Fax:
760-931-8680
OdayConsultants.com

Civil Engineering
Planning
Processing
Surveying

DESIGNED BY: N.F., E.Z.B. DATE: FEB 2020
DRAWN BY: J.S. SCALE: AS SHOWN
PROJECT MGR.: N.F. JOB NO.: 201005

ENGINEER OF WORK:
NICHOLE A. FINE
DATE: RCE: 70035



DATE	INITIAL	REVISION DESCRIPTION	DATE	INITIAL	DATE	INITIAL

"AS BUILT"

RCE _____ EXP. _____ DATE _____

REVIEWED BY: _____

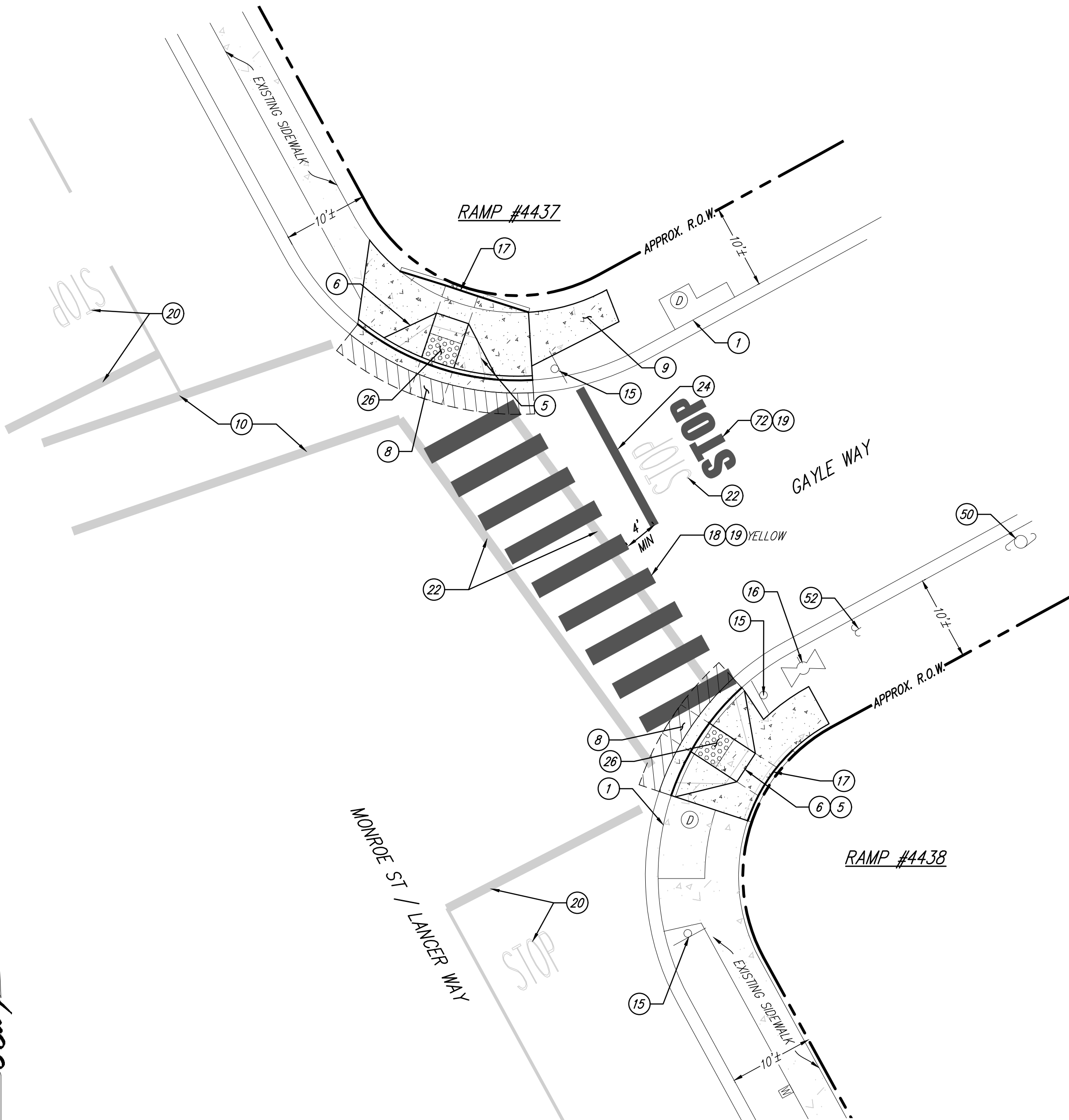
INSPECTOR _____ DATE _____

SHEET 19	CITY OF CARLSBAD TRANSPORTATION DEPARTMENT	SHEETS 28
IMPROVEMENT PLANS FOR: CARLSBAD CURB RAMP IMPROVEMENTS PIO PICO DR AND LAGUNA DR PIO PICO DR AND CARLSBAD VILLAGE DR		
APPROVED: _____ HOSSEIN AJIDEH		
ENGINEERING MANAGER PE 75991 EXPIRES 6/30/22 DATE _____		
DWN BY: _____	PROJECT NO. CIP 6049-20	DRAWING NO. 506-3A
CHKD BY: _____		
RWVD BY: _____		

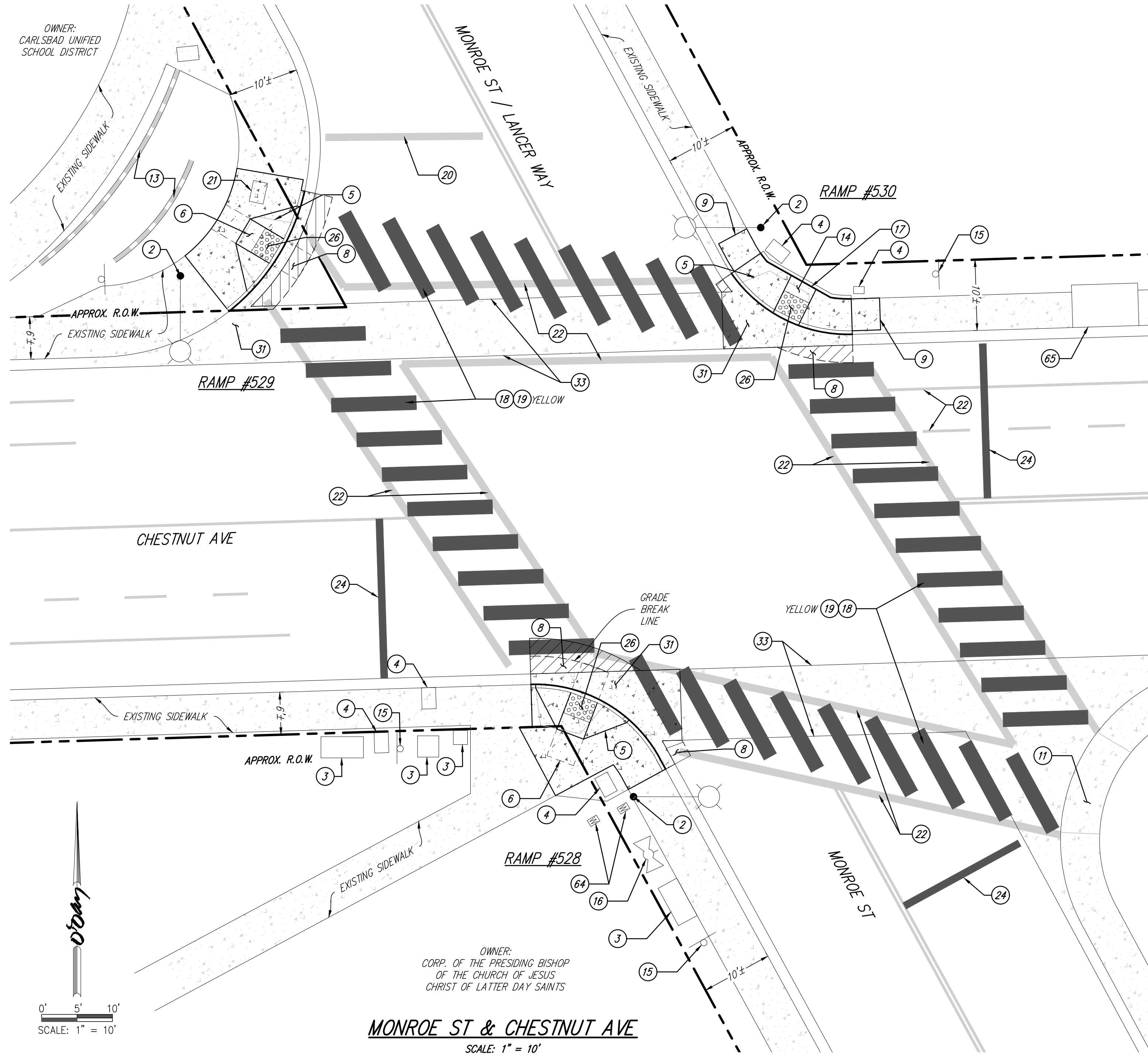
FINAL SUBMITTAL

CONSTRUCTION NOTES:



- ① EXISTING CURB INLET. PROTECT IN PLACE. STENCIL OR STAMP CURB INLET PER CASQA SD-13. "NO DUMPING - DRAINS TO OCEAN"
- ② EXISTING TRAFFIC SIGNAL POLE. PROTECT IN PLACE.
- ③ EXISTING ELECTRICAL CABINET. PROTECT IN PLACE.
- ④ EXISTING PULLBOX. PROTECT IN PLACE.
- ⑤ REMOVE EXISTING NON-COMPLIANT CURB RAMP. SAWCUT TO NEAREST JOINT.
- ⑥ CONSTRUCT TYPE "A-1" CURB RAMP PER SDRSD G-28 ON TOP OF 6" CLASS II AGGREGATE BASE, IF EXISTING BASE MATERIAL IS UNSUITABLE. SEE SHEET 2 CONSTRUCTION NOTE 18.
- ⑧ MAXIMUM CROSS-SLOPE OF ADJOINING GUTTER PAN AND A.C. ROAD SURFACE IMMEDIATELY ADJACENT TO BOTTOM OF THE RAMP SHALL NOT EXCEED 5% WITHIN 4'-0" AREA OF BOTTOM LANDING.
- ⑨ INSTALL 4" PCC SIDEWALK PER SDRSD G-7. TRANSITION WALKWAY TO MATCH EXISTING SIDEWALK AT NEAREST JOINT.
- ⑩ EXISTING CROSSWALK STRIPING TO REMAIN.
- ⑪ EXISTING CURB RAMP TO REMAIN.
- ⑬ EXISTING WALL TO REMAIN, PROTECT IN PLACE.
- ⑭ CONSTRUCT TYPE "C" CURB RAMP PER SDRSD G-29 ON TOP OF 6" CLASS II AGGREGATE BASE, IF EXISTING BASE MATERIAL IS UNSUITABLE. SEE SHEET 2 CONSTRUCTION NOTE 18.
- ⑮ EXISTING SIGN TO REMAIN, PROTECT IN PLACE.
- ⑯ EXISTING FIRE HYDRANT TO REMAIN, PROTECT IN PLACE.
- ⑰ INSTALL 6" MONOLITHIC RETAINING CURB OF VARIABLE HEIGHT, 2" ABOVE ADJACENT EXISTING GRADE.
- ⑱ INSTALL CONTINENTAL CROSS-WALK STRIPING PER NOTES AND DETAIL ON SHEET 2 OF THESE IMPROVEMENT PLANS.
- ⑲ PAVEMENT MARKINGS, STRIPING & SIGNAGE SHALL CONFORM TO THE LATEST EDITION OF THE CALIFORNIA MANUAL ON UNIFORM TRAFFIC CONTROL DEVICES (CA MUTCD) AND CITY OF CARLSBAD STANDARD DRAWINGS.
- ⑳ EXISTING LIMIT BAR STRIPING AND PAVEMENT MARKINGS TO REMAIN, PROTECT IN PLACE.
- ㉑ REPLACE EXISTING PULLBOX.
- ㉒ GRIND EXISTING CONFLICTING STRIPING.
- ㉔ INSTALL 12" THICK WHITE THERMOPLASTIC STRIPING FOR LIMIT LINE AT STOP BAR.
- ㉖ INSTALL 4'X3' TRUNCATED DOMES, DETECTABLE WARNING TILES (DWT) PER SDRSD G-30.
- ㉗ CONSTRUCT PORTION OF CONCRETE CROSS-GUTTER AND/OR SPANDREL PER SDRSD G-12. CROSS-SLOPE IMMEDIATELY ADJACENT TO BOTTOM OF RAMP SHALL NOT EXCEED 5% WITHIN 4'-0" AREA OF BOTTOM LANDING.
- ㉘ EXISTING CROSS-GUTTER TO REMAIN, UNLESS OTHERWISE NOTED.
- ㉙ EXISTING POWER POLE, PROTECT IN PLACE.
- ㉚ EXISTING DEADMAN, PROTECT IN PLACE.
- ㉛ EXISTING WATER METER BOX TO REMAIN. PROTECT IN PLACE.
- ㉜ EXISTING UTILITY VAULT TO REMAIN. PROTECT IN PLACE.
- ㉝ INSTALL PAVEMENT LEGEND PER DETAIL ON SHEET 2.



MONROE ST & GAYLE WAY
SCALE: 1" = 10'



MONROE ST & CHESTNUT AVE
SCALE: 1" = 10'



NOTE!!
ELECTRONIC DATA FILES ARE FOR REFERENCE ONLY AND ARE NOT TO BE USED FOR HORIZONTAL OR VERTICAL SURVEY CONTROL.

NOTE
CONTRACTOR TO VERIFY THE EXACT LOCATION OF EXISTING UTILITIES IN THE FIELD PRIOR TO CONSTRUCTION!

O'Day CONSULTANTS
2710 Laker Avenue West
Suite 100 Carlsbad,
California 92010
760-931-7100 Fax:
760-931-8680
OdayConsultants.com

DESIGNED BY: N.F., E.Z.B. DATE: FEB 2020
DRAWN BY: J.S. SCALE: AS SHOWN
PROJECT MGR.: N.F. JOB NO.: 201005
ENGINEER OF WORK:
NICHOLE A. FINE DATE: RCE: 70035



DATE	INITIAL	REVISION DESCRIPTION	DATE	INITIAL	DATE	INITIAL

"AS BUILT"

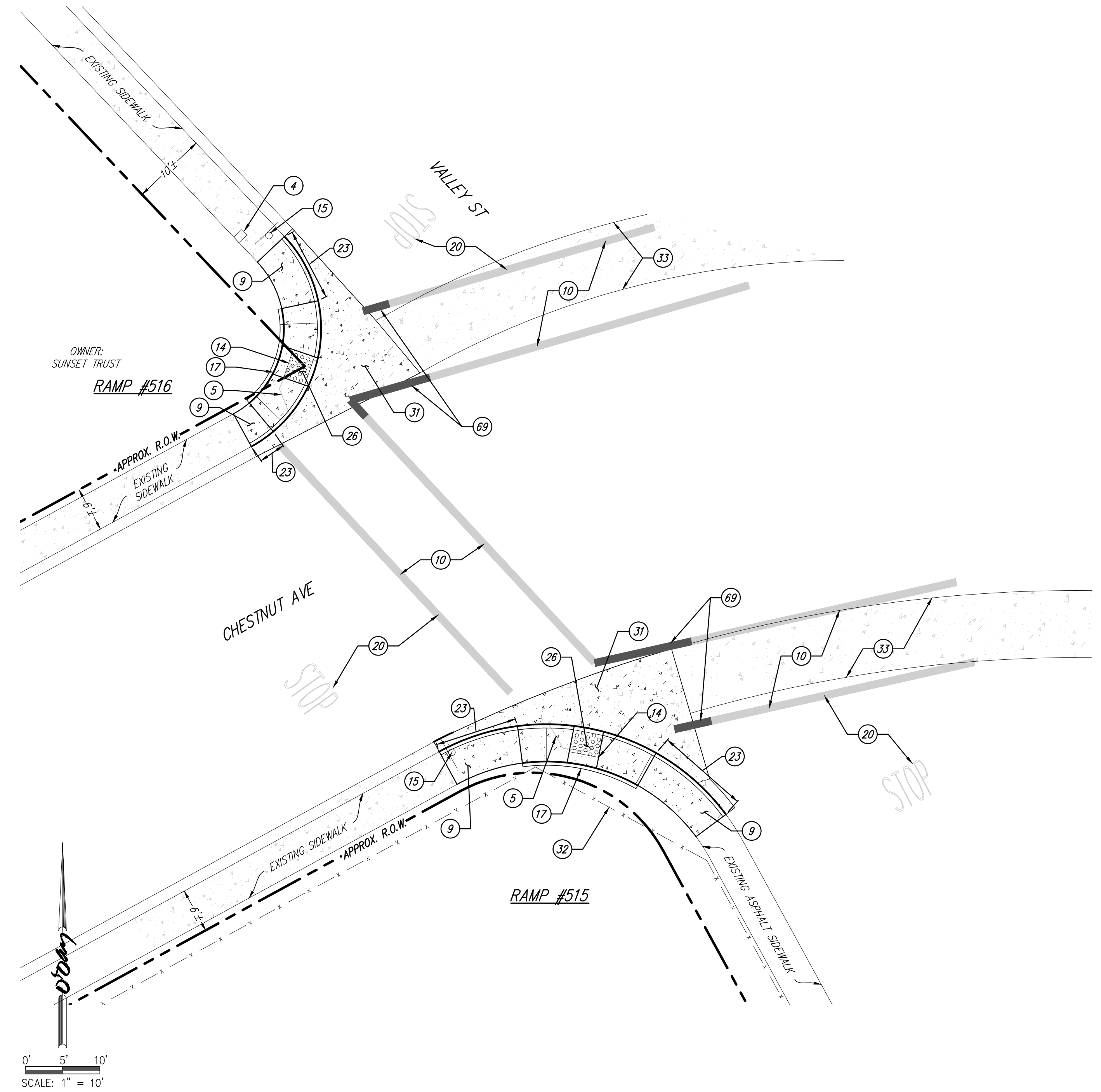
RCE _____ EXP. _____ DATE _____

REVIEWED BY: _____

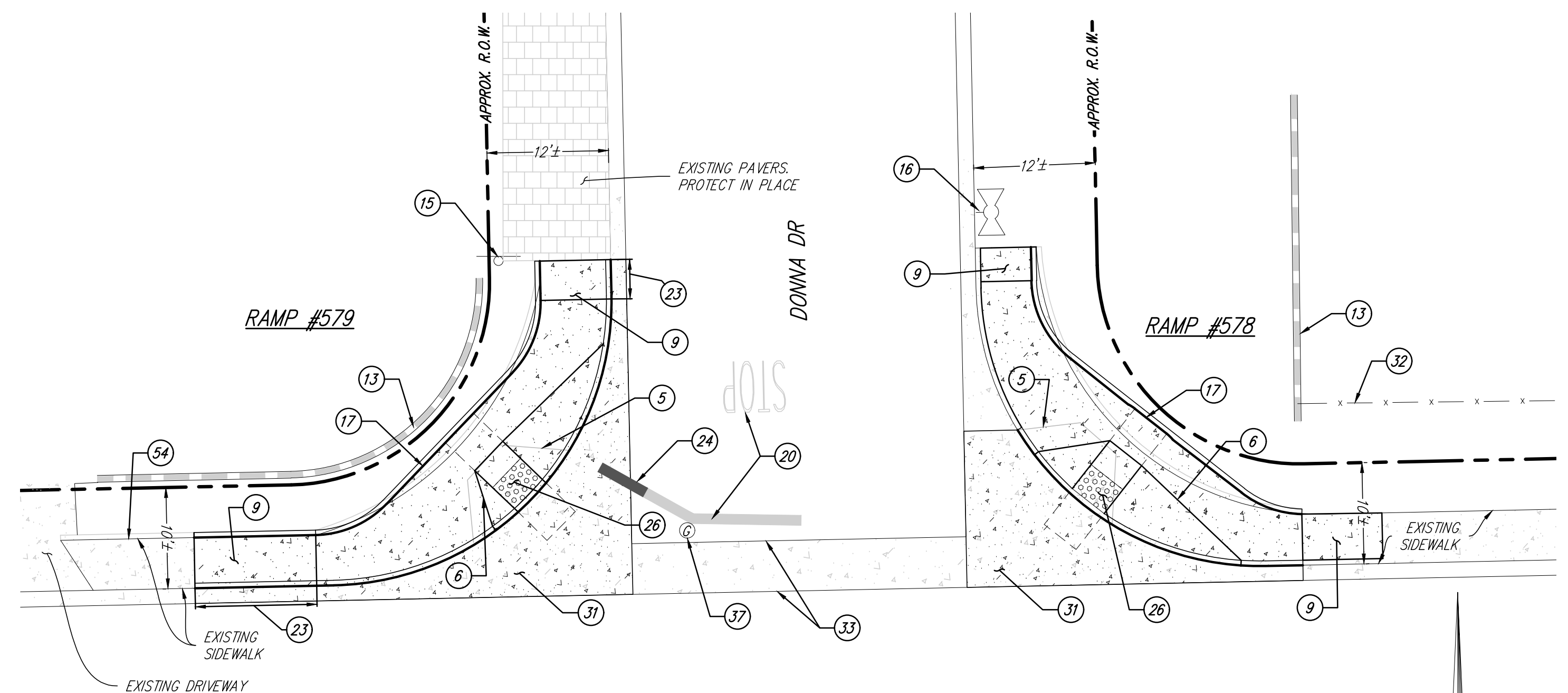
INSPECTOR _____ DATE _____

SHEET 20	CITY OF CARLSBAD TRANSPORTATION DEPARTMENT	SHEETS 28
IMPROVEMENT PLANS FOR: CARLSBAD CURB RAMP IMPROVEMENTS MONROE ST AND GAYLE WAY MONROE ST AND CHESTNUT AVE		
APPROVED: _____ HOSSEIN AJIDEH ENGINEERING MANAGER PE 75991 EXPIRES 6/30/22 DATE _____		
DWN BY: _____	PROJECT NO. CIP 6049-20	DRAWING NO. 506-3A
CHKD BY: _____		
RWVD BY: _____		

FINAL SUBMITTAL



CHESTNUT AVE & VALLEY ST
SCALE: 1" = 10'



CHESTNUT AVE & DONNA DR
SCALE: 1" = 10'

CONSTRUCTION NOTES:

- ④ EXISTING PULLBOX. PROTECT IN PLACE.
- ⑤ REMOVE EXISTING NON-COMPLIANT CURB RAMP. SAWCUT TO NEAREST JOINT.
- ⑥ CONSTRUCT TYPE "A-1" CURB RAMP PER SDRSD G-28 ON TOP OF 6" CLASS II AGGREGATE BASE, IF EXISTING BASE MATERIAL IS UNSUITABLE. SEE SHEET 2 CONSTRUCTION NOTE 18.
- ⑨ INSTALL 4" PCC SIDEWALK PER SDRSD G-7. TRANSITION WALKWAY TO MATCH EXISTING SIDEWALK AT NEAREST JOINT.
- ⑩ EXISTING CROSSWALK STRIPING TO REMAIN.
- ⑬ EXISTING WALL TO REMAIN, PROTECT IN PLACE.
- ⑭ CONSTRUCT TYPE "C" CURB RAMP PER SDRSD G-29 ON TOP OF 6" CLASS II AGGREGATE BASE, IF EXISTING BASE MATERIAL IS UNSUITABLE. SEE SHEET 2 CONSTRUCTION NOTE 18.
- ⑮ EXISTING SIGN TO REMAIN, PROTECT IN PLACE.
- ⑯ EXISTING FIRE HYDRANT TO REMAIN, PROTECT IN PLACE.
- ⑰ INSTALL 6" MONOLITHIC RETAINING CURB OF VARIABLE HEIGHT, 2" ABOVE ADJACENT EXISTING GRADE.
- ⑳ EXISTING LIMIT BAR STRIPING AND PAVEMENT MARKINGS TO REMAIN, PROTECT IN PLACE.
- ㉓ CONSTRUCT TYPE "G", 6" CURB & GUTTER OVER 6" CLASS 2 AGGREGATE BASE PER SDRSD G-2, IF EXISTING BASE MATERIAL IS UNSUITABLE. SEE SHEET 2 CONSTRUCTION NOTE 18.
- ㉔ INSTALL 12" THICK WHITE THERMOPLASTIC STRIPING FOR LIMIT LINE AT STOP BAR.
- ㉖ INSTALL 4'X3' TRUNCATED DOMES, DETECTABLE WARNING TILES (DWT) PER SDRSD G-30.
- ㉗ CONSTRUCT PORTION OF CONCRETE CROSS-GUTTER AND/OR SPANDREL PER SDRSD G-12. CROSS-SLOPE IMMEDIATELY ADJACENT TO BOTTOM OF RAMP SHALL NOT EXCEED 5% WITHIN 4'-0" AREA OF BOTTOM LANDING.
- ㉘ EXISTING FENCE TO REMAIN, PROTECT IN PLACE.
- ㉙ EXISTING CROSS-GUTTER TO REMAIN, UNLESS OTHERWISE NOTED.
- ㉚ EXISTING GAS VALVE. PROTECT IN PLACE.
- ㉛ EXISTING CURB, PROTECT IN PLACE.
- ㉜ INSTALL YELLOW THERMOPLASTIC STRIPING FOR CROSS-WALK, THICKNESS TO MATCH EXISTING CONDITIONS.

NOTE!!
ELECTRONIC DATA FILES ARE FOR REFERENCE ONLY AND ARE NOT TO BE USED FOR HORIZONTAL OR VERTICAL SURVEY CONTROL.

NOTE
CONTRACTOR TO VERIFY THE EXACT LOCATION OF EXISTING UTILITIES IN THE FIELD PRIOR TO CONSTRUCTION!

O'Day CONSULTANTS
2710 Laker Avenue West
Suite 100 Carlsbad,
California 92010
760-931-7100 Fax:
760-931-8680
OdayConsultants.com

Civil Engineering
Planning
Processing
Surveying

DESIGNED BY: N.F., E.Z.B. DATE: FEB 2020
DRAWN BY: J.S. SCALE: AS SHOWN
PROJECT MGR.: N.F. JOB NO.: 201005

ENGINEER OF WORK:
NICHOLE A. FINE
DATE: _____
RCE: 70035



DATE	INITIAL	REVISION DESCRIPTION	DATE	INITIAL	DATE	INITIAL

"AS BUILT"

RCE _____ EXP. _____ DATE _____

REVIEWED BY: _____

INSPECTOR _____ DATE _____

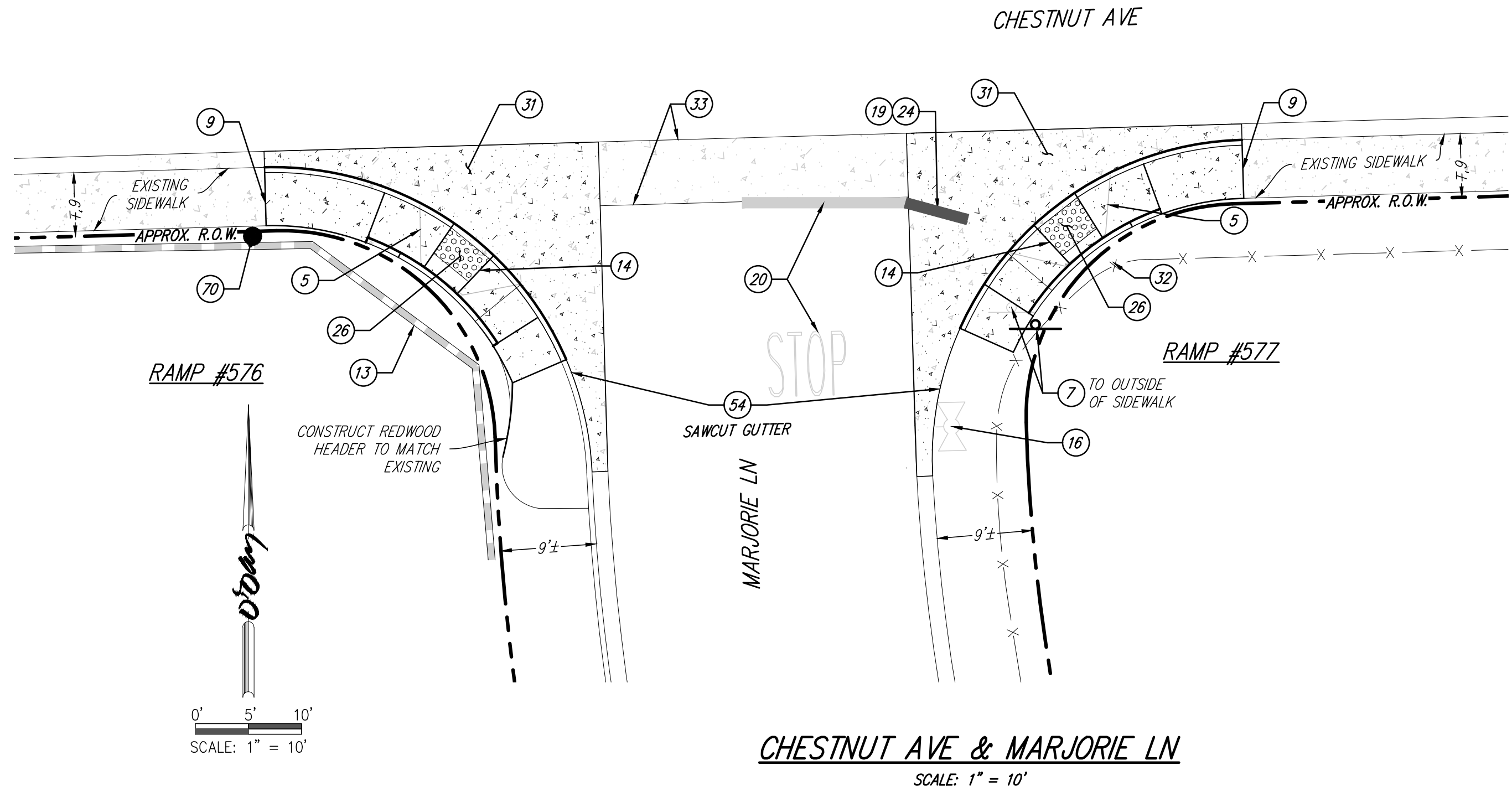
SHEET **21** CITY OF CARLSBAD SHEETS **28**
TRANSPORTATION DEPARTMENT

IMPROVEMENT PLANS FOR:
CARLSBAD CURB RAMP IMPROVEMENTS
CHESTNUT AVE AND VALLEY ST
CHESTNUT AVE AND DONNA DR

APPROVED: _____
HOSSEIN AJIDEH

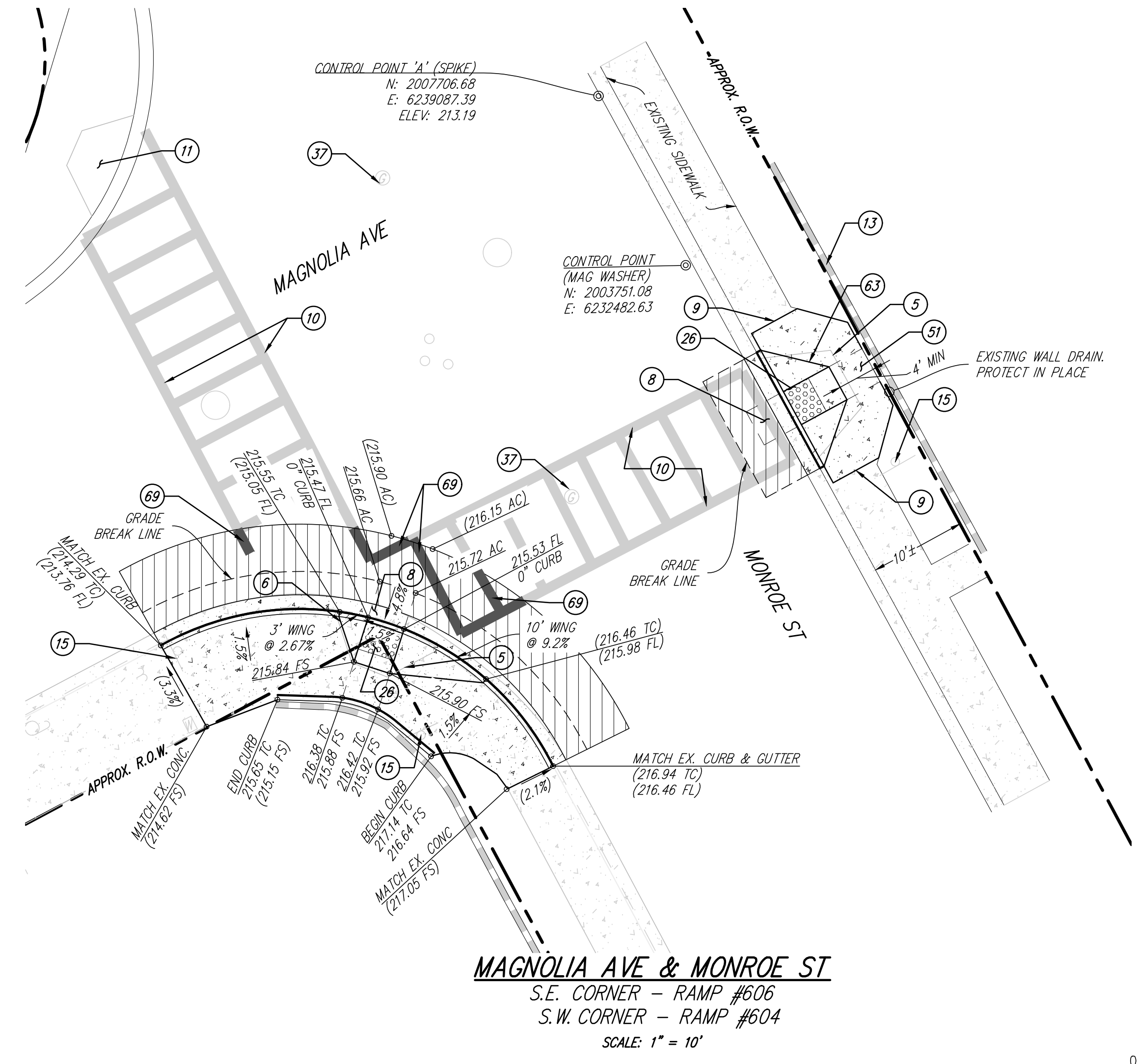
ENGINEERING MANAGER PE 75991 EXPIRES 6/30/22 DATE _____

DWN BY: _____ PROJECT NO. _____
CHKD BY: _____ CIP 6049-20
RWVD BY: _____ DRAWING NO. 506-3A



NOTES:
SEE INDEX SHEET 3 FOR ADDITIONAL SITE CONTROL USED FOR RAMP# 604.

BASIS OF COORDINATES FOR RAMPS #604:
THE BASIS OF BEARINGS FOR THIS PROJECT IS THE CALIFORNIA COORDINATE SYSTEM (CCS 83), ZONE 6, EPOCH 1991.35, GRID BEARING BETWEEN FOUND CITY OF CARLSBAD CONTROL POINTS 91 AND 105, PER RECORD OF SURVEY NUMBER 17271.
S 22°44'31" W (9840.819' GRID RECORD) 9840.86' GRID MEASURED, 9841.30' GROUND MEASURED
THE BENCHMARK FOR THIS SURVEY IS THE CITY OF CARLSBAD SURVEY CONTROL POINT 91, BEING A WELL MONUMENT STAMPED "RCE 26433" IN THE CENTER OF THE BULB CUL-DE-SAC AT THE NORTH END OF MILFORD PLACE 0.2 MILES NORTH OF TAMARACK AVE.
EL. 302.845' NGVD 29



CONSTRUCTION NOTES:

- 5 REMOVE EXISTING NON-COMPLIANT CURB RAMP. SAWCUT TO NEAREST JOINT.
- 6 CONSTRUCT TYPE 'A-1' CURB RAMP PER SDRSD G-28 ON TOP OF 6" CLASS II AGGREGATE BASE, IF EXISTING BASE MATERIAL IS UNSUITABLE. SEE SHEET 2 CONSTRUCTION NOTE 18.
- 7 RELOCATE EXISTING SIGN.
- 8 MAXIMUM CROSS-SLOPE OF ADJOINING GUTTER PAN AND A.C. ROAD SURFACE IMMEDIATELY ADJACENT TO BOTTOM OF THE RAMP SHALL NOT EXCEED 5% WITHIN 4'-0" AREA OF BOTTOM LANDING.
- 9 INSTALL 4" PCC SIDEWALK PER SDRSD G-7. TRANSITION WALKWAY TO MATCH EXISTING SIDEWALK AT NEAREST JOINT.
- 10 EXISTING CROSSWALK STRIPING TO REMAIN.
- 11 EXISTING CURB RAMP TO REMAIN.
- 13 EXISTING WALL TO REMAIN, PROTECT IN PLACE.
- 14 CONSTRUCT TYPE 'C' CURB RAMP PER SDRSD G-29 ON TOP OF 6" CLASS II AGGREGATE BASE, IF EXISTING BASE MATERIAL IS UNSUITABLE. SEE SHEET 2 CONSTRUCTION NOTE 18.
- 15 EXISTING SIGN TO REMAIN, PROTECT IN PLACE.
- 16 EXISTING FIRE HYDRANT TO REMAIN, PROTECT IN PLACE.
- 19 PAVEMENT MARKINGS, STRIPING & SIGNAGE SHALL CONFORM TO THE LATEST EDITION OF THE CALIFORNIA MANUAL ON UNIFORM TRAFFIC CONTROL DEVICES (CA MUTCD) AND CITY OF CARLSBAD STANDARD DRAWINGS.
- 20 EXISTING LIMIT BAR STRIPING AND PAVEMENT MARKINGS TO REMAIN, PROTECT IN PLACE.
- 24 INSTALL 12" THICK WHITE THERMOPLASTIC STRIPING FOR LIMIT LINE AT STOP BAR.
- 26 INSTALL 4'x3' TRUNCATED DOMES, DETECTABLE WARNING TILES (DWT) PER SDRSD G-30.
- 31 CONSTRUCT PORTION OF CONCRETE CROSS-GUTTER AND/OR SPANDREL PER SDRSD G-12. CROSS-SLOPE IMMEDIATELY ADJACENT TO BOTTOM OF RAMP SHALL NOT EXCEED 5% WITHIN 4'-0" AREA OF BOTTOM LANDING.
- 32 EXISTING FENCE TO REMAIN, PROTECT IN PLACE.
- 33 EXISTING CROSS-GUTTER TO REMAIN, UNLESS OTHERWISE NOTED.
- 37 EXISTING GAS VALVE. PROTECT IN PLACE.
- 51 EXISTING VEGETATION TO BE TRIMMED BACK TO RIGHT OF WAY.
- 54 EXISTING 6" CURB, PROTECT IN PLACE.
- 63 CONSTRUCT TYPE 'B-1' CURB RAMP PER SDRSD G-28 ON TOP OF 6" CLASS II AGGREGATE BASE, IF EXISTING BASE MATERIAL IS UNSUITABLE. SEE SHEET 2 CONSTRUCTION NOTE 18.
- 69 INSTALL YELLOW THERMOPLASTIC STRIPING FOR CROSS-WALK, THICKNESS TO MATCH EXISTING CONDITIONS.
- 70 EXISTING SURVEY MONUMENT PROTECT IN PLACE.

NOTE!!
ELECTRONIC DATA FILES ARE FOR REFERENCE ONLY AND ARE NOT TO BE USED FOR HORIZONTAL OR VERTICAL SURVEY CONTROL.

NOTE
CONTRACTOR TO VERIFY THE EXACT LOCATION OF EXISTING UTILITIES IN THE FIELD PRIOR TO CONSTRUCTION!

O'Day CONSULTANTS
2710 Laker Avenue West
Suite 100 Carlsbad,
California 92010
760-931-7700 Fax:
760-931-8680
OdayConsultants.com

Civil Engineering
Planning
Processing
Surveying

DESIGNED BY: N.F., E.Z.B. DATE: FEB 2020
DRAWN BY: J.S. SCALE: AS SHOWN
PROJECT MGR.: N.F. JOB NO.: 201005

ENGINEER OF WORK:
NICHOLE A. FINE
DATE: RCE: 70035



DATE	INITIAL	REVISION DESCRIPTION	DATE	INITIAL	DATE	INITIAL

"AS BUILT"

RCE _____ EXP. _____ DATE _____

REVIEWED BY: _____

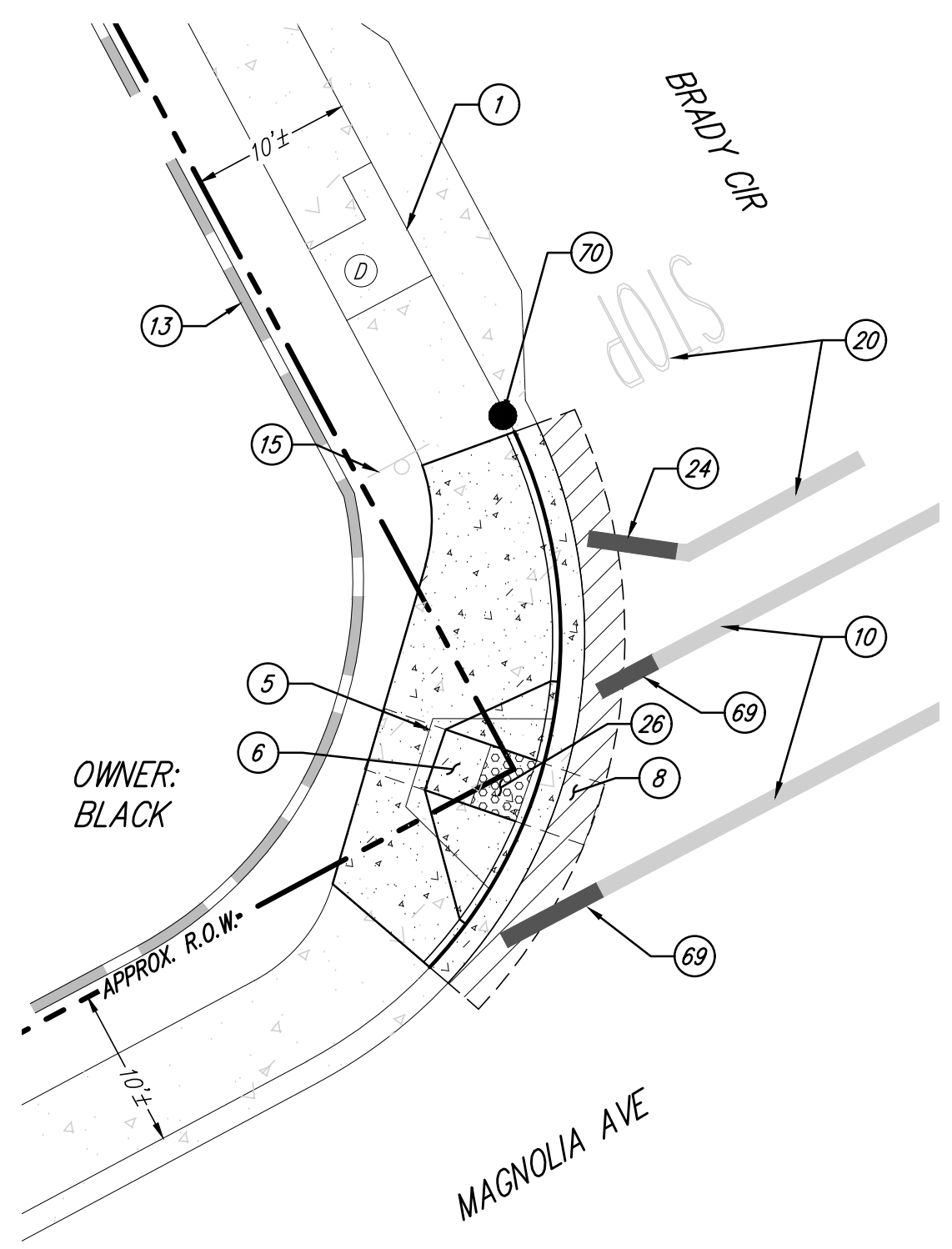
INSPECTOR _____ DATE _____

SHEET 22	CITY OF CARLSBAD TRANSPORTATION DEPARTMENT	SHEETS 28
IMPROVEMENT PLANS FOR: CARLSBAD CURB RAMP IMPROVEMENTS CHESTNUT AVE AND MARJORIE LN MAGNOLIA AVE AND MONROE ST		
APPROVED: _____ HOSSEIN AJIDEH		
ENGINEERING MANAGER PE 75991 EXPIRES 6/30/22 DATE _____		
DWN BY: _____	PROJECT NO. CIP 6049-20	DRAWING NO. 506-3A
CHKD BY: _____		
RWVD BY: _____		

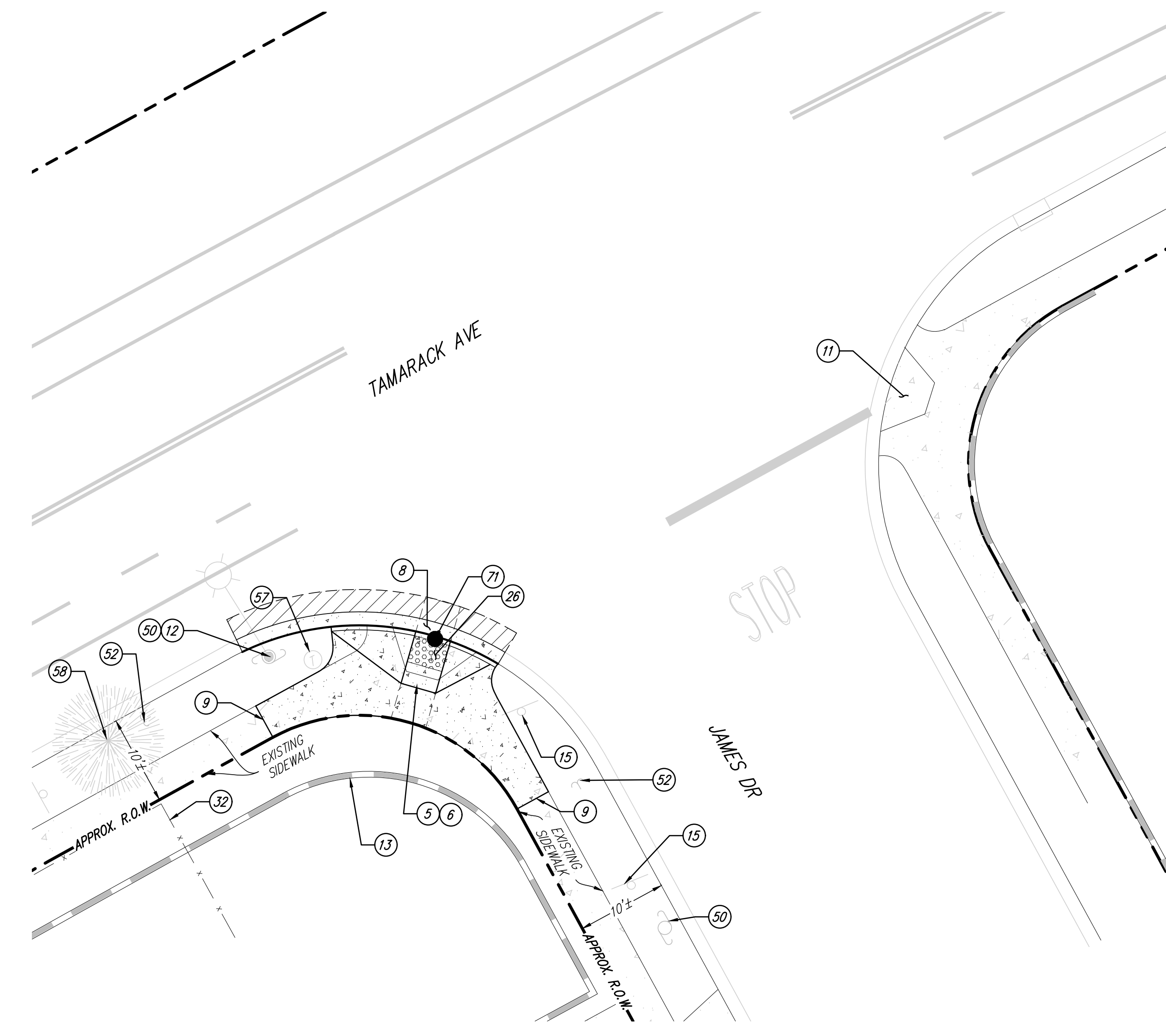
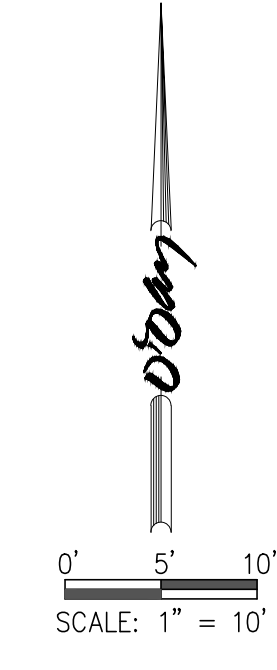
FINAL SUBMITTAL

CONSTRUCTION NOTES:

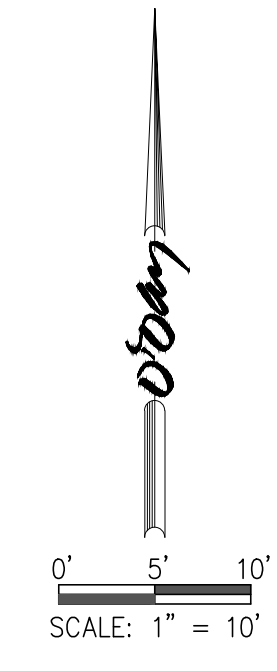
- ① EXISTING CURB INLET. PROTECT IN PLACE. STENCIL OR STAMP CURB INLET PER CASQA SD-13. "NO DUMPING - DRAINS TO OCEAN".
- ⑤ REMOVE EXISTING NON-COMPLIANT CURB RAMP. SAWCUT TO NEAREST JOINT.
- ⑥ CONSTRUCT TYPE "A-1" CURB RAMP PER SDRSD G-28 ON TOP OF 6" CLASS II AGGREGATE BASE, IF EXISTING BASE MATERIAL IS UNSUITABLE. SEE SHEET 2 CONSTRUCTION NOTE 18.
- ⑧ MAXIMUM CROSS-SLOPE OF ADJOINING GUTTER PAN AND A.C. ROAD SURFACE IMMEDIATELY ADJACENT TO BOTTOM OF THE RAMP SHALL NOT EXCEED 5% WITHIN 4'-0" AREA OF BOTTOM LANDING.
- ⑨ INSTALL 4" PCC SIDEWALK PER SDRSD G-7. TRANSITION WALKWAY TO MATCH EXISTING SIDEWALK AT NEAREST JOINT.
- ⑩ EXISTING CROSSWALK STRIPING TO REMAIN.
- ⑪ EXISTING CURB RAMP TO REMAIN.
- ⑫ EXISTING STREET LIGHT TO REMAIN, PROTECT IN PLACE.
- ⑬ EXISTING WALL TO REMAIN, PROTECT IN PLACE.
- ⑮ EXISTING SIGN TO REMAIN, PROTECT IN PLACE.
- ⑯ EXISTING LIMIT BAR STRIPING AND PAVEMENT MARKINGS TO REMAIN, PROTECT IN PLACE.
- ⑰ INSTALL 12" THICK WHITE THERMOPLASTIC STRIPING FOR LIMIT LINE AT STOP BAR.
- ⑱ INSTALL 4'x3' TRUNCATED DOMES, DETECTABLE WARNING TILES (DWT) PER SDRSD G-30.
- ⑳ EXISTING FENCE TO REMAIN, PROTECT IN PLACE.
- ㉑ EXISTING POWER POLE, PROTECT IN PLACE.
- ㉒ EXISTING DEADMAN, PROTECT IN PLACE.
- ㉓ EXISTING TELECOMMUNICATIONS RISER. PROTECT IN PLACE.
- ㉔ EXISTING TREE TO REMAIN. PROTECT IN PLACE.
- ㉕ INSTALL YELLOW THERMOPLASTIC STRIPING FOR CROSS-WALK, THICKNESS TO MATCH EXISTING CONDITIONS.
- ㉖ EXISTING SURVEY MONUMENT PROTECT IN PLACE.
- ㉗ EXISTING SURVEY MONUMENT TO BE REPLACED, CONTRACTOR TO TIE OUT EXISTING MONUMENT VIA SURVEY AND PREPARE PRE- AND POST CONSTRUCTION CORNER RECORD. SEE CONSTRUCTION NOTE 14 ON SHEET 2.



MAGNOLIA AVE & BRADY CIR
N.W. CORNER - RAMP #595
SCALE: 1" = 10'



TAMARACK AVE & JAMES DR
S.W. CORNER - RAMP #764
SCALE: 1" = 10'



NOTE!!
ELECTRONIC DATA FILES ARE FOR REFERENCE ONLY AND ARE NOT TO BE USED FOR HORIZONTAL OR VERTICAL SURVEY CONTROL.

NOTE
CONTRACTOR TO VERIFY THE EXACT LOCATION OF EXISTING UTILITIES IN THE FIELD PRIOR TO CONSTRUCTION!

O'Day CONSULTANTS
2710 Laker Avenue West
Suite 100 Carlsbad,
California 92010
760-931-7100 Fax:
760-931-8680
OdayConsultants.com

Civil Engineering
Planning
Processing
Surveying

DESIGNED BY: N.F., E.Z.B. DATE: FEB 2020
DRAWN BY: J.S. SCALE: AS SHOWN
PROJECT MGR.: N.F. JOB NO.: 201005

ENGINEER OF WORK:
NICHOLE A. FINE DATE: _____
RCE: 70035



DATE	INITIAL	REVISION DESCRIPTION	DATE	INITIAL	DATE	INITIAL

"AS BUILT"

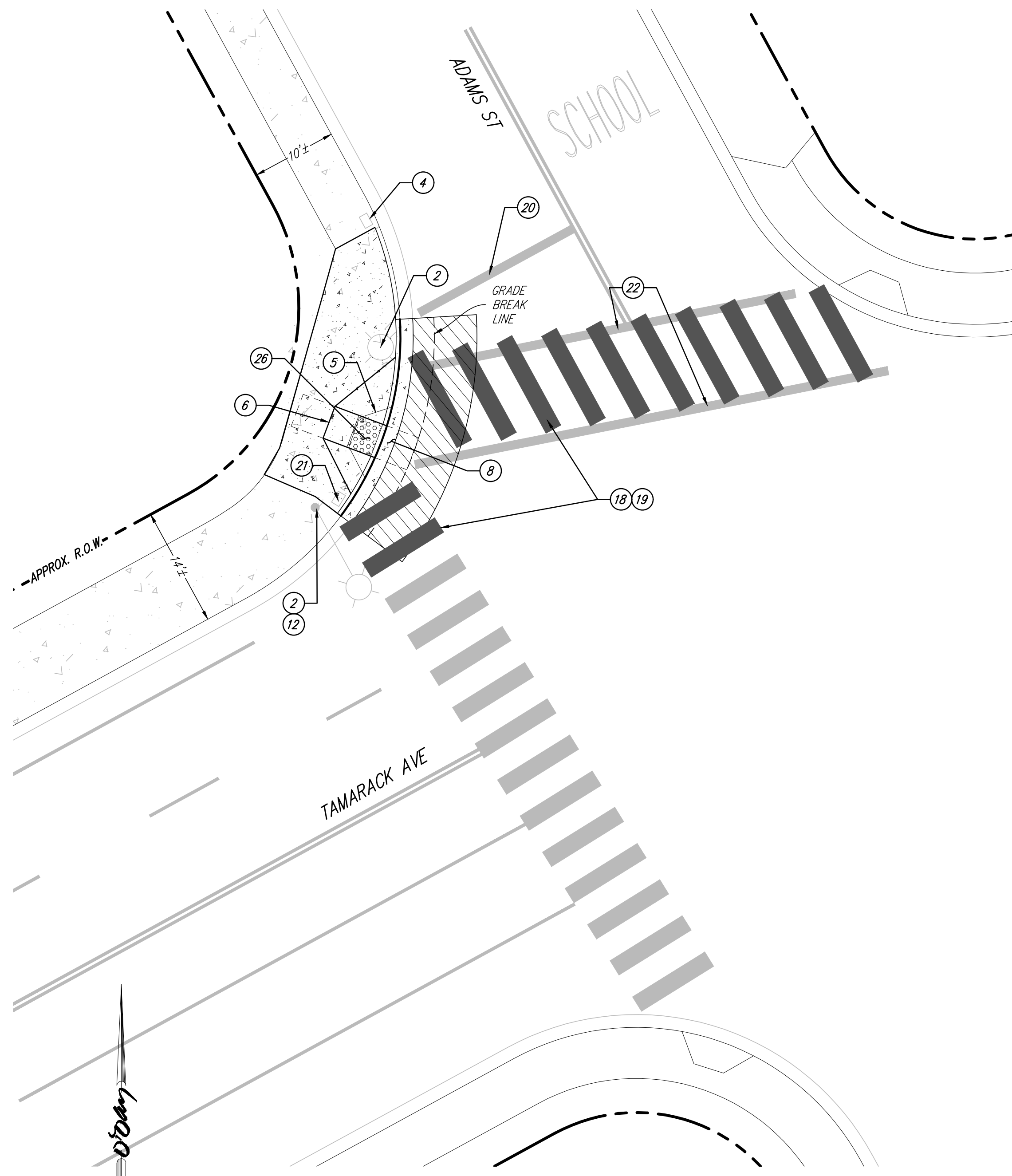
RCE _____ EXP. _____ DATE _____

REVIEWED BY: _____

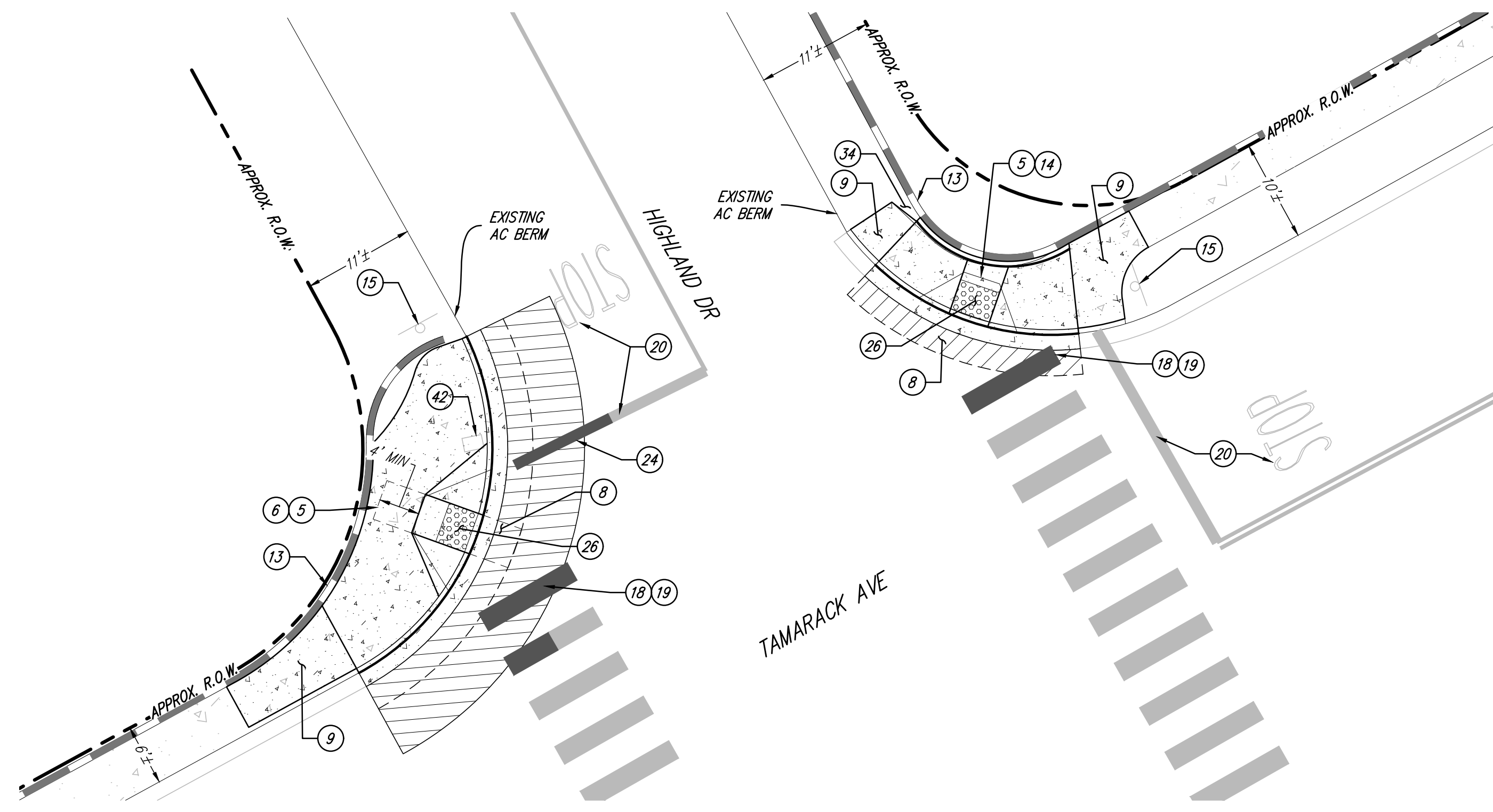
INSPECTOR _____ DATE _____

SHEET 24	CITY OF CARLSBAD TRANSPORTATION DEPARTMENT	SHEETS 28
IMPROVEMENT PLANS FOR: CARLSBAD CURB RAMP IMPROVEMENTS BRADY CIR AND MAGNOLIA AVE MAGNOLIA AVE AND VALLEY ST		
APPROVED: _____ HOSSEIN AJIDEH		
ENGINEERING MANAGER PE 75991 EXPIRES 6/30/22 DATE _____		
DWN BY: _____	PROJECT NO. CIP 6049-20	DRAWING NO. 506-3A
CHKD BY: _____		
RWVD BY: _____		

FINAL SUBMITTAL



TAMARACK AVE & ADAMS ST
 N.W. CORNER - RAMP #757
 SCALE: 1" = 10'



TAMARACK AVE & HIGHLAND DR
 N.W. CORNER - RAMP #591
 N.E. CORNER - RAMP #592
 SCALE: 1" = 10'

CONSTRUCTION NOTES:

- ② EXISTING TRAFFIC SIGNAL POLE. PROTECT IN PLACE.
- ④ EXISTING PULLBOX. PROTECT IN PLACE.
- ⑤ REMOVE EXISTING NON-COMPLIANT CURB RAMP. SAWCUT TO NEAREST JOINT.
- ⑥ CONSTRUCT TYPE 'A-1' CURB RAMP PER SDSD G-28 ON TOP OF 6" CLASS II AGGREGATE BASE, IF EXISTING BASE MATERIAL IS UNSUITABLE. SEE SHEET 2 CONSTRUCTION NOTE 18.
- ⑧ MAXIMUM CROSS-SLOPE OF ADJOINING GUTTER PAN AND A.C. ROAD SURFACE IMMEDIATELY ADJACENT TO BOTTOM OF THE RAMP SHALL NOT EXCEED 3% WITHIN 4'-0" AREA OF BOTTOM LANDING.
- ⑨ INSTALL 4" PCC SIDEWALK PER SDSD G-7. TRANSITION WALKWAY TO MATCH EXISTING SIDEWALK AT NEAREST JOINT.
- ⑫ EXISTING STREET LIGHT TO REMAIN, PROTECT IN PLACE.
- ⑬ EXISTING WALL TO REMAIN, PROTECT IN PLACE.
- ⑭ CONSTRUCT TYPE 'C' CURB RAMP PER SDSD G-29 ON TOP OF 6" CLASS II AGGREGATE BASE, IF EXISTING BASE MATERIAL IS UNSUITABLE. SEE SHEET 2 CONSTRUCTION NOTE 18.
- ⑮ EXISTING SIGN TO REMAIN, PROTECT IN PLACE.
- ⑰ INSTALL CONTINENTAL CROSS-WALK STRIPING PER NOTES AND DETAIL ON SHEET 2 OF THESE IMPROVEMENT PLANS.
- ⑲ PAVEMENT MARKINGS, STRIPING & SIGNAGE SHALL CONFORM TO THE LATEST EDITION OF THE CALIFORNIA MANUAL ON UNIFORM TRAFFIC CONTROL DEVICES (CA MUTCD) AND CITY OF CARLSBAD STANDARD DRAWINGS.
- ⑳ EXISTING LIMIT BAR STRIPING AND PAVEMENT MARKINGS TO REMAIN, PROTECT IN PLACE.
- ㉑ REPLACE EXISTING PULLBOX.
- ㉒ GRIND EXISTING CONFLICTING STRIPING.
- ㉔ INSTALL 12" THICK WHITE THERMOPLASTIC STRIPING FOR LIMIT LINE AT STOP BAR.
- ㉖ INSTALL 4'X3' TRUNCATED DOMES, DETECTABLE WARNING TILES (DWT) PER SDSD G-30.
- ㉘ EXISTING LANDSCAPING TO BE REMOVED. CONTRACTOR TO MODIFY EXISTING IRRIGATION SYSTEM ADJACENT TO BACK OF SIDEWALK AS NECESSARY AFTER CONSTRUCTING IMPROVEMENTS.
- ㉚ RELOCATE EXISTING UTILITY PULLBOX. CONTRACTOR TO MODIFY CONDUCTORS AS REQUIRED TO MAINTAIN SERVICE.

NOTE!!
 ELECTRONIC DATA FILES ARE FOR REFERENCE ONLY AND ARE NOT TO BE USED FOR HORIZONTAL OR VERTICAL SURVEY CONTROL.

NOTE
 CONTRACTOR TO VERIFY THE EXACT LOCATION OF EXISTING UTILITIES IN THE FIELD PRIOR TO CONSTRUCTION!

O'Day CONSULTANTS
 2710 Laker Avenue West
 Suite 100 Carlsbad,
 California 92010
 760-931-7700 Fax:
 760-931-8680
 ODayConsultants.com

Civil Engineering
 Planning
 Processing
 Surveying

DESIGNED BY: N.F., E.Z.B. DATE: FEB 2020
 DRAWN BY: J.S. SCALE: AS SHOWN
 PROJECT MGR.: N.F. JOB NO.: 201005

ENGINEER OF WORK:
 NICHOLE A. FINE DATE: _____
 RCE: 70035



DATE	INITIAL	REVISION DESCRIPTION	DATE	INITIAL	DATE	INITIAL

"AS BUILT"

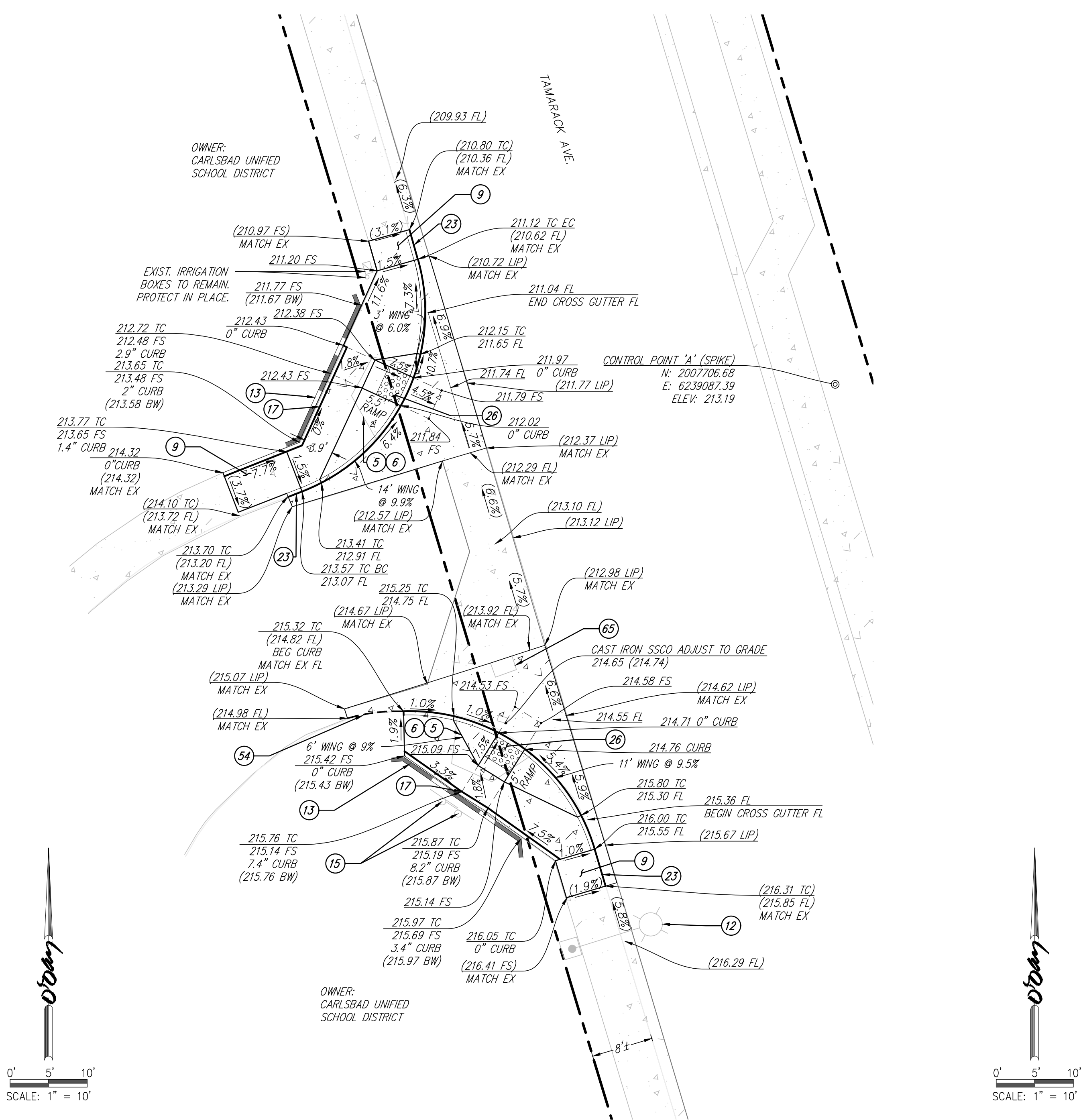
RCE _____ EXP. _____ DATE _____

REVIEWED BY: _____

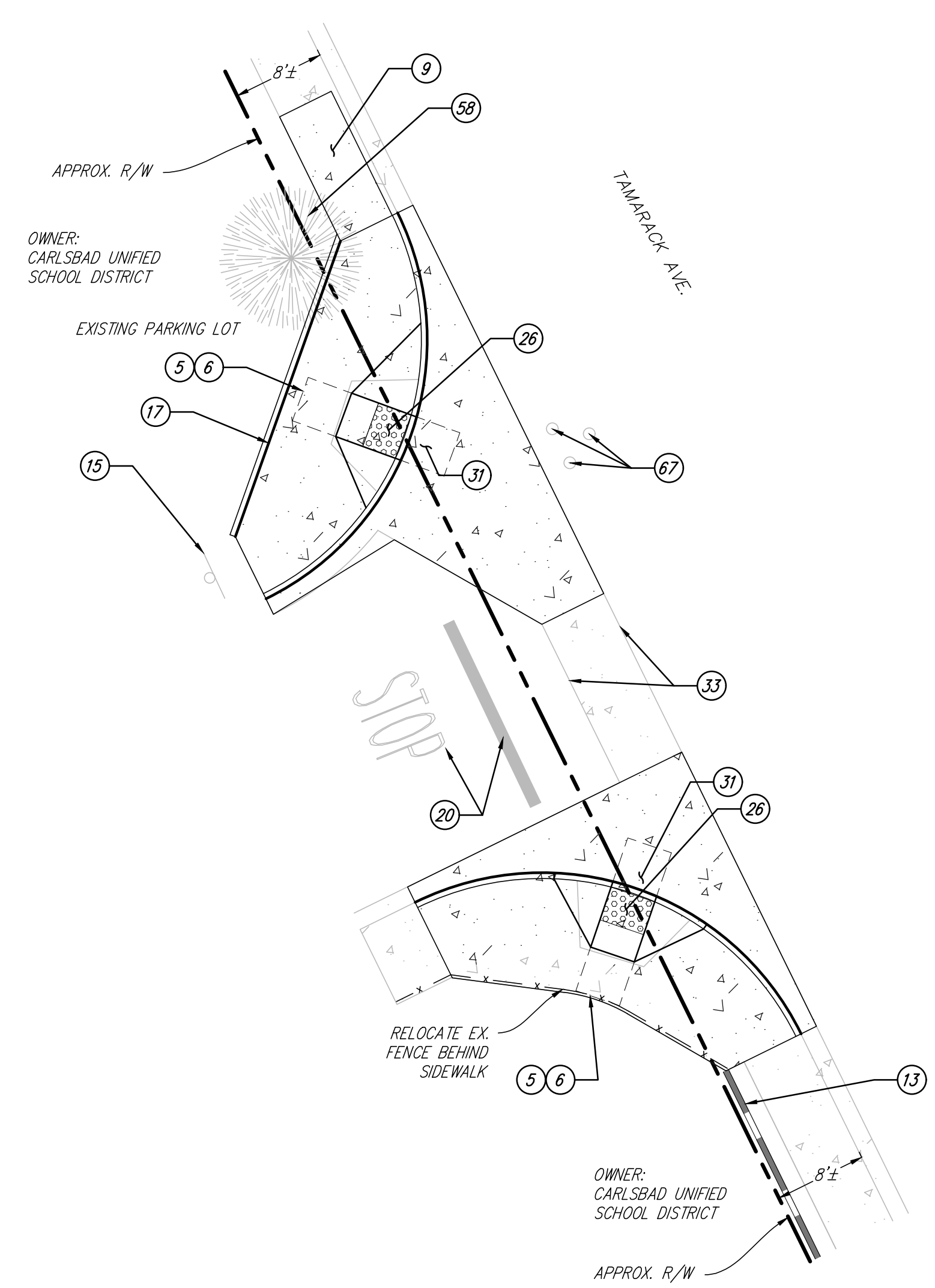
INSPECTOR _____ DATE _____

SHEET 26	CITY OF CARLSBAD TRANSPORTATION DEPARTMENT	SHEETS 28
IMPROVEMENT PLANS FOR: CARLSBAD CURB RAMP IMPROVEMENTS TAMARACK AVE AND ADAMS ST TAMARACK AVE AND HIGHLAND DR		
APPROVED: _____ HOSSEIN AJIDEH		
ENGINEERING MANAGER PE 75991 EXPIRES 6/30/22 DATE _____		
DWN BY: _____	PROJECT NO. CIP 6049-20	DRAWING NO. 506-3A
CHKD BY: _____		
RWVD BY: _____		

FINAL SUBMITTAL



**TAMARACK AVE AT HOPE
ELEMENTARY SCHOOL
NORTH DRIVEWAY – ENTRANCE**
NORTH CORNER – RAMP #3712
SOUTH CORNER – RAMP #3711
SCALE: 1" = 10'



**TAMARACK AVE AT HOPE
ELEMENTARY SCHOOL
SOUTH DRIVEWAY – EXIT**
NORTH CORNER – RAMP #3709
SOUTH CORNER – RAMP #3708
SCALE: 1" = 10'

CONSTRUCTION NOTES:

- 5 REMOVE EXISTING NON-COMPLIANT CURB RAMP. SAWCUT TO NEAREST JOINT.
- 6 CONSTRUCT TYPE 'A-1' CURB RAMP PER SDRSD G-28 ON TOP OF 6" CLASS II AGGREGATE BASE, IF EXISTING BASE MATERIAL IS UNSUITABLE. SEE SHEET 2 CONSTRUCTION NOTE 18.
- 9 INSTALL 4" PCC SIDEWALK PER SDRSD G-7. TRANSITION WALKWAY TO MATCH EXISTING SIDEWALK AT NEAREST JOINT.
- 12 EXISTING STREET LIGHT TO REMAIN, PROTECT IN PLACE.
- 13 EXISTING WALL TO REMAIN, PROTECT IN PLACE.
- 15 EXISTING SIGN TO REMAIN, PROTECT IN PLACE.
- 17 INSTALL 6" MONOLITHIC RETAINING CURB OF VARIABLE HEIGHT, 2" ABOVE ADJACENT EXISTING GRADE.
- 20 EXISTING LIMIT BAR STRIPING AND PAVEMENT MARKINGS TO REMAIN, PROTECT IN PLACE.
- 23 CONSTRUCT TYPE 'G', 6" CURB & GUTTER OVER 6" CLASS 2 AGGREGATE BASE PER SDRSD G-2, IF EXISTING BASE MATERIAL IS UNSUITABLE. SEE SHEET 2 CONSTRUCTION NOTE 18.
- 26 INSTALL 4"x3" TRUNCATED DOMES, DETECTABLE WARNING TILES (DWT) PER SDRSD G-30.
- 31 CONSTRUCT PORTION OF CONCRETE CROSS-GUTTER AND/OR SPANDREL PER SDRSD G-12. CROSS-SLOPE IMMEDIATELY ADJACENT TO BOTTOM OF RAMP SHALL NOT EXCEED 5% WITHIN 4'-0" AREA OF BOTTOM LANDING.
- 33 EXISTING CROSS-GUTTER TO REMAIN, UNLESS OTHERWISE NOTED.
- 54 EXISTING 6" CURB, PROTECT IN PLACE.
- 58 EXISTING TREE TO REMAIN, PROTECT IN PLACE.
- 65 EXISTING UTILITY VAULT TO REMAIN, PROTECT IN PLACE.
- 67 EXISTING WATER VALVE TO REMAIN, PROTECT IN PLACE.

**BASIS OF COORDINATES
FOR RAMPS #3711-#3714:**

THE BASIS OF BEARINGS FOR THIS PROJECT IS THE CALIFORNIA COORDINATE SYSTEM (CCS 83), ZONE 6, EPOCH 1991.35, GRID BEARING BETWEEN FOUND CITY OF CARLSBAD CONTROL POINTS 91 AND 105, PER RECORD OF SURVEY NUMBER 17271.
S 22°44'31" W (9840.819' GRID RECORD) 9840.86' GRID MEASURED, 9841.30' GROUND MEASURED
THE BENCHMARK FOR THIS SURVEY IS THE CITY OF CARLSBAD SURVEY CONTROL POINT 91, BEING A WELL MONUMENT STAMPED "RCE 26433" IN THE CENTER OF THE BULB CUL-DE-SAC AT THE NORTH END OF MILFORD PLACE 0.2 MILES NORTH OF TAMARACK AVE.
EL. 302.845' NGVD 29

NOTE!!
ELECTRONIC DATA FILES ARE FOR REFERENCE ONLY AND ARE NOT TO BE USED FOR HORIZONTAL OR VERTICAL SURVEY CONTROL.

NOTE
CONTRACTOR TO VERIFY THE EXACT LOCATION OF EXISTING UTILITIES IN THE FIELD PRIOR TO CONSTRUCTION!

O'Day CONSULTANTS
2710 Laker Avenue West
Suite 100 Carlsbad,
California 92010
760-931-7700 Fax:
760-931-8680
OdayConsultants.com

Civil Engineering
Planning
Processing
Surveying

DESIGNED BY: N.F., E.Z.B. DATE: FEB 2020
DRAWN BY: J.S. SCALE: AS SHOWN
PROJECT MGR.: N.F. JOB NO.: 201005

ENGINEER OF WORK:
NICHOLE A. FINE DATE: RCE: 70035



DATE	INITIAL	REVISION DESCRIPTION	DATE	INITIAL	DATE	INITIAL

"AS BUILT"

RCE _____ EXP. _____ DATE _____

REVIEWED BY: _____

INSPECTOR _____ DATE _____

SHEET 27	CITY OF CARLSBAD TRANSPORTATION DEPARTMENT	SHEETS 28
IMPROVEMENT PLANS FOR: CARLSBAD CURB RAMP IMPROVEMENTS TAMARACK AVE AND JAMES DR TAMARACK AVE AND VALLEY ST		
APPROVED: _____ HOSSEIN AJIDEH		
ENGINEERING MANAGER PE 75991 EXPIRES 6/30/22 DATE _____		
DWN BY: _____	PROJECT NO. CIP 6049-20	DRAWING NO. 506-3A
CHKD BY: _____		
RWVD BY: _____		

FINAL SUBMITTAL

CONSTRUCTION NOTES:

- 3 EXISTING ELECTRICAL CABINET. PROTECT IN PLACE.
- 4 EXISTING PULLBOX. PROTECT IN PLACE.
- 5 REMOVE EXISTING NON-COMPLIANT CURB RAMP. SAWCUT TO NEAREST JOINT.
- 6 CONSTRUCT TYPE 'A'-1' CURB RAMP PER SDRSD G-28 ON TOP OF 6" CLASS II AGGREGATE BASE, IF EXISTING BASE MATERIAL IS UNSUITABLE. SEE SHEET 2 CONSTRUCTION NOTE 18.
- 8 MAXIMUM CROSS-SLOPE OF ADJOINING GUTTER PAN AND A.C. ROAD SURFACE IMMEDIATELY ADJACENT TO BOTTOM OF THE RAMP SHALL NOT EXCEED 5% WITHIN 4'-0" AREA OF BOTTOM LANDING.
- 9 INSTALL 4" PCC SIDEWALK PER SDRSD G-7. TRANSITION WALKWAY TO MATCH EXISTING SIDEWALK AT NEAREST JOINT.
- 12 EXISTING STREET LIGHT TO REMAIN, PROTECT IN PLACE.
- 14 CONSTRUCT TYPE 'C' CURB RAMP PER SDRSD G-29 ON TOP OF 6" CLASS II AGGREGATE BASE, IF EXISTING BASE MATERIAL IS UNSUITABLE. SEE SHEET 2 CONSTRUCTION NOTE 18.
- 15 EXISTING SIGN TO REMAIN, PROTECT IN PLACE.
- 18 INSTALL CONTINENTAL CROSS-WALK STRIPING PER NOTES AND DETAIL ON SHEET 2 OF THESE IMPROVEMENT PLANS.
- 19 PAVEMENT MARKINGS, STRIPING & SIGNAGE SHALL CONFORM TO THE LATEST EDITION OF THE CALIFORNIA MANUAL ON UNIFORM TRAFFIC CONTROL DEVICES (CA MUTCD) AND CITY OF CARLSBAD STANDARD DRAWINGS.
- 20 EXISTING LIMIT BAR STRIPING AND PAVEMENT MARKINGS TO REMAIN, PROTECT IN PLACE.
- 22 GRIND EXISTING CONFLICTING STRIPING.
- 23 CONSTRUCT TYPE 'G', 6" CURB & GUTTER OVER 6" CLASS 2 AGGREGATE BASE PER SDRSD G-2, IF EXISTING BASE MATERIAL IS UNSUITABLE. SEE SHEET 2 CONSTRUCTION NOTE 18.
- 24 INSTALL 12" THICK WHITE THERMOPLASTIC STRIPING FOR LIMIT LINE AT STOP BAR.
- 26 INSTALL 4'X3' TRUNCATED DOMES, DETECTABLE WARNING TILES (DWT) PER SDRSD G-30.
- 31 CONSTRUCT PORTION OF CONCRETE CROSS-GUTTER AND/OR SPANDREL PER SDRSD G-12. CROSS-SLOPE IMMEDIATELY ADJACENT TO BOTTOM OF RAMP SHALL NOT EXCEED 5% WITHIN 4'-0" AREA OF BOTTOM LANDING.
- 41 REMOVE EXISTING CONCRETE SIDEWALK AND GRADE TO DRAIN BEHIND CURB RAMP TOWARDS 3" SIDEWALK DRAIN.
- 46 EXISTING MANHOLE, PROTECT IN PLACE.
- 56 EXISTING WATER AIR RELEASE VALVE. PROTECT IN PLACE.
- 57 EXISTING TELECOMMUNICATIONS RISER. PROTECT IN PLACE.
- 63 CONSTRUCT TYPE 'B'-1' CURB RAMP PER SDRSD G-28 ON TOP OF 6" CLASS II AGGREGATE BASE, IF EXISTING BASE MATERIAL IS UNSUITABLE. SEE SHEET 2 CONSTRUCTION NOTE 18.
- 64 EXISTING WATER METER BOX TO REMAIN. PROTECT IN PLACE.
- 70 EXISTING SURVEY MONUMENT PROTECT IN PLACE.
- 71 EXISTING SURVEY MONUMENT TO BE REPLACED, CONTRACTOR TO TIE OUT EXISTING MONUMENT VIA SURVEY AND PREPARE PRE- AND POST CONSTRUCTION CORNER RECORD. SEE CONSTRUCTION NOTE 14 ON SHEET 2.

NOTES:

1. EXISTING SURVEY MONUMENTS WILL BE DESTROYED BY CONSTRUCTION. CONTRACTOR TO PREPARE PRE- & POST CONSTRUCTION CORNER RECORD. MONUMENT SHALL BE RE-SET BY A LICENSED LAND SURVEYOR. N: 2,007,400.85 E: 6,239,207.65
2. EXISTING SURVEY MONUMENTS WILL BE DESTROYED BY CONSTRUCTION. CONTRACTOR TO PREPARE PRE- & POST CONSTRUCTION CORNER RECORD. MONUMENT SHALL BE RE-SET BY A LICENSED LAND SURVEYOR. N: 2,007,348.56 E: 6,239,226.36
3. SEE INDEX SHEET 3 FOR 3RD SITE CONTROL POINT 'C' LOCATION AND COORDINATES.

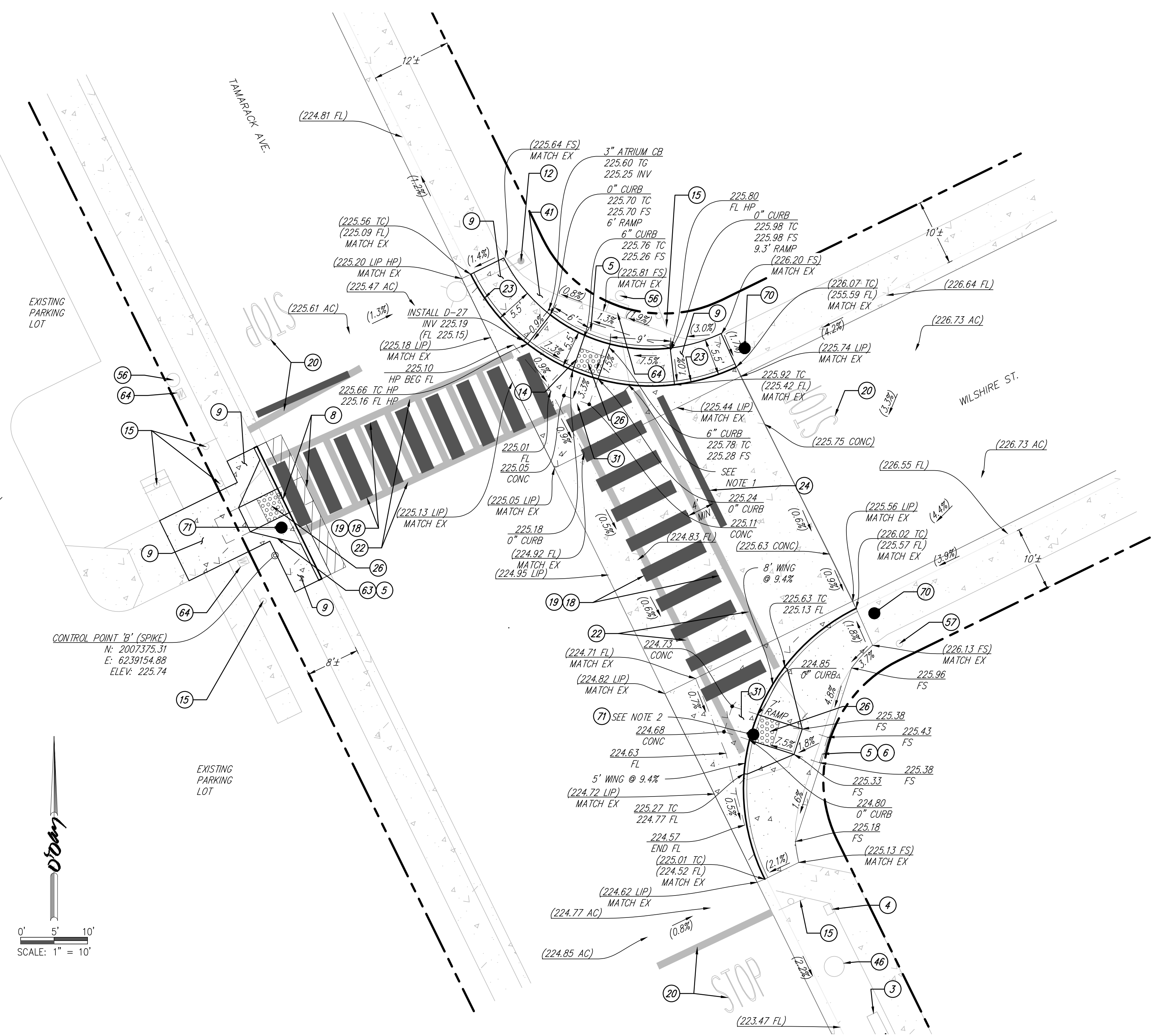
BASIS OF COORDINATES FOR RAMPS #3711-#3714:

THE BASIS OF BEARINGS FOR THIS PROJECT IS THE CALIFORNIA COORDINATE SYSTEM (CCS 83), ZONE 6, EPOCH 1991.35, GRID BEARING BETWEEN FOUND CITY OF CARLSBAD CONTROL POINTS 91 AND 105, PER RECORD OF SURVEY NUMBER 17271.

S 22°44'31" W (9840.819' GRID RECORD) 9840.86' GRID MEASURED, 9841.30' GROUND MEASURED

THE BENCHMARK FOR THIS SURVEY IS THE CITY OF CARLSBAD SURVEY CONTROL POINT 91, BEING A WELL MONUMENT STAMPED "RCE 26433" IN THE CENTER OF THE BULB CUL-DE-SAC AT THE NORTH END OF MILFORD PLACE 0.2 MILES NORTH OF TAMARACK AVE.

EL 302.845' NGVD 29



TAMARACK AVE & WILSHIRE ST
 N.W. CORNER - RAMP #3710
 N.E. CORNER - RAMP #3713
 S.E. CORNER - RAMP #3714
 SCALE: 1" = 10'

NOTE!!
 ELECTRONIC DATA FILES ARE FOR REFERENCE ONLY AND ARE NOT TO BE USED FOR HORIZONTAL OR VERTICAL SURVEY CONTROL.

NOTE
 CONTRACTOR TO VERIFY THE EXACT LOCATION OF EXISTING UTILITIES IN THE FIELD PRIOR TO CONSTRUCTION!

O'Day CONSULTANTS
 2710 Laker Avenue West
 Suite 100 Carlsbad,
 California 92010
 760-931-7300 Fax
 760-931-8660
 ODayConsultants.com

DESIGNED BY: N.F., E.Z.B. DATE: FEB 2020
 DRAWN BY: J.S. SCALE: AS SHOWN
 PROJECT MGR.: N.F. JOB NO.: 201005

ENGINEER OF WORK:
 NICHOLE A. FINE DATE: RCE: 70035



DATE	INITIAL	REVISION DESCRIPTION	DATE	INITIAL	DATE	INITIAL

"AS BUILT"

RCE _____ EXP. _____ DATE _____

REVIEWED BY: _____ DATE _____

INSPECTOR _____ DATE _____

SHEET 28	CITY OF CARLSBAD TRANSPORTATION DEPARTMENT	SHEETS 28
IMPROVEMENT PLANS FOR: CARLSBAD CURB RAMP IMPROVEMENTS TAMARACK AVE AND JAMES DR TAMARACK AVE AND VALLEY ST		
APPROVED: _____ HOSSEIN AJIDEH		
ENGINEERING MANAGER PE 75991 EXPIRES 6/30/22 DATE _____		
DWN BY: _____	PROJECT NO. CIP 6049-20	DRAWING NO. 506-3A
CHKD BY: _____		
RWVD BY: _____		

FINAL SUBMITTAL