

2020 Carlsbad Food Recovery Report

Current efforts, SB 1383 analysis, and next steps

Food Donors in Carlsbad



28

Carlsbad businesses donated food in 2020

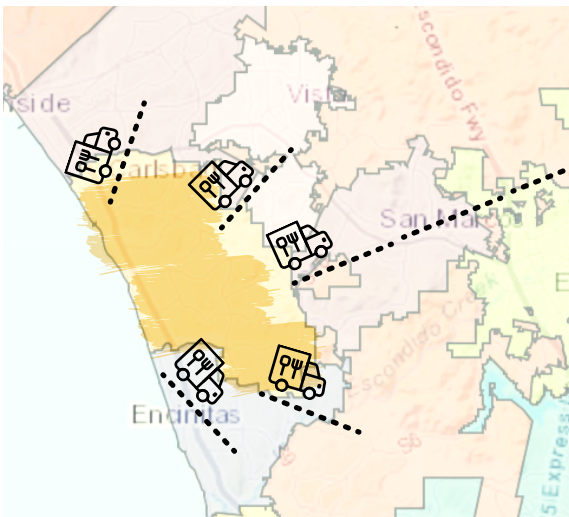


626,460 lbs

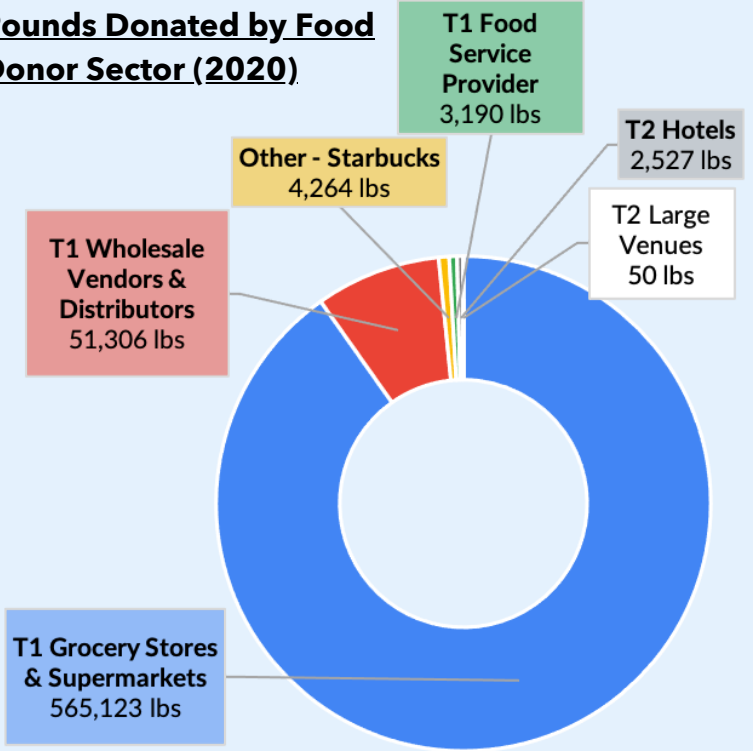
of food were donated by Carlsbad businesses in 2020

Food Recovery Organizations Serving Carlsbad

Most Carlsbad food donors partner with food recovery organizations located in other cities.



Pounds Donated by Food Donor Sector (2020)



The majority of food donations, 90%, came from grocery stores and supermarkets.

Where did food donations go? (2020)



Food Recovery Organizations

Rescue, transport, and distribute food.

18

Food recovery organizations identified serving Carlsbad. Only 1 is located within Carlsbad.

Example: Brother Benno Foundation



Food Distribution / Hunger Relief Organizations

Distribute food to community members.

15

Food distribution sites identified within Carlsbad.

Example: Carlsbad Community Center

All data presented in this report comes from the best available sources: Feeding San Diego and San Diego Food Bank.

Carlsbad Food Recovery Report

Current efforts, SB 1383 analysis, and next steps

SB 1383 Requirements & Analysis

SB 1383 sets program, reporting, and record-keeping requirements for cities to establish an edible food recovery program for Tier 1 & 2 commercial edible food generators, conduct education and outreach to all generators, and plan & secure access for edible food recovery capacity.

Tier 1 Generators

Must donate the maximum amount starting Jan. 1, 2022

72

Tier 1
generators
identified in
Carlsbad

- Grocery Stores/Supermarkets
- Wholesale Food Vendors
- Food Distributors
- Food Service Providers

20 out of 72 Tier 1 generators are already donating.

Tier 2 Generators

Must donate the maximum amount starting Jan. 1, 2024

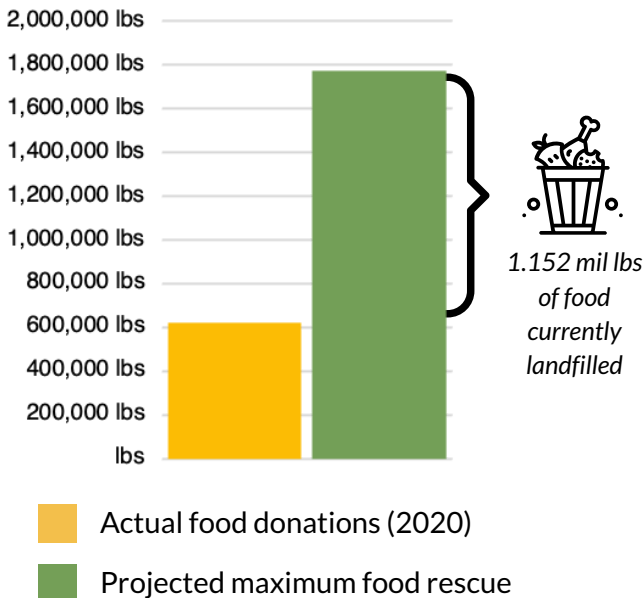
101*

Tier 2
generators
identified in
Carlsbad

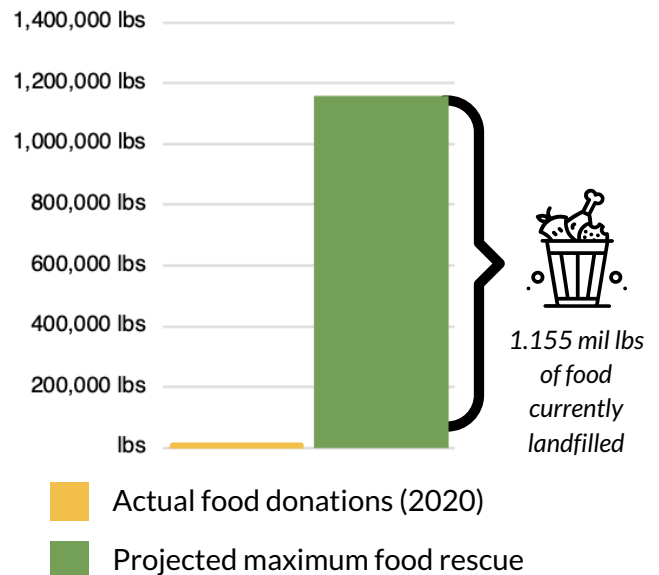
- Hotels
- State Agency Cafeterias
- Health Facilities
- Large Venues & Events
- Restaurant Facilities

2 out of 101 Tier 2 generators are already donating.

Tier 1 Actual Food Donations vs. Projected Maximum Food Rescue Scenario



Tier 2 Actual Food Donations vs. Projected Maximum Food Rescue Scenario



*Tier 2 includes shopping malls, which house many more businesses unaccounted for in the 101 figure.

Next Steps

- Provide outreach to Tier One and Tier Two businesses.
- Create connections between food recovery and food assistance programs.
- Support food recovery organizations' ability to service an influx of food donors.

